

State of Montana
Department of Public Health and Human Services
Human and Community Services Division
Early Childhood Services Bureau

Child Care Managerial Reports

State Fiscal Year 2023

June 2023

Table of Contents

Table 1	Family Participation (monthly unduplicated)	Page 1
Table 2	Expenditures Comparisons (monthly)	Page 2
Table 3	Service Hours and Expenditures (monthly)	Page 3
Table 4	Child Participation (monthly unduplicated)	Page 4
Table 5	Child Participation (monthly duplicated)	Page 5
Table 6	Expenditures by Program (monthly)	Page 6
Table 7	Age Distribution of Children by Program Type (for current month)	Page 7
Table 8	Age Distribution of Children by Facility Type (for current month)	Page 8
Table 9	Age Distribution of Children in Child Care (for all months)	Page 9
Table 10	Center Child Care by Program	Page 10
Table 11	Group Child Care by Program	Page 11
Table 12	Family Child Care by Program	Page 12
Table 13	Family, Friend, Neighbor Child Care by Program	Page 13
Table 14	Relative Care Exempt Child Care by Program	Page 14
Table 15	Child Care / TANF / SNAP Comparison	Page 15

Definitions:

Unduplicated: The number of unique units in the time period referenced. (children or families participating, payments made, or providers) Adding unduplicated monthly numbers will not equal unduplicated yearly amounts or unduplicated monthly amounts as a unit may be included in multiple months or programs.

Duplicated: Each invoice/payment for care of a child in the time period referenced is counted.

Yearly counts: Are for the state fiscal year to date.

Child Care Provider Descriptions:

Relative Care Exempt (RCE): A relative who has passed background checks and who cares for children in one family or up to two unrelated children, who are on the Best Beginnings Child Care Scholarship program

Family Friend Neighbor (FFN): An individual registered by the State of Montana, who cares for children of one family or up to two unrelated children, who are on the Best Beginnings Child Care Scholarship program.

Family Child Care: A facility licensed by the State of Montana to care for up to 8 children, which may include no more than 3 infants at one time.

Group Child Care: A facility licensed by the State of Montana to care for 9 to 15 children, which may include no more than 6 infants at one time.

Child Care Center: A facility licensed by the State of Montana to care for 16 or more children, which may include no more than a specified number of infants as determined by licensing.

Child Care Program Descriptions:

CPS: Child Protective Services. Provides care to children who have been abandoned, neglected or abused. CPS may include TANF and Non-TANF child care participants if the child are working on family reunification.

Non-TANF (CCDF Block Grant): Provides benefits to working and/or attending school families in need of financial help to pay for child care services.

TANF: Temporary Assistance for Needy Families

Tribal: Child care services to tribal/native american children

Title IV-E: Federal entitlement program under the Social Security Act for children who meet specific eligibility requirements.

Working Caretaker Relative: Services provided to children under the care of extended family members such as grandparents.

The data contained in this report is extracted from the CCUBS (Child Care Under the Big Sky) system.

Table 1: Monthly Unduplicated Child Care Families - SFY 2023

Month	Unduplicated Participation - Families						Unduplicated Payments	
	Working Caretaker Relative	CPS	TANF (Block Grant)	Non-TANF (Block Grant)	Tribal IV-E	Unduplicated Child Care Families	Payments to Providers	Payments to Parents
July	33	727	147	1,927	15	2,847	600	14
August	33	781	162	1,981	13	2,970	616	16
September	31	711	141	1,909	14	2,803	632	14
October	30	702	155	1,930	10	2,826	639	14
November	32	688	154	1,980	12	2,864	649	16
December	34	689	150	1,898	15	2,785	638	10
January	32	678	142	1,717	14	2,578	614	10
February	34	694	156	1,716	16	2,613	642	11
March	36	688	153	1,700	16	2,592	628	10
April	32	684	153	1,602	15	2,484	616	10
May	35	704	148	1,675	14	2,575	623	10
June	29	683	150	1,577	13	2,447	579	8
Year Total Unduplicated	51	1,356	338	3,052	28	4,669	838	27
Average Per Month	33	702	151	1,801	14	2,699	623	12

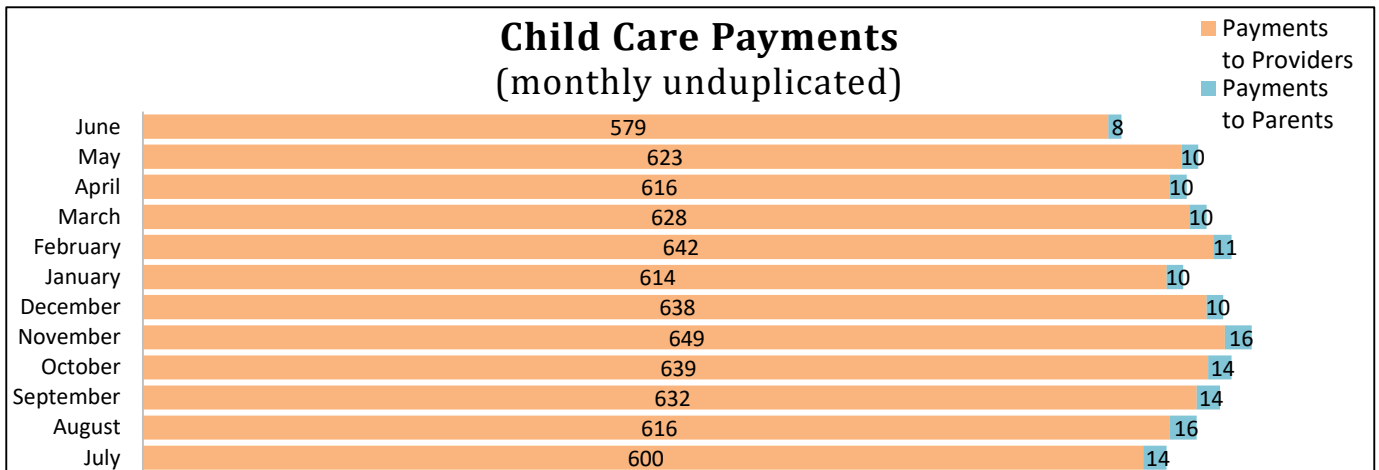
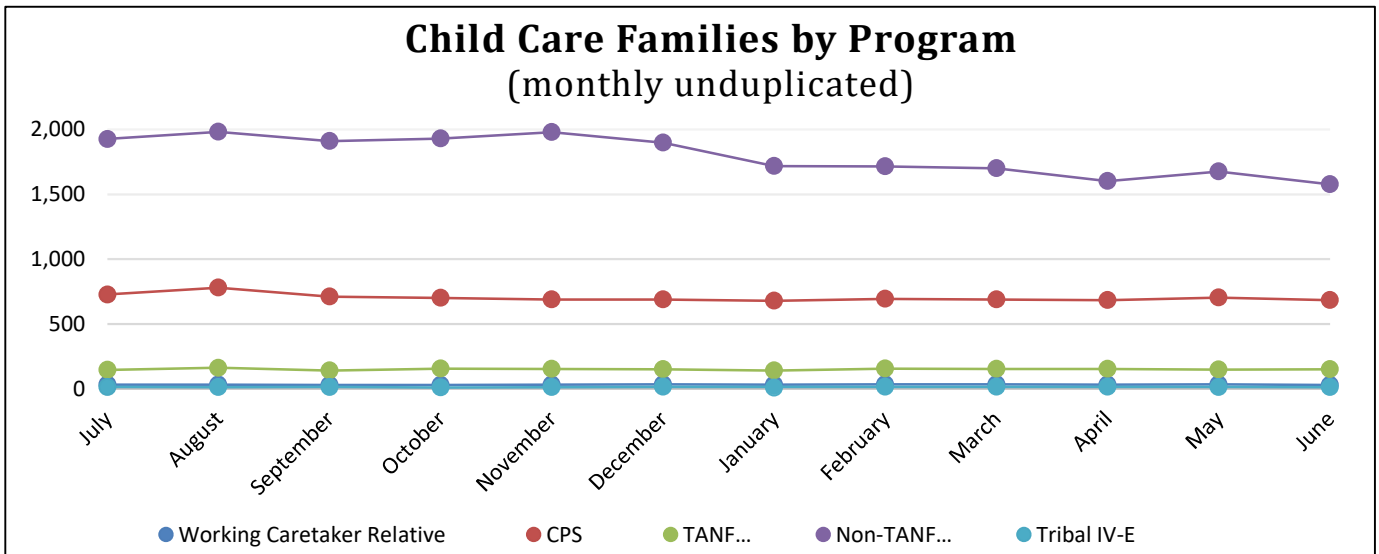


Table 2: Yearly and Monthly Comparison of Child Care Expenditures - SFY 2023

	JUL	AUG	SEPT	OCT	NOV	DEC	JAN	FEB	MAR	APR	MAY	JUN	TOTAL
FY2017	\$ 2,033,548	\$ 2,281,040	\$ 1,754,950	\$ 1,881,987	\$ 1,872,841	\$ 1,804,107	\$ 1,884,878	\$ 1,866,850	\$ 2,110,479	\$ 1,908,182	\$ 2,151,335	\$ 2,301,360	\$ 23,851,558
FY2018	\$ 2,164,218	\$ 2,391,039	\$ 1,860,449	\$ 2,058,875	\$ 1,967,470	\$ 1,874,504	\$ 2,019,177	\$ 1,952,806	\$ 2,073,509	\$ 2,068,480	\$ 2,163,620	\$ 2,261,695	\$ 24,855,842
FY2019	\$ 2,287,251	\$ 2,461,079	\$ 1,781,943	\$ 2,180,281	\$ 1,960,477	\$ 1,846,372	\$ 2,095,262	\$ 1,952,218	\$ 2,063,469	\$ 2,178,021	\$ 2,225,180	\$ 2,198,787	\$ 25,230,338
FY2020	\$ 2,372,818	\$ 2,383,288	\$ 1,890,124	\$ 2,244,991	\$ 1,888,708	\$ 1,897,302	\$ 2,183,114	\$ 1,929,295	\$ 2,356,277	\$ 2,534,494	\$ 2,806,241	\$ 2,164,501	\$ 26,651,153
FY2021	\$ 2,067,844	\$ 2,475,089	\$ 1,879,100	\$ 1,891,222	\$ 1,885,013	\$ 1,913,299	\$ 1,990,604	\$ 2,006,998	\$ 2,116,805	\$ 2,066,844	\$ 2,043,821	\$ 2,744,391	\$ 25,081,029
FY2022	\$ 3,386,204	\$ 3,372,743	\$ 2,974,988	\$ 2,861,301	\$ 3,136,378	\$ 3,074,240	\$ 3,068,378	\$ 3,152,346	\$ 3,200,786	\$ 3,177,019	\$ 3,358,144	\$ 3,494,818	\$ 38,257,347
FY2023	\$ 3,513,701	\$ 3,851,162	\$ 3,295,836	\$ 3,244,125	\$ 3,353,305	\$ 3,126,230	\$ 2,263,693	\$ 2,170,674	\$ 2,275,354	\$ 2,061,060	\$ 2,426,037	\$ 2,340,994	\$ 33,922,173

TOTALS BY QUARTER

1st Quarter End (September)	
FY2017	\$ 6,069,539
FY2018	\$ 6,415,706
FY2019	\$ 6,530,272
FY2020	\$ 6,646,230
FY2021	\$ 6,422,034
FY2022	\$ 9,733,936
FY2023	\$ 10,660,699

2nd Quarter End (December)	
FY2017	\$ 5,558,935
FY2018	\$ 5,900,850
FY2019	\$ 5,987,130
FY2020	\$ 6,031,001
FY2021	\$ 5,689,533
FY2022	\$ 9,071,920
FY2023	\$ 9,723,660

3rd Quarter End (March)	
FY2017	\$ 5,862,208
FY2018	\$ 6,045,492
FY2019	\$ 6,110,949
FY2020	\$ 6,468,686
FY2021	\$ 6,114,407
FY2022	\$ 9,421,510
FY2023	\$ 6,709,722

4th Quarter End (June)		YEAR TOTAL
FY2017	\$ 6,360,876	\$ 23,851,558
FY2018	\$ 6,493,794	\$ 24,855,842
FY2019	\$ 6,601,987	\$ 25,230,338
FY2020	\$ 7,505,236	\$ 26,651,153
FY2021	\$ 6,855,055	\$ 25,081,029
FY2022	\$ 10,029,981	\$ 38,257,347
FY2023	\$ 6,828,091	\$ 33,922,173

Child Care Expenditures

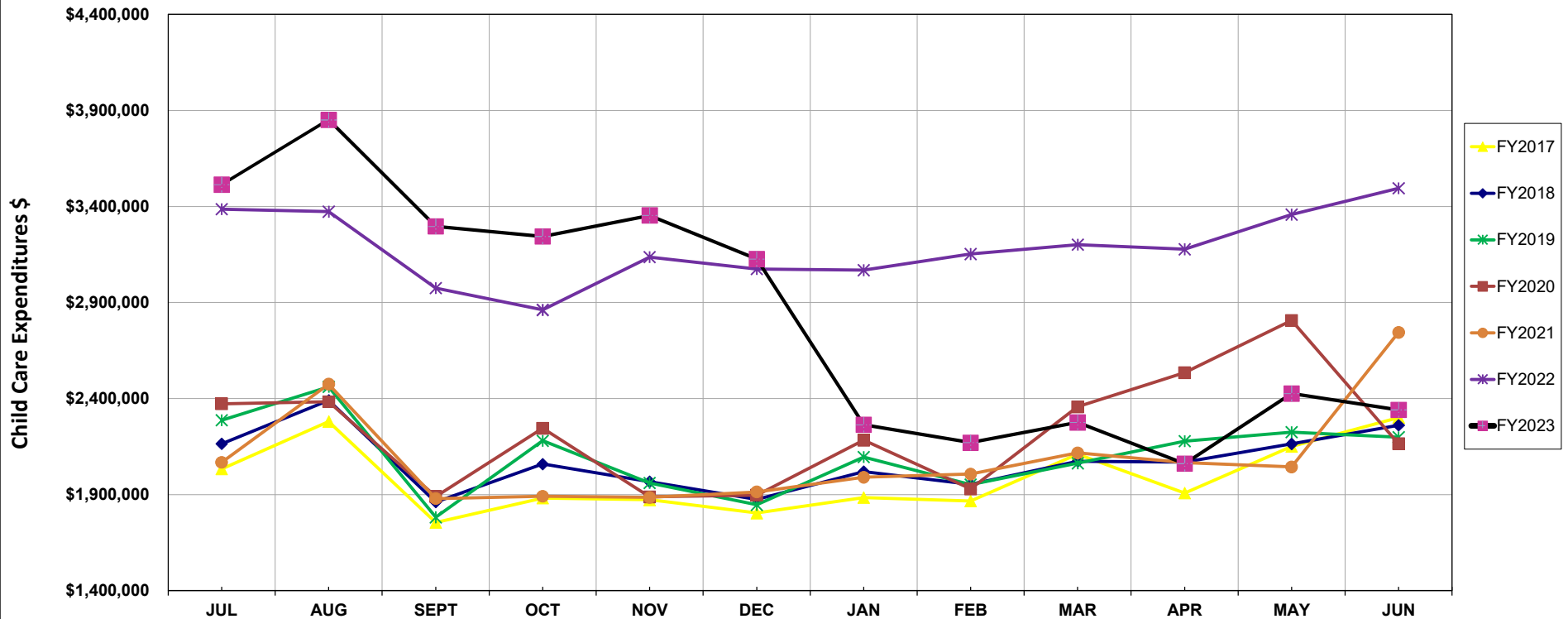


Table 3: Monthly Child Care Service Hours and Expenditures - SFY 2023

Month	Monthly Service Hours					Expenditures		
	Working Caretaker Relative	CPS	TANF (Block Grant)	Non-TANF (Block Grant)	Tribal IV-E	TOTAL Child Care Service Hours	Monthly Expenditures	Average \$ Per Hour
July	5,584	91,300	27,143	380,215	2,021	506,262	\$3,513,701	\$6.94
August	6,305	113,037	31,881	436,705	2,119	590,049	\$3,851,162	\$6.53
September	3,166	85,290	23,512	331,229	1,584	444,782	\$3,295,836	\$7.41
October	3,364	86,560	24,719	327,154	1,204	443,002	\$3,244,125	\$7.32
November	3,164	81,833	24,643	321,636	1,826	433,102	\$3,353,305	\$7.74
December	3,436	74,963	19,764	293,428	1,674	393,265	\$3,126,230	\$7.95
January	3,630	90,025	24,694	321,333	1,582	441,264	\$2,263,693	\$5.13
February	3,880	87,329	26,271	306,217	1,778	425,475	\$2,170,674	\$5.10
March	4,428	97,196	28,266	342,391	2,052	474,332	\$2,275,354	\$4.80
April	3,736	86,242	28,563	288,084	1,773	408,397	\$2,061,060	\$5.05
May	3,828	101,843	29,550	361,442	1,862	498,525	\$2,426,037	\$4.87
June	4,641	106,885	34,674	380,250	2,084	528,535	\$2,340,994	\$4.43
Total	49,163	1,102,503	323,680	4,090,084	21,559	5,586,989	\$33,922,173	\$6.07
Avg Per Month	4,097	91,875	26,973	340,840	1,797	465,582	\$2,826,848	\$6.11
% of Total	0.9%	19.7%	5.8%	73.2%	0.4%	100.0%	Footnote: See definition/descriptions on front page	

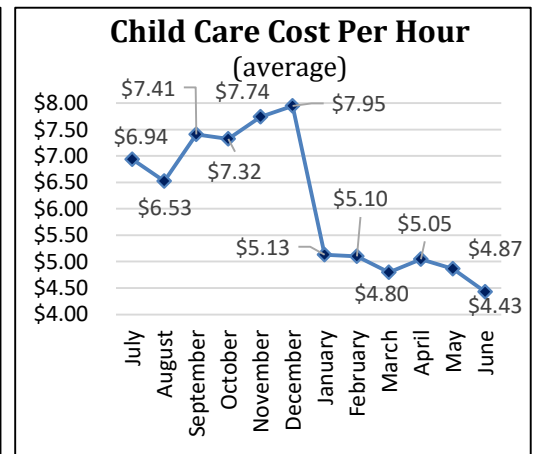
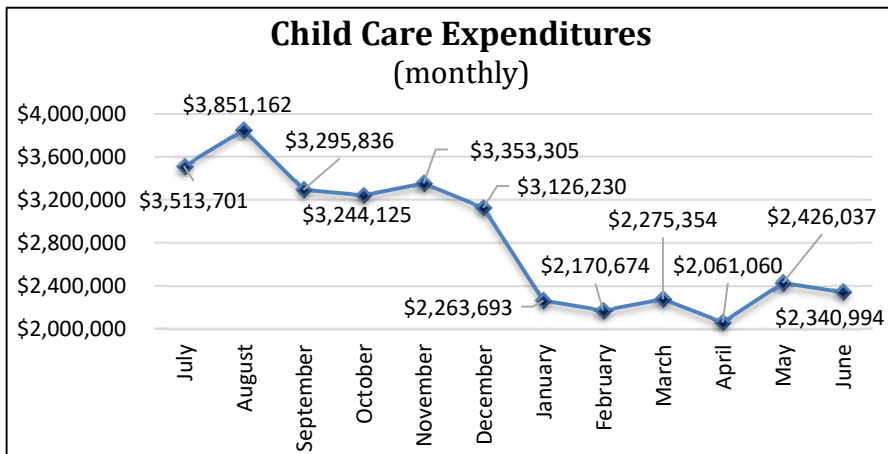
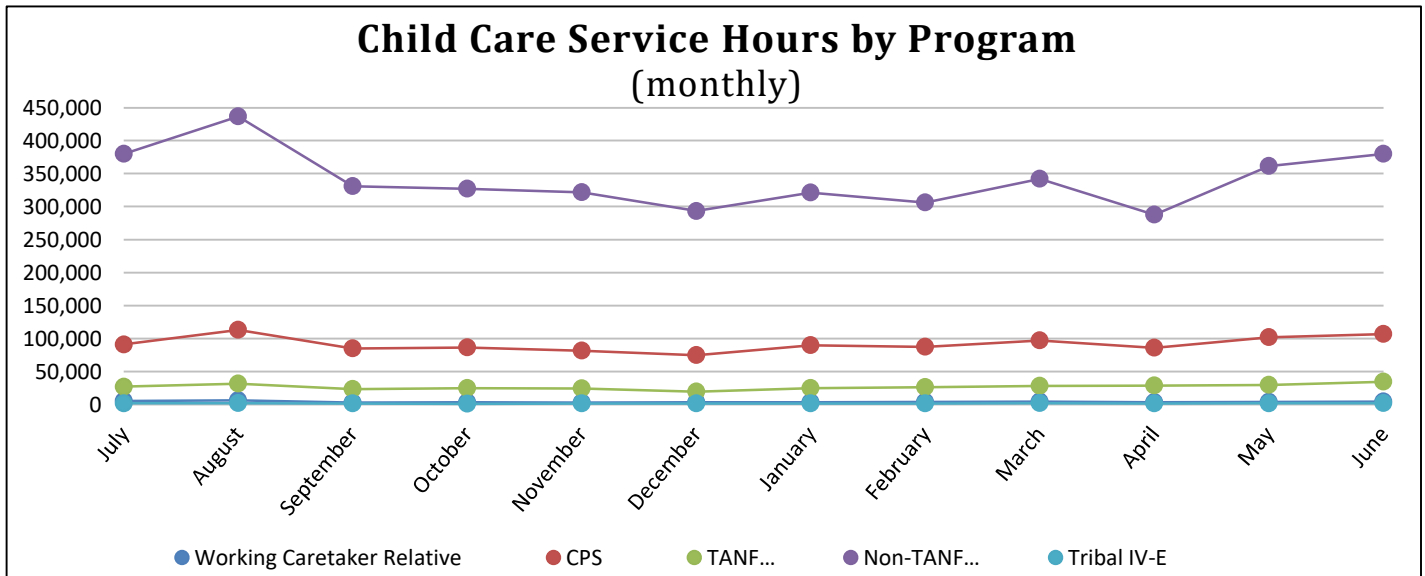


Table 4: Monthly Unduplicated Child Care Children - SFY 2023

Unduplicated Participation - Children						
Month	Working Caretaker Relative	CPS	TANF (Block Grant)	Non-TANF (Block Grant)	Tribal IV-E	Unduplicated Child Care Children
July	46	762	254	3,179	15	4,249
August	47	823	279	3,280	13	4,437
September	45	751	231	3,101	14	4,131
October	42	745	247	3,106	10	4,146
November	45	734	255	3,160	12	4,202
December	48	734	241	3,034	15	4,069
January	47	726	227	2,797	14	3,808
February	47	745	245	2,791	16	3,836
March	49	737	243	2,787	16	3,828
April	45	732	240	2,562	15	3,590
May	43	761	238	2,711	14	3,762
June	38	746	247	2,668	13	3,707
Year Total Unduplicated	69	1,309	552	4,899	28	6,677
Avg Per Month	45	750	246	2,931	14	3,980

Footnote: See definition/descriptions on front page.

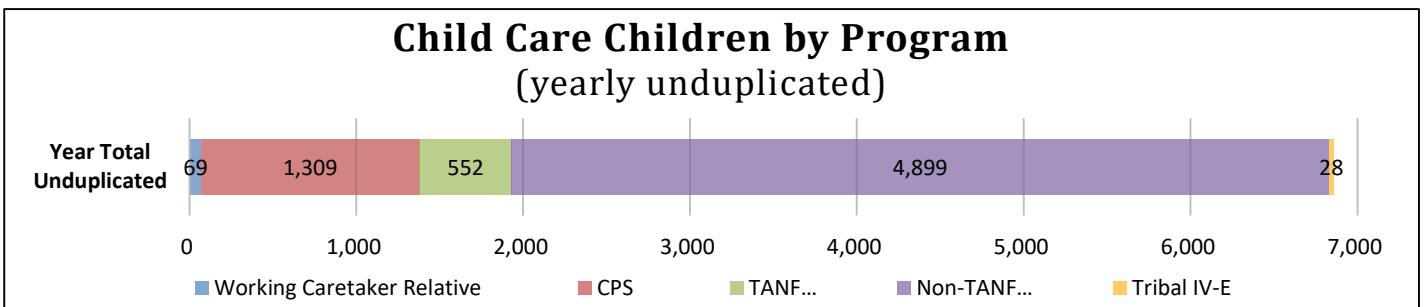
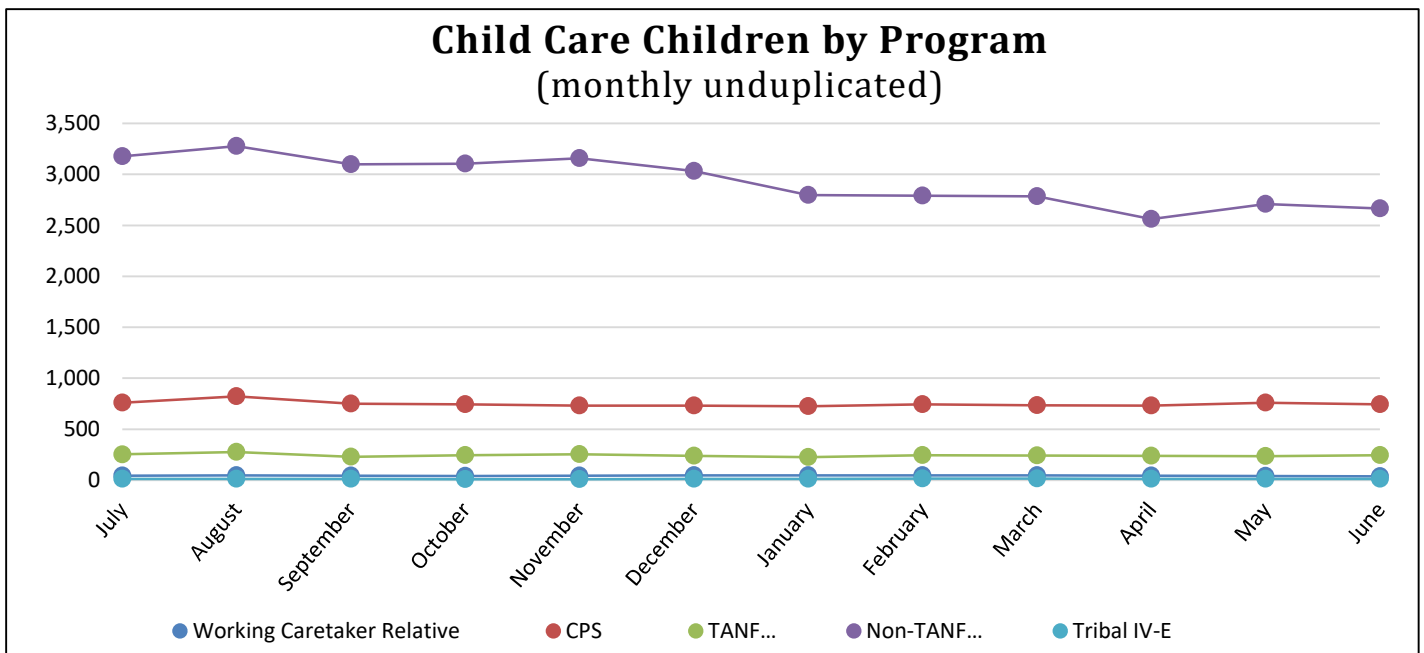


Table 5: Monthly Duplicated Child Care Children - SFY 2023

Duplicated Participation - Children						
Month	Working Caretaker Relative	CPS	TANF (Block Grant)	Non-TANF (Block Grant)	Tribal IV-E	Duplicated Child Care Children
July	46	817	267	3,407	15	4,552
August	52	930	308	3,661	13	4,964
September	49	810	252	3,433	14	4,558
October	48	814	264	3,424	10	4,560
November	54	809	294	3,539	15	4,711
December	56	815	250	3,308	18	4,447
January	52	794	245	3,038	14	4,143
February	55	819	271	3,038	16	4,199
March	54	781	254	3,023	16	4,128
April	48	803	261	2,747	15	3,874
May	49	839	260	3,146	15	4,309
June	42	805	268	2,858	14	3,987
Year Total Duplicated	605	9,836	3,194	38,622	175	52,432
Avg Per Month	50	820	266	3,219	15	4,369

Footnote: See definition/descriptions on front page.

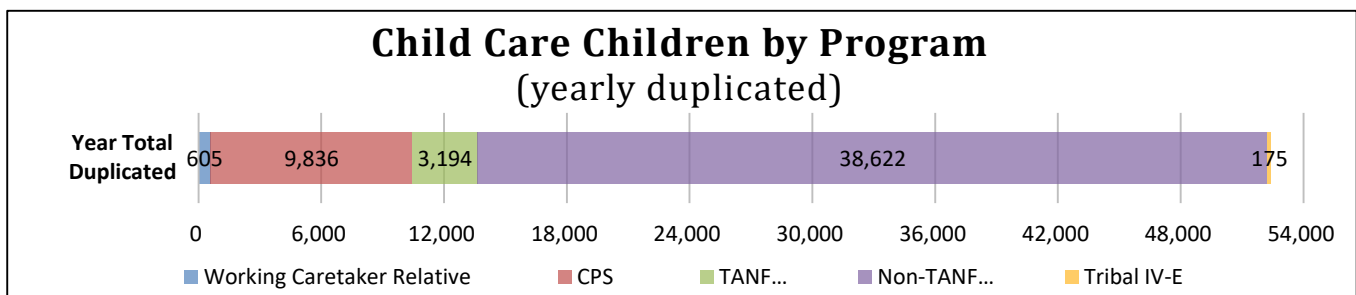
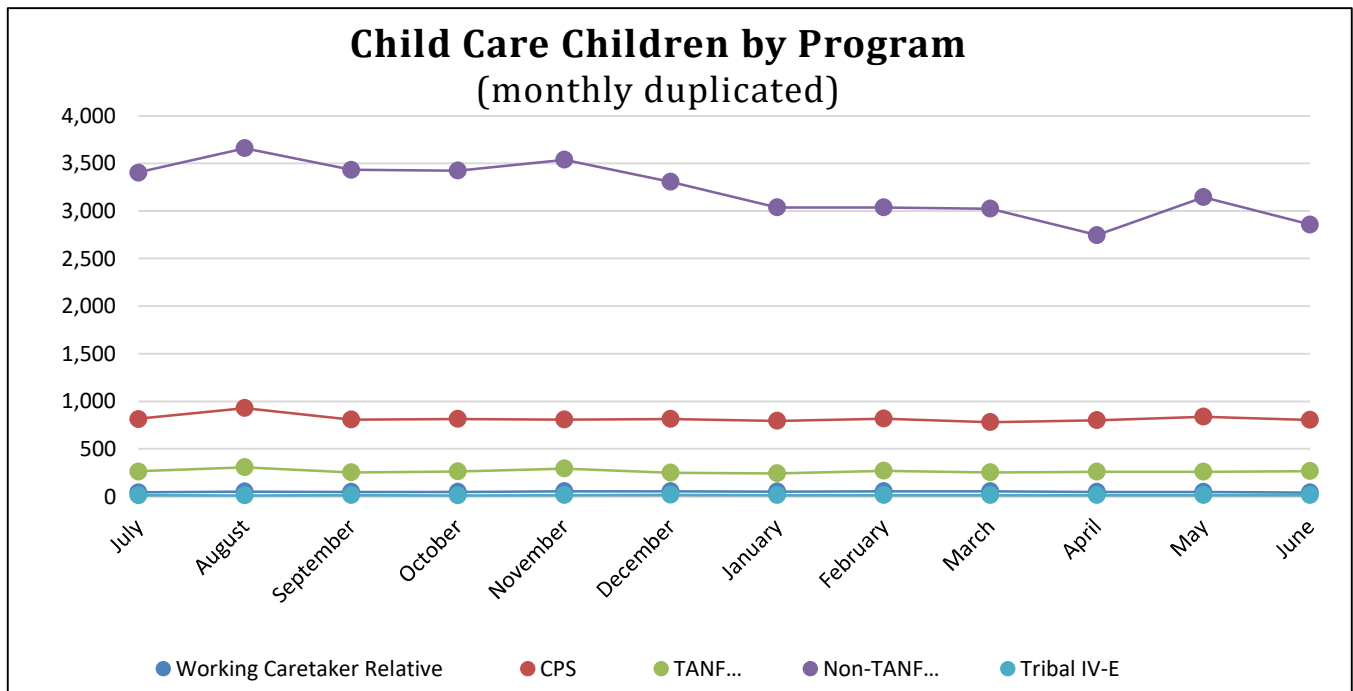


Table 6: Monthly Child Care Expenditures by Program - SFY 2023

Month	Expenditures						Date of Payment 3 Month Total
	Working Caretaker Relative	CPS	TANF (Block Grant)	Non-TANF (Block Grant)	Tribal IV-E	Total Expended	
July	\$38,462	\$667,978	\$215,756	\$2,578,915	\$12,590	\$3,513,701	\$10,660,699
August	\$41,385	\$770,382	\$248,798	\$2,779,484	\$11,114	\$3,851,162	
September	\$35,461	\$661,194	\$200,943	\$2,386,477	\$11,761	\$3,295,836	
October	\$35,241	\$647,058	\$211,588	\$2,342,042	\$8,196	\$3,244,125	\$9,723,660
November	\$37,428	\$646,518	\$233,512	\$2,422,896	\$12,950	\$3,353,305	
December	\$38,496	\$624,793	\$197,858	\$2,249,511	\$15,573	\$3,126,230	
January	\$27,313	\$526,192	\$153,407	\$1,547,767	\$9,014	\$2,263,693	\$6,709,722
February	\$25,549	\$511,025	\$160,071	\$1,463,519	\$10,510	\$2,170,674	
March	\$27,762	\$532,425	\$161,206	\$1,543,148	\$10,814	\$2,275,354	
April	\$26,825	\$498,848	\$166,372	\$1,358,653	\$10,361	\$2,061,060	\$6,828,091
May	\$24,230	\$557,885	\$167,939	\$1,666,345	\$9,639	\$2,426,037	
June	\$23,241	\$538,931	\$180,260	\$1,588,338	\$10,224	\$2,340,994	
Total Expended	\$381,394	\$7,183,230	\$2,297,710	\$23,927,094	\$132,746	\$33,922,173	\$33,922,173
Average	\$31,783	\$598,602	\$191,476	\$1,993,925	\$11,062	\$2,826,848	\$8,480,543
% of Total	1.1%	21.2%	6.8%	70.5%	0.4%	100.0%	

Footnote: See definition/descriptions on front page.

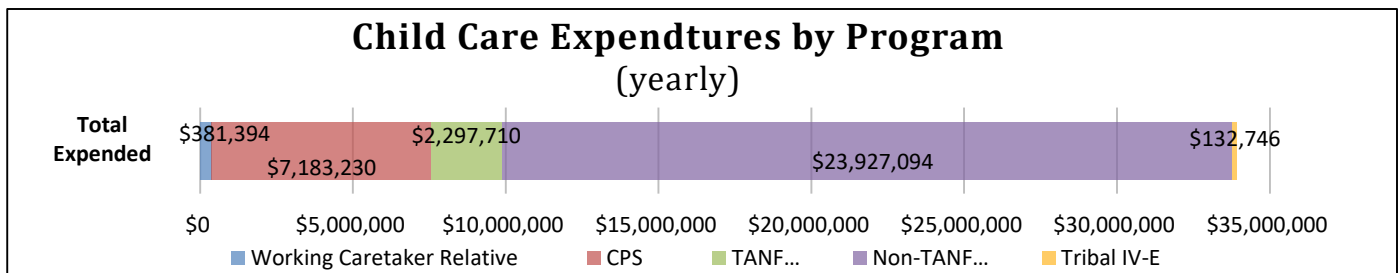
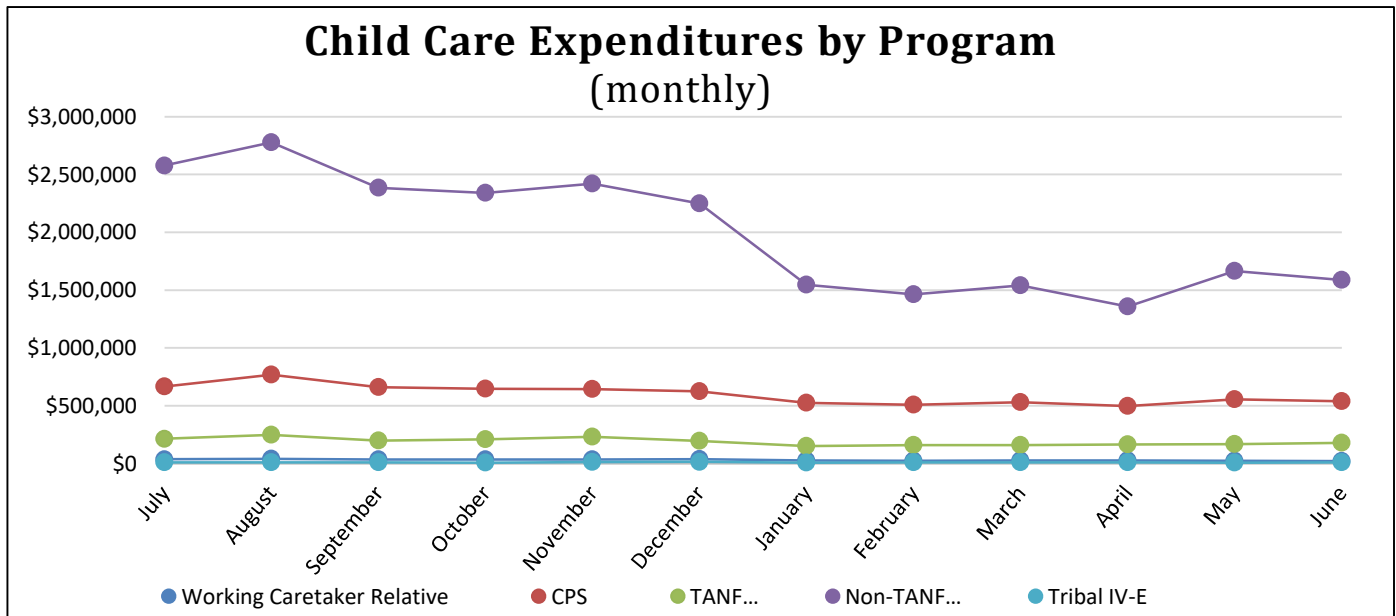


Table 7: Ages of Children in Care by Program Type - SFY 2023

June 2023	Unduplicated Children by Age by Program Type					Unduplicated Children
Age of Children	Working Caretaker Relative	CPS	TANF <i>(Block Grant)</i>	Non-TANF <i>(Block Grant)</i>	Tribal IV-E	Age Distribution of Children receiving Child Care <i>(See Graph on Page 4)</i>
Age 0	-	39	30	76	-	145
Age 1	1	94	23	216	-	334
Age 2	1	110	49	329	1	490
Age 3	4	116	26	382	2	528
Age 4	5	105	32	398	3	543
Age 5	6	82	21	362	2	471
Age 6	5	62	20	227	2	316
Age 7	6	40	20	206	2	273
Age 8	3	38	6	165	-	212
Age 9	1	22	8	115	1	147
Age 10	4	21	9	95	-	129
Age 11	1	13	2	60	-	76
Age 12	1	3	1	32	-	37
Age 13	-	-	-	4	-	4
Age 14	-	-	-	1	-	1
Age 15	-	1	-	-	-	1
Age 16	-	-	-	-	-	-
Age 17	-	-	-	-	-	-
Age 18	-	-	-	-	-	-
Total	38	746	247	2,668	13	3,707
% of Total	1.0%	20.1%	6.7%	72.0%	0.4%	

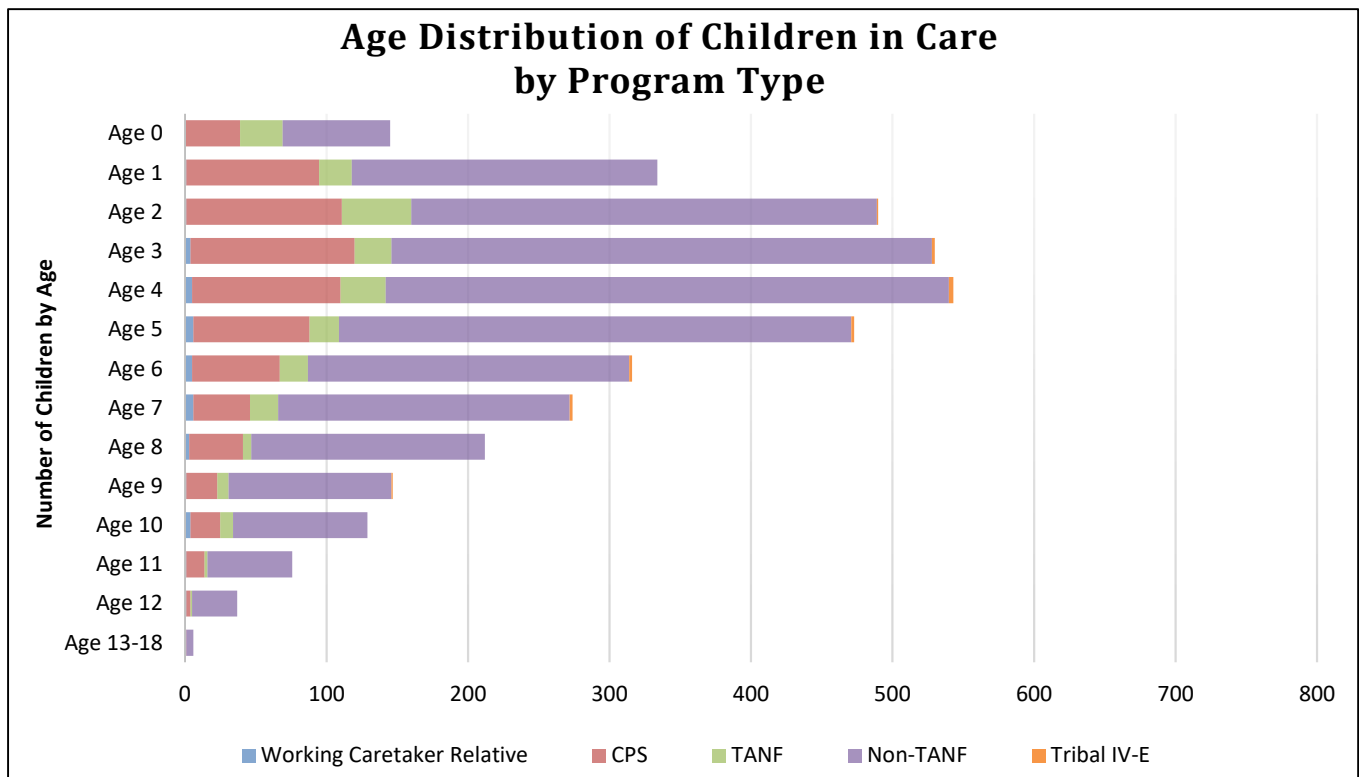


Table 8: Ages of Children in Care by Facility Type - SFY 2023

June 2023	Unduplicated Children by Age by Facility Type					Unduplicated Children
Age of Children	Relative Care Exempt	Family Friend Neighbor	Family	Group	Center	Age Distribution of Children receiving Child Care
Age 0	2	6	11	52	75	145
Age 1	7	3	29	126	173	334
Age 2	9	6	29	185	267	490
Age 3	13	6	40	208	271	528
Age 4	10	5	31	180	328	543
Age 5	11	6	27	140	298	471
Age 6	6	3	13	93	207	316
Age 7	6	5	15	77	177	273
Age 8	12	5	12	65	120	212
Age 9	10	3	6	50	83	147
Age 10	8	3	5	26	87	129
Age 11	9	3	2	23	40	76
Age 12	5	2	1	11	18	37
Age 13	-	1	-	3	-	4
Age 14	1	-	-	-	-	1
Age 15	1	-	-	-	-	1
Age 16	-	-	-	-	-	-
Age 17	-	-	-	-	-	-
Age 18	-	-	-	-	-	-
Total	110	57	221	1,239	2,144	3,707
% of Total	3.0%	1.5%	6.0%	33.4%	57.8%	

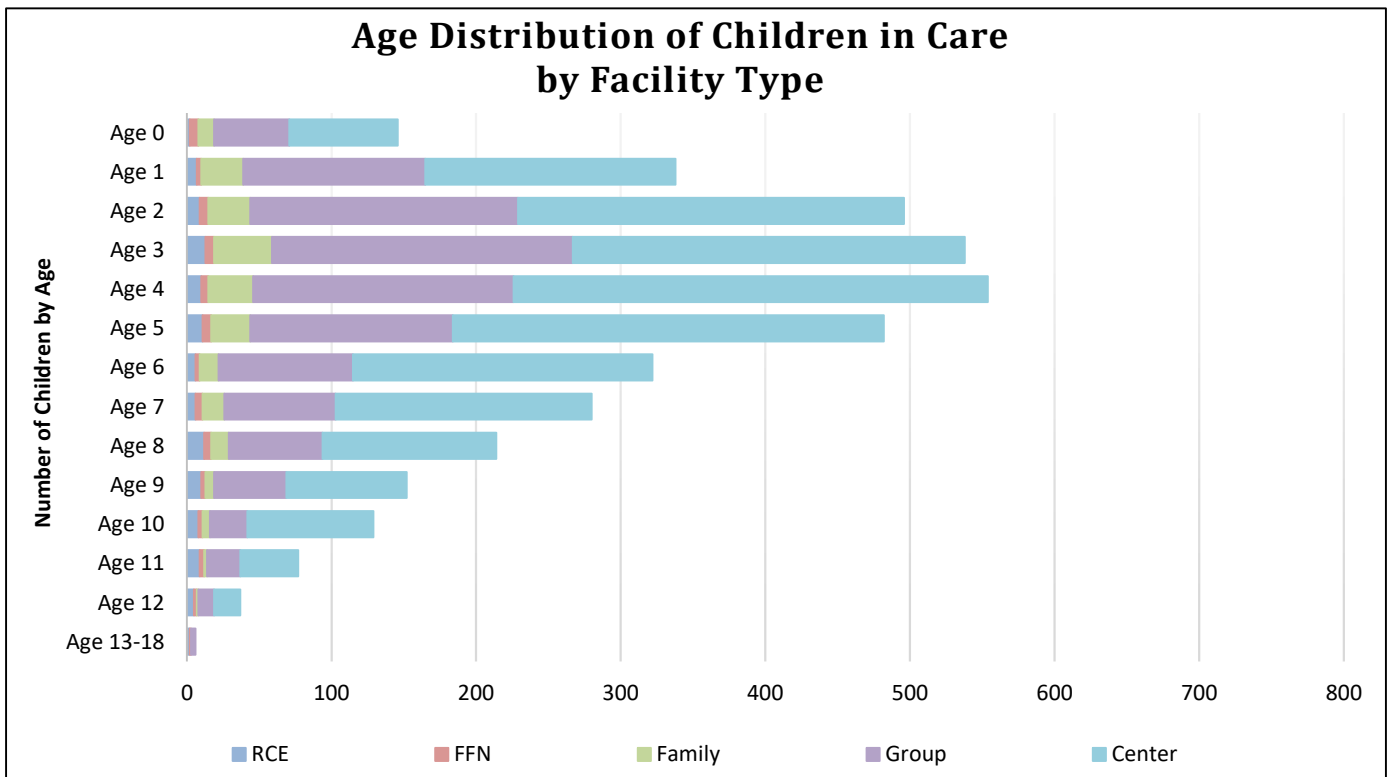


Table 9: Ages of Children in Care per Month - SFY 2023

Age Distribution of Children Receiving Child Care Per Month													
Age of Children	July 2021	Aug 2021	Sept 2021	Oct 2021	Nov 2021	Dec 2021	Jan 2022	Feb 2022	Mar 2022	Apr 2022	May 2022	June 2022	Average
Age 0	159	191	195	204	191	180	169	171	167	157	160	145	174
Age 1	430	447	458	444	459	439	400	396	372	356	362	334	408
Age 2	553	548	551	565	562	555	496	509	509	485	514	490	528
Age 3	665	669	661	680	663	632	594	585	568	538	575	528	613
Age 4	584	621	580	592	643	638	581	585	593	560	589	543	592
Age 5	560	567	456	449	475	477	455	482	499	452	482	471	485
Age 6	368	402	341	330	325	309	307	302	295	263	285	316	320
Age 7	286	303	262	257	249	243	240	242	256	247	255	273	259
Age 8	228	252	214	231	225	208	197	187	188	176	187	212	209
Age 9	171	185	172	161	166	159	155	160	159	142	137	147	160
Age 10	115	124	120	122	127	114	96	100	102	100	98	129	112
Age 11	77	75	74	72	76	73	76	73	78	73	74	76	75
Age 12	37	37	31	24	27	28	30	35	30	31	35	37	32
Age 13	13	11	11	12	13	11	10	8	11	9	7	4	10
Age 14	2	4	4	2	1	1	1	-	-	-	1	1	2
Age 15	-	-	-	-	-	1	1	1	1	1	1	1	1
Age 16	-	-	-	-	-	-	-	-	-	-	-	-	-
Age 17	1	1	1	-	-	-	-	-	-	-	-	-	1
Age 18	-	-	-	1	-	1	-	-	-	-	-	-	1
Total	4,249	4,437	4,131	4,146	4,202	4,069	3,808	3,836	3,828	3,590	3,762	3,707	3,983

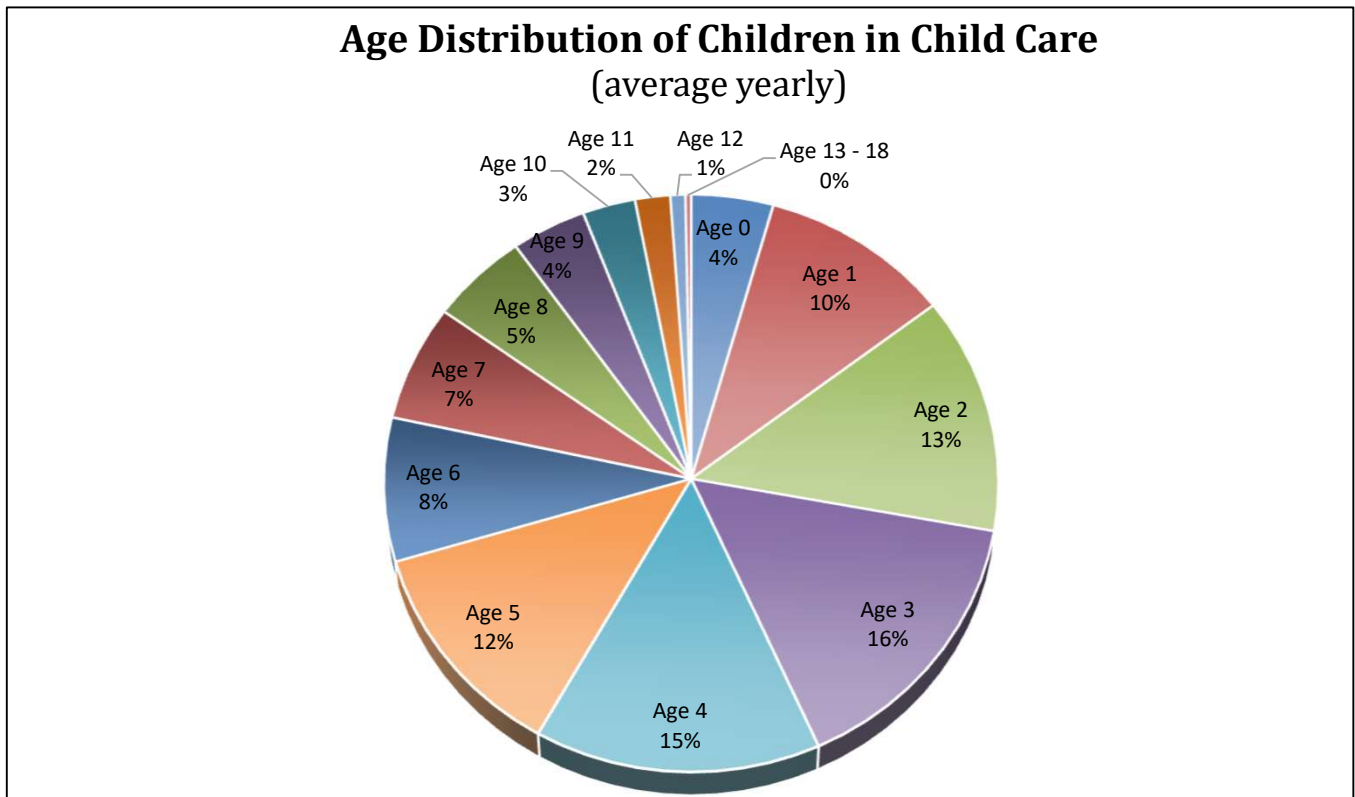


Table 10: Center Child Care by Program - SFY 2023

	Monthly Totals					Year to Date Totals				
	Undup Children	Undup Providers	Expenditures	Service Hours		Undup Children	Undup Providers	Expenditures	Service Hours	
Working Caretaker Relative	35	18	\$31,091	4,149		35	18	\$31,091	4,149	
CPS	406	103	\$380,377	47,176		406	103	\$380,377	47,176	
TANF (Block Grant)	141	58	\$128,021	14,954		141	58	\$128,021	14,954	
Non-TANF (Block Grant)	1,643	203	\$1,454,611	189,166		1,643	203	\$1,454,611	189,166	
Tribal IV-E	8	5	\$7,442	1,043		8	5	\$7,442	1,043	
July Total	2,230	176	\$2,001,542	256,487		2,230	176	\$2,001,542	256,487	
Working Caretaker Relative	36	20	\$32,929	4,401		42	23	\$64,020	8,550	
CPS	457	109	\$472,051	61,071		501	122	\$852,429	108,246	
TANF (Block Grant)	155	62	\$146,169	16,729		175	70	\$274,190	31,683	
Non-TANF (Block Grant)	1,715	220	\$1,566,880	211,480		1,909	238	\$3,021,491	400,646	
Tribal IV-E	7	4	\$6,543	1,123		8	5	\$13,985	2,166	
August Total	2,367	189	\$2,224,572	294,804		2,616	205	\$4,226,115	551,291	
Working Caretaker Relative	40	23	\$31,744	2,540		45	26	\$95,763	11,091	
CPS	442	129	\$417,274	47,601		562	145	\$1,269,702	155,847	
TANF (Block Grant)	128	53	\$122,397	12,854		199	78	\$396,587	44,537	
Non-TANF (Block Grant)	1,689	242	\$1,414,047	171,090		2,149	274	\$4,435,538	571,736	
Tribal IV-E	6	3	\$5,532	685		8	5	\$19,517	2,851	
September Total	2,302	212	\$1,990,994	234,771		2,917	230	\$6,217,108	786,062	
Working Caretaker Relative	34	18	\$28,438	2,518		45	26	\$124,201	13,608	
CPS	413	123	\$390,233	48,013		595	148	\$1,659,935	203,860	
TANF (Block Grant)	137	54	\$125,363	12,571		215	82	\$521,950	57,108	
Non-TANF (Block Grant)	1,649	246	\$1,307,882	160,162		2,281	283	\$5,743,420	731,898	
Tribal IV-E	3	3	\$2,742	304		8	5	\$22,259	3,156	
October Total	2,236	206	\$1,854,658	223,568		3,089	232	\$8,071,766	1,009,630	
Working Caretaker Relative	35	20	\$30,406	2,300		46	27	\$154,608	15,908	
CPS	416	124	\$388,104	44,769		609	149	\$2,048,039	248,629	
TANF (Block Grant)	139	52	\$139,627	12,731		230	85	\$661,577	69,839	
Non-TANF (Block Grant)	1,702	250	\$1,413,311	162,179		2,387	291	\$7,156,731	894,077	
Tribal IV-E	4	4	\$6,706	932		8	5	\$28,965	4,087	
November Total	2,292	211	\$1,978,154	222,910		3,213	237	\$10,049,920	1,232,540	
Working Caretaker Relative	38	22	\$31,212	2,665		49	28	\$185,820	18,573	
CPS	411	121	\$360,843	38,640		637	155	\$2,408,882	287,270	
TANF (Block Grant)	128	52	\$114,650	9,866		243	86	\$776,227	79,705	
Non-TANF (Block Grant)	1,605	242	\$1,271,603	138,352		2,472	298	\$8,428,334	1,032,429	
Tribal IV-E	7	6	\$8,583	830		11	7	\$37,548	4,918	
December Total	2,189	201	\$1,786,890	190,353		3,331	240	\$11,836,810	1,422,893	
Working Caretaker Relative	38	21	\$21,551	2,585		51	29	\$207,370	21,157	
CPS	435	120	\$329,398	51,317		689	162	\$2,738,279	338,586	
TANF (Block Grant)	127	50	\$94,448	12,918		249	88	\$870,675	92,623	
Non-TANF (Block Grant)	1,556	244	\$923,247	167,300		2,548	305	\$9,351,581	1,199,729	
Tribal IV-E	4	4	\$3,734	632		11	7	\$41,282	5,550	
January Total	2,160	209	\$1,372,377	234,752		3,437	245	\$13,209,188	1,657,645	
Working Caretaker Relative	39	23	\$20,710	2,870		53	30	\$228,080	24,028	
CPS	448	125	\$322,358	50,121		716	167	\$3,060,637	388,707	
TANF (Block Grant)	139	59	\$93,116	13,286		273	95	\$963,791	105,909	
Non-TANF (Block Grant)	1,533	252	\$850,359	156,828		2,618	315	\$10,201,940	1,356,557	
Tribal IV-E	6	5	\$4,018	649		13	8	\$45,299	6,199	
February Total	2,160	214	\$1,290,560	223,755		3,529	247	\$14,499,747	1,881,399	
Working Caretaker Relative	40	23	\$23,633	3,579		53	30	\$251,714	27,607	
CPS	431	120	\$325,712	54,120		742	168	\$3,386,349	442,827	
TANF (Block Grant)	140	60	\$97,738	15,177		294	101	\$1,061,529	121,086	
Non-TANF (Block Grant)	1,543	251	\$905,701	176,626		2,703	319	\$11,107,641	1,533,183	
Tribal IV-E	6	5	\$4,154	740		13	8	\$49,453	6,939	
March Total	2,157	214	\$1,356,939	250,243		3,634	248	\$15,856,686	2,131,642	
Working Caretaker Relative	36	20	\$21,518	2,597		53	30	\$273,232	30,205	
CPS	432	122	\$311,911	47,853		776	171	\$3,698,260	490,680	
TANF (Block Grant)	137	61	\$99,943	14,940		309	105	\$1,161,472	136,026	
Non-TANF (Block Grant)	1,432	247	\$809,199	150,522		2,777	323	\$11,916,840	1,683,705	
Tribal IV-E	6	5	\$3,974	633		13	8	\$53,427	7,572	
April Total	2,041	211	\$1,246,545	216,547		3,744	250	\$17,103,231	2,348,189	
Working Caretaker Relative	33	22	\$19,138	2,700		55	32	\$292,370	32,904	
CPS	454	124	\$353,632	57,681		808	177	\$4,051,892	548,362	
TANF (Block Grant)	139	59	\$101,900	15,856		327	109	\$1,263,373	151,882	
Non-TANF (Block Grant)	1,508	245	\$1,001,840	190,435		2,848	331	\$12,918,679	1,874,140	
Tribal IV-E	4	3	\$3,093	544		13	8	\$56,520	8,116	
May Total	2,135	211	\$1,479,603	267,215		3,846	256	\$18,582,835	2,615,403	
Working Caretaker Relative	29	17	\$18,678	3,284		56	34	\$311,048	36,188	
CPS	463	122	\$347,833	62,606		858	182	\$4,399,725	610,968	
TANF (Block Grant)	149	63	\$115,307	20,112		343	111	\$1,378,680	171,993	
Non-TANF (Block Grant)	1,503	222	\$970,442	203,849		2,985	336	\$13,889,121	2,077,989	
Tribal IV-E	4	3	\$3,824	720		13	8	\$60,344	8,836	
June Total	2,144	191	\$1,456,084	290,570		4,031	256	\$20,038,918	2,905,974	

Footnotes: See definition/descriptions on front page.

Table 11: Group Child Care by Program - SFY 2023

	Monthly Totals				Year to Date Totals			
	Undup Children	Undup Providers	Expenditures	Service Hours	Undup Children	Undup Providers	Expenditures	Service Hours
Working Caretaker Relative	5	5	\$3,834	534	5	5	\$3,834	534
CPS	298	102	\$234,883	34,463	298	102	\$234,883	34,463
TANF (Block Grant)	105	48	\$81,132	10,557	105	48	\$81,132	10,557
Non-TANF (Block Grant)	1,189	267	\$878,881	139,651	1,189	267	\$878,881	139,651
Tribal IV-E	5	3	\$3,718	695	5	3	\$3,718	695
July Total	1,598	256	\$1,202,448	185,901	1,598	256	\$1,202,448	185,901
Working Caretaker Relative	5	5	\$3,814	638	5	5	\$7,648	1,172
CPS	301	110	\$242,715	40,959	345	115	\$477,598	75,422
TANF (Block Grant)	120	54	\$95,547	13,479	130	58	\$176,679	24,036
Non-TANF (Block Grant)	1,248	273	\$959,943	169,123	1,359	286	\$1,838,824	308,775
Tribal IV-E	4	2	\$3,106	669	6	4	\$6,824	1,364
August Total	1,677	261	\$1,305,125	224,868	1,833	273	\$2,507,573	410,769
Working Caretaker Relative	3	3	\$1,976	300	5	5	\$9,624	1,472
CPS	258	98	\$197,299	29,974	366	120	\$674,896	105,396
TANF (Block Grant)	92	45	\$70,373	9,136	139	60	\$247,052	33,173
Non-TANF (Block Grant)	1,103	273	\$743,118	113,558	1,470	306	\$2,581,942	422,333
Tribal IV-E	4	3	\$3,259	524	7	5	\$10,083	1,889
September Total	1,458	258	\$1,016,025	153,493	1,969	284	\$3,523,598	564,262
Working Caretaker Relative	5	5	\$4,278	400	6	6	\$13,902	1,872
CPS	272	101	\$209,304	30,810	396	126	\$884,200	136,205
TANF (Block Grant)	97	50	\$76,738	10,013	150	66	\$323,791	43,185
Non-TANF (Block Grant)	1,154	287	\$799,678	121,618	1,562	321	\$3,381,621	543,952
Tribal IV-E	3	2	\$2,483	491	7	5	\$12,566	2,380
October Total	1,527	266	\$1,092,482	163,332	2,088	296	\$4,616,080	727,594
Working Caretaker Relative	7	7	\$4,571	537	8	8	\$18,473	2,409
CPS	268	103	\$212,889	29,345	413	129	\$1,097,090	165,551
TANF (Block Grant)	101	49	\$82,035	9,945	162	70	\$405,826	53,130
Non-TANF (Block Grant)	1,157	290	\$799,295	118,550	1,614	329	\$4,180,915	662,501
Tribal IV-E	4	3	\$3,274	564	7	5	\$15,840	2,943
November Total	1,537	272	\$1,102,064	158,940	2,153	306	\$5,718,144	886,534
Working Caretaker Relative	6	6	\$3,481	308	8	8	\$21,954	2,717
CPS	269	98	\$219,131	29,095	433	132	\$1,316,220	194,645
TANF (Block Grant)	104	50	\$75,448	8,525	173	71	\$481,274	61,655
Non-TANF (Block Grant)	1,134	286	\$781,155	116,355	1,661	336	\$4,962,070	778,856
Tribal IV-E	4	3	\$4,020	508	7	5	\$19,860	3,451
December Total	1,514	270	\$1,083,235	154,791	2,223	311	\$6,801,379	1,041,325
Working Caretaker Relative	4	4	\$2,884	403	8	8	\$24,838	3,120
CPS	229	91	\$155,888	29,825	451	135	\$1,472,108	224,470
TANF (Block Grant)	92	47	\$53,732	10,619	188	76	\$535,007	72,274
Non-TANF (Block Grant)	963	257	\$479,018	114,138	1,733	345	\$5,441,088	892,994
Tribal IV-E	8	4	\$3,851	802	11	6	\$23,711	4,254
January Total	1,293	252	\$695,373	155,787	2,305	320	\$7,496,752	1,197,112
Working Caretaker Relative	5	5	\$2,462	463	8	8	\$27,301	3,583
CPS	232	94	\$144,181	27,449	469	138	\$1,616,290	251,919
TANF (Block Grant)	92	48	\$58,282	11,246	202	82	\$593,289	83,520
Non-TANF (Block Grant)	964	267	\$479,359	112,505	1,777	351	\$5,920,447	1,005,499
Tribal IV-E	8	4	\$5,063	976	11	6	\$28,774	5,230
February Total	1,301	262	\$689,347	152,639	2,359	323	\$8,186,099	1,349,751
Working Caretaker Relative	5	5	\$1,807	345	8	8	\$29,108	3,927
CPS	246	101	\$163,661	33,424	498	143	\$1,779,951	285,343
TANF (Block Grant)	91	43	\$55,336	11,051	215	85	\$648,625	94,571
Non-TANF (Block Grant)	975	259	\$497,752	123,877	1,830	354	\$6,418,199	1,129,376
Tribal IV-E	8	4	\$5,230	1,156	11	6	\$34,003	6,386
March Total	1,324	257	\$723,787	169,853	2,441	324	\$8,909,886	1,519,603
Working Caretaker Relative	4	4	\$2,150	384	8	8	\$31,258	4,311
CPS	232	99	\$144,529	28,675	513	149	\$1,924,480	314,018
TANF (Block Grant)	88	47	\$57,518	11,556	223	87	\$706,143	106,128
Non-TANF (Block Grant)	871	243	\$425,883	102,208	1,869	360	\$6,844,082	1,231,584
Tribal IV-E	7	3	\$4,958	993	11	6	\$38,961	7,379
April Total	1,202	248	\$635,038	143,817	2,490	328	\$9,544,924	1,663,420
Working Caretaker Relative	4	4	\$1,926	369	8	8	\$33,184	4,680
CPS	244	101	\$155,730	32,905	540	154	\$2,080,210	346,923
TANF (Block Grant)	87	43	\$57,771	11,681	230	89	\$763,914	117,809
Non-TANF (Block Grant)	951	260	\$536,128	131,730	1,915	368	\$7,380,210	1,363,314
Tribal IV-E	8	4	\$5,115	1,083	11	6	\$44,076	8,463
May Total	1,292	252	\$756,670	177,768	2,567	333	\$10,301,594	1,841,189
Working Caretaker Relative	3	3	\$1,278	342	8	9	\$34,462	5,022
CPS	226	87	\$149,864	33,830	564	159	\$2,230,074	380,753
TANF (Block Grant)	87	40	\$56,194	12,482	239	90	\$820,109	130,291
Non-TANF (Block Grant)	916	248	\$492,621	133,830	1,964	372	\$7,872,831	1,497,144
Tribal IV-E	7	3	\$4,970	1,023	11	6	\$49,046	9,486
June Total	1,239	237	\$704,928	181,508	2,638	334	\$11,006,522	2,022,697

Footnotes: See definition/descriptions on front page.

Table 12: Family Child Care by Program - SFY 2023

	Monthly Totals				Year to Date Totals			
	Undup Children	Undup Providers	Expenditures	Service Hours	Undup Children	Undup Providers	Expenditures	Service Hours
Working Caretaker Relative	3	3	\$1,836	379	3	3	\$1,836	379
CPS	59	30	\$44,910	7,115	59	30	\$44,910	7,115
TANF (Block Grant)	4	3	\$3,060	474	4	3	\$3,060	474
Non-TANF (Block Grant)	226	88	\$155,865	26,601	226	88	\$155,865	26,601
Tribal IV-E	2	1	\$1,430	283	2	1	\$1,430	283
July Total	294	97	\$207,101	34,851	294	97	\$207,101	34,851
Working Caretaker Relative	4	4	\$1,825	407	4	4	\$3,660	785
CPS	63	29	\$46,214	7,903	73	33	\$91,124	15,017
TANF (Block Grant)	8	5	\$5,366	983	8	5	\$8,426	1,457
Non-TANF (Block Grant)	217	82	\$154,989	29,507	254	94	\$310,853	56,108
Tribal IV-E	2	1	\$1,465	327	2	1	\$2,895	610
August Total	294	94	\$209,858	39,127	340	104	\$416,959	73,978
Working Caretaker Relative	1	1	\$320	24	4	4	\$3,980	809
CPS	46	24	\$35,455	4,956	80	37	\$126,580	19,973
TANF (Block Grant)	9	5	\$5,857	977	10	5	\$14,283	2,435
Non-TANF (Block Grant)	204	74	\$131,953	22,600	284	98	\$442,806	78,708
Tribal IV-E	4	2	\$2,970	374	4	2	\$5,865	984
September Total	262	84	\$176,555	28,931	377	108	\$593,514	102,909
Working Caretaker Relative	3	3	\$1,089	79	4	4	\$5,069	888
CPS	53	28	\$37,756	4,989	89	40	\$164,336	24,962
TANF (Block Grant)	8	4	\$5,746	1,153	10	5	\$20,029	3,588
Non-TANF (Block Grant)	203	74	\$137,118	23,772	304	101	\$579,924	102,480
Tribal IV-E	4	2	\$2,970	409	4	2	\$8,835	1,393
October Total	271	86	\$184,679	30,401	406	112	\$778,193	133,311
Working Caretaker Relative	3	3	\$1,091	65	4	4	\$6,160	953
CPS	43	22	\$29,074	3,869	91	41	\$193,410	28,831
TANF (Block Grant)	11	7	\$8,145	1,174	13	8	\$28,174	4,762
Non-TANF (Block Grant)	187	72	\$120,907	20,002	315	105	\$700,831	122,482
Tribal IV-E	4	2	\$2,970	330	4	2	\$11,805	1,724
November Total	248	83	\$162,187	25,441	421	115	\$940,380	158,751
Working Caretaker Relative	5	5	\$2,497	219	6	6	\$8,656	1,171
CPS	48	22	\$31,626	3,748	100	42	\$225,036	32,580
TANF (Block Grant)	9	5	\$6,516	1,093	13	8	\$34,690	5,855
Non-TANF (Block Grant)	187	74	\$119,422	19,170	324	108	\$820,253	141,652
Tribal IV-E	4	2	\$2,970	335	4	2	\$14,775	2,059
December Total	253	84	\$163,031	24,566	441	119	\$1,103,411	183,317
Working Caretaker Relative	5	5	\$1,681	325	6	6	\$10,338	1,496
CPS	51	27	\$28,769	5,714	112	48	\$253,805	38,294
TANF (Block Grant)	6	4	\$4,216	953	13	8	\$38,906	6,808
Non-TANF (Block Grant)	162	70	\$87,426	21,681	336	113	\$907,679	163,332
Tribal IV-E	2	1	\$1,430	148	4	2	\$16,205	2,207
January Total	226	83	\$123,522	28,820	464	125	\$1,226,934	212,137
Working Caretaker Relative	3	3	\$1,864	377	6	6	\$12,202	1,873
CPS	50	26	\$29,269	5,746	118	50	\$283,075	44,040
TANF (Block Grant)	10	7	\$6,930	1,491	17	10	\$45,836	8,299
Non-TANF (Block Grant)	166	73	\$74,757	18,760	348	117	\$982,436	182,092
Tribal IV-E	2	1	\$1,430	153	4	2	\$17,635	2,360
February Total	231	85	\$114,250	26,526	485	128	\$1,341,184	238,664
Working Caretaker Relative	5	5	\$1,808	359	6	6	\$14,010	2,232
CPS	45	25	\$27,877	5,679	121	51	\$310,952	49,719
TANF (Block Grant)	12	8	\$6,797	1,799	19	10	\$52,633	10,098
Non-TANF (Block Grant)	157	67	\$75,764	21,770	355	118	\$1,058,200	203,862
Tribal IV-E	2	1	\$1,430	155	4	2	\$19,065	2,515
March Total	221	81	\$113,676	29,763	496	129	\$1,454,860	268,426
Working Caretaker Relative	3	3	\$1,460	267	6	6	\$15,470	2,499
CPS	48	28	\$29,044	6,207	126	53	\$339,996	55,926
TANF (Block Grant)	13	8	\$7,612	1,833	22	12	\$60,245	11,931
Non-TANF (Block Grant)	154	70	\$71,556	18,625	362	121	\$1,129,756	222,488
Tribal IV-E	2	1	\$1,430	146	4	2	\$20,495	2,661
April Total	220	82	\$111,102	27,078	510	131	\$1,565,962	295,505
Working Caretaker Relative	6	5	\$1,972	400	9	8	\$17,442	2,899
CPS	58	29	\$37,444	8,062	135	56	\$377,439	63,988
TANF (Block Grant)	12	7	\$8,268	2,013	22	12	\$68,513	13,944
Non-TANF (Block Grant)	148	70	\$69,871	19,285	372	123	\$1,199,627	241,772
Tribal IV-E	2	1	\$1,430	235	4	2	\$21,925	2,896
May Total	226	83	\$118,984	29,995	532	132	\$1,684,946	325,500
Working Caretaker Relative	5	4	\$2,772	862	9	8	\$20,214	3,761
CPS	51	27	\$29,482	6,831	141	58	\$406,921	70,819
TANF (Block Grant)	11	7	\$7,459	1,746	23	13	\$75,972	15,690
Non-TANF (Block Grant)	152	69	\$71,703	20,803	388	125	\$1,271,329	262,575
Tribal IV-E	2	1	\$1,430	341	4	2	\$23,355	3,237
June Total	221	78	\$112,845	30,583	554	134	\$1,797,791	356,082

Footnotes: See definition/descriptions on front page.

Table 13: Family, Friend, Neighbor Child Care by Program - SFY 2023

	Monthly Totals				Year to Date Totals			
	Undup Children	Undup Providers	Expenditures	Service Hours	Undup Children	Undup Providers	Expenditures	Service Hours
Working Caretaker Relative	0	0	\$0	0	0	0	\$0	0
CPS	3	1	\$2,260	756	3	1	\$2,260	756
TANF (Block Grant)	3	1	\$1,903	528	3	1	\$1,903	528
Non-TANF (Block Grant)	38	13	\$22,216	5,835	38	13	\$22,216	5,835
Tribal IV-E	0	0	\$0	0	0	0	\$0	0
July Total	44	15	\$26,379	7,119	44	15	\$26,379	7,119
Working Caretaker Relative	0	0	\$0	0	0	0	\$0	0
CPS	3	1	\$2,347	785	3	1	\$4,608	1,541
TANF (Block Grant)	0	0	\$0	0	3	1	\$1,903	528
Non-TANF (Block Grant)	38	18	\$25,023	5,880	52	22	\$47,239	11,714
Tribal IV-E	0	0	\$0	0	0	0	\$0	0
August Total	41	19	\$27,370	6,664	58	24	\$53,749	13,783
Working Caretaker Relative	2	1	\$833	107	2	1	\$833	107
CPS	3	1	\$2,341	780	3	1	\$6,948	2,321
TANF (Block Grant)	0	0	\$0	0	3	1	\$1,903	528
Non-TANF (Block Grant)	54	23	\$31,759	8,172	66	28	\$78,998	19,887
Tribal IV-E	0	0	\$0	0	0	0	\$0	0
September Total	59	25	\$34,932	9,059	74	31	\$88,682	22,842
Working Caretaker Relative	2	1	\$855	198	2	1	\$1,688	305
CPS	4	2	\$2,573	754	4	2	\$9,522	3,075
TANF (Block Grant)	2	1	\$1,362	357	5	2	\$3,264	885
Non-TANF (Block Grant)	50	24	\$33,934	7,053	71	32	\$112,932	26,940
Tribal IV-E	0	0	\$0	0	0	0	\$0	0
October Total	58	28	\$38,724	8,362	82	37	\$127,406	31,204
Working Caretaker Relative	2	1	\$783	107	2	1	\$2,470	412
CPS	10	5	\$11,570	2,587	10	5	\$21,092	5,662
TANF (Block Grant)	2	1	\$1,317	102	5	2	\$4,581	987
Non-TANF (Block Grant)	54	27	\$32,491	6,758	77	34	\$145,423	33,698
Tribal IV-E	0	0	\$0	0	0	0	\$0	0
November Total	68	34	\$46,160	9,555	94	42	\$173,566	40,759
Working Caretaker Relative	2	1	\$731	126	2	1	\$3,201	538
CPS	8	5	\$6,072	1,491	11	6	\$27,165	7,153
TANF (Block Grant)	0	0	\$0	0	5	2	\$4,581	987
Non-TANF (Block Grant)	46	23	\$24,005	4,897	82	35	\$169,428	38,595
Tribal IV-E	0	0	\$0	0	0	0	\$0	0
December Total	56	28	\$30,808	6,514	100	43	\$204,374	47,273
Working Caretaker Relative	2	1	\$666	103	2	1	\$3,866	640
CPS	11	6	\$6,211	1,540	12	6	\$33,376	8,694
TANF (Block Grant)	2	1	\$524	90	7	3	\$5,105	1,077
Non-TANF (Block Grant)	41	20	\$18,847	5,601	86	36	\$188,274	44,196
Tribal IV-E	0	0	\$0	0	0	0	\$0	0
January Total	56	26	\$26,247	7,334	107	44	\$230,621	54,607
Working Caretaker Relative	0	0	\$0	0	2	1	\$3,866	640
CPS	14	8	\$7,427	1,932	15	8	\$40,803	10,626
TANF (Block Grant)	2	1	\$1,299	163	7	3	\$6,404	1,240
Non-TANF (Block Grant)	50	23	\$20,734	5,839	93	38	\$209,008	50,035
Tribal IV-E	0	0	\$0	0	0	0	\$0	0
February Total	66	30	\$29,460	7,934	117	48	\$260,081	62,541
Working Caretaker Relative	0	0	\$0	0	2	1	\$3,866	640
CPS	12	8	\$7,779	2,030	16	9	\$48,581	12,656
TANF (Block Grant)	2	1	\$1,335	238	7	3	\$7,738	1,478
Non-TANF (Block Grant)	48	23	\$22,906	6,664	94	39	\$231,914	56,699
Tribal IV-E	0	0	\$0	0	0	0	\$0	0
March Total	62	30	\$32,020	8,932	119	50	\$292,100	71,473
Working Caretaker Relative	1	1	\$1,373	376	3	2	\$5,239	1,016
CPS	10	7	\$6,291	1,722	16	9	\$54,872	14,378
TANF (Block Grant)	2	1	\$1,299	234	7	3	\$9,037	1,712
Non-TANF (Block Grant)	47	23	\$18,447	5,683	99	41	\$250,362	62,382
Tribal IV-E	0	0	\$0	0	0	0	\$0	0
April Total	60	30	\$27,410	8,015	125	53	\$319,510	79,488
Working Caretaker Relative	1	1	\$639	160	3	2	\$5,878	1,176
CPS	8	6	\$4,310	1,332	16	9	\$59,183	15,711
TANF (Block Grant)	0	0	\$0	0	7	3	\$9,037	1,712
Non-TANF (Block Grant)	52	26	\$24,536	8,364	105	44	\$274,898	70,746
Tribal IV-E	0	0	\$0	0	0	0	\$0	0
May Total	61	32	\$29,486	9,856	131	56	\$348,996	89,344
Working Caretaker Relative	0	0	\$0	0	3	2	\$5,878	1,176
CPS	8	5	\$5,991	1,758	17	9	\$65,173	17,468
TANF (Block Grant)	2	1	\$1,299	334	9	4	\$10,336	2,046
Non-TANF (Block Grant)	47	21	\$18,992	7,727	110	46	\$293,890	78,473
Tribal IV-E	0	0	\$0	0	0	0	\$0	0
June Total	57	27	\$26,281	9,819	139	59	\$375,277	99,163

Footnotes: See definition/descriptions on front page.

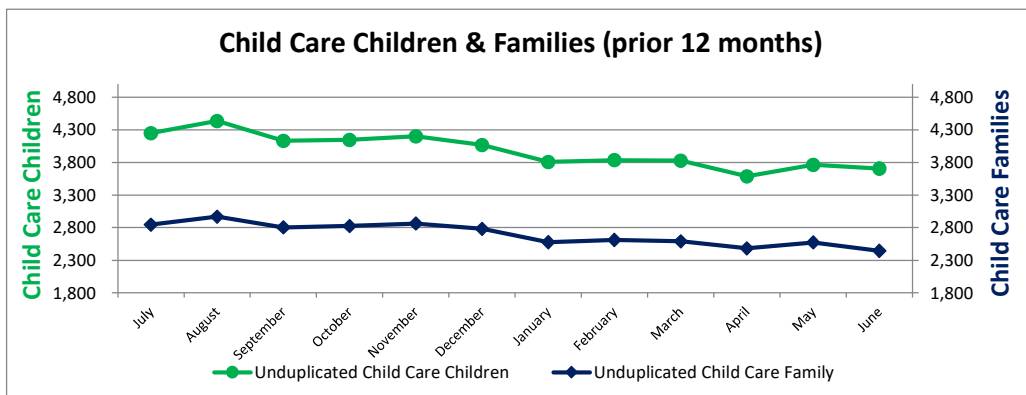
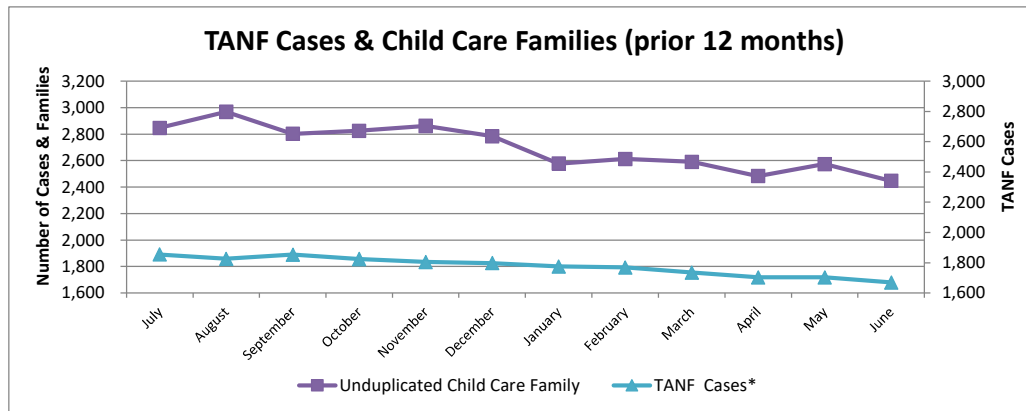
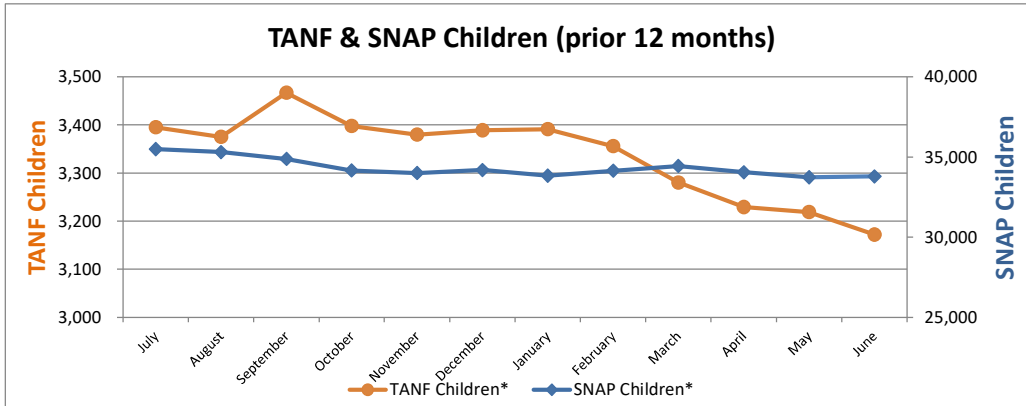
Table 14: Relative Care Exempt Child Care by Program - SFY 2023

	Monthly Totals					Year to Date Totals				
	Undup Children	Undup Providers	Expenditures	Service Hours		Undup Children	Undup Providers	Expenditures	Service Hours	
Working Caretaker Relative	3	2	\$1,702	522		3	2	\$1,702	522	
CPS	10	5	\$5,547	1,790		10	5	\$5,547	1,790	
TANF (Block Grant)	3	1	\$1,640	630		3	1	\$1,640	630	
Non-TANF (Block Grant)	125	62	\$67,341	18,962		125	62	\$67,341	18,962	
Tribal IV-E	0	0	\$0	0		0	0	\$0	0	
July Total	141	70	\$76,231	21,904		141	70	\$76,231	21,904	
Working Caretaker Relative	5	3	\$2,818	860		5	3	\$4,520	1,381	
CPS	10	5	\$7,055	2,321		10	5	\$12,602	4,111	
TANF (Block Grant)	3	1	\$1,715	690		3	1	\$3,355	1,320	
Non-TANF (Block Grant)	130	61	\$72,649	20,716		144	68	\$139,990	39,677	
Tribal IV-E	0	0	\$0	0		0	0	\$0	0	
August Total	148	70	\$84,236	24,586		162	77	\$160,467	46,490	
Working Caretaker Relative	1	1	\$589	194		5	3	\$5,109	1,576	
CPS	13	6	\$8,826	1,980		13	6	\$21,428	6,091	
TANF (Block Grant)	4	2	\$2,316	544		5	2	\$5,671	1,864	
Non-TANF (Block Grant)	120	58	\$65,600	15,808		155	74	\$205,590	55,486	
Tribal IV-E	0	0	\$0	0		0	0	\$0	0	
September Total	138	67	\$77,330	18,527		176	84	\$237,797	65,016	
Working Caretaker Relative	1	1	\$581	170		5	3	\$5,689	1,746	
CPS	13	6	\$7,192	1,994		13	6	\$28,620	8,085	
TANF (Block Grant)	4	2	\$2,379	626		5	2	\$8,050	2,490	
Non-TANF (Block Grant)	119	58	\$63,431	14,548		165	78	\$269,021	70,033	
Tribal IV-E	0	0	\$0	0		0	0	\$0	0	
October Total	137	67	\$73,583	17,338		186	88	\$311,380	82,355	
Working Caretaker Relative	1	1	\$578	155		5	3	\$6,267	1,902	
CPS	9	4	\$4,880	1,262		13	6	\$33,499	9,347	
TANF (Block Grant)	4	2	\$2,388	691		5	2	\$10,438	3,181	
Non-TANF (Block Grant)	113	56	\$56,893	14,148		165	78	\$325,914	84,181	
Tribal IV-E	0	0	\$0	0		0	0	\$0	0	
November Total	127	63	\$64,739	16,257		186	88	\$376,119	98,611	
Working Caretaker Relative	1	1	\$575	119		5	3	\$6,843	2,021	
CPS	12	6	\$7,120	1,988		14	7	\$40,620	11,335	
TANF (Block Grant)	2	1	\$1,244	280		5	2	\$11,682	3,461	
Non-TANF (Block Grant)	111	56	\$53,326	14,655		174	82	\$379,240	98,836	
Tribal IV-E	0	0	\$0	0		0	0	\$0	0	
December Total	126	63	\$62,266	17,041		196	92	\$438,385	115,653	
Working Caretaker Relative	1	1	\$531	215		5	3	\$7,374	2,236	
CPS	10	5	\$5,926	1,629		15	7	\$46,546	12,964	
TANF (Block Grant)	2	1	\$487	113		5	2	\$12,169	3,574	
Non-TANF (Block Grant)	108	50	\$39,229	12,613		178	84	\$418,470	111,449	
Tribal IV-E	0	0	\$0	0		0	0	\$0	0	
January Total	121	56	\$46,174	14,571		201	94	\$484,559	130,224	
Working Caretaker Relative	1	1	\$513	169		5	3	\$7,887	2,405	
CPS	13	7	\$7,790	2,082		16	8	\$54,336	15,046	
TANF (Block Grant)	2	1	\$444	86		5	2	\$12,613	3,660	
Non-TANF (Block Grant)	112	54	\$38,310	12,285		181	85	\$456,780	123,734	
Tribal IV-E	0	0	\$0	0		0	0	\$0	0	
February Total	128	62	\$47,058	14,621		205	96	\$531,616	144,845	
Working Caretaker Relative	1	1	\$513	145		5	3	\$8,400	2,550	
CPS	13	7	\$7,396	1,943		16	8	\$61,732	16,989	
TANF (Block Grant)	0	0	\$0	0		5	2	\$12,613	3,660	
Non-TANF (Block Grant)	103	49	\$41,025	13,455		184	87	\$497,805	137,188	
Tribal IV-E	0	0	\$0	0		0	0	\$0	0	
March Total	117	56	\$48,933	15,542		208	98	\$580,550	160,387	
Working Caretaker Relative	1	1	\$324	112		5	3	\$8,724	2,662	
CPS	13	7	\$7,073	1,783		16	8	\$68,805	18,772	
TANF (Block Grant)	0	0	\$0	0		5	2	\$12,613	3,660	
Non-TANF (Block Grant)	94	49	\$33,568	11,045		189	91	\$531,372	148,233	
Tribal IV-E	0	0	\$0	0		0	0	\$0	0	
April Total	108	55	\$40,965	12,940		210	100	\$621,514	173,327	
Working Caretaker Relative	1	1	\$555	199		5	3	\$9,279	2,862	
CPS	12	7	\$6,769	1,863		16	8	\$75,574	20,635	
TANF (Block Grant)	0	0	\$0	0		5	2	\$12,613	3,660	
Non-TANF (Block Grant)	93	49	\$33,970	11,629		193	93	\$565,342	159,862	
Tribal IV-E	0	0	\$0	0		0	0	\$0	0	
May Total	106	55	\$41,294	13,691		214	102	\$662,809	187,018	
Working Caretaker Relative	1	1	\$513	153		5	3	\$9,792	3,015	
CPS	11	6	\$5,762	1,861		16	8	\$81,336	22,495	
TANF (Block Grant)	0	0	\$0	0		5	2	\$12,613	3,660	
Non-TANF (Block Grant)	98	48	\$34,580	14,041		202	96	\$599,923	173,903	
Tribal IV-E	0	0	\$0	0		0	0	\$0	0	
June Total	110	54	\$40,855	16,055		223	105	\$703,664	203,073	

Footnotes: See definition/descriptions on front page.

Table 15: Child Care/TANF/SNAP Comparison - SFY 2023
(prior 12 months)

Month	Fiscal Year	Unduplicated Child Care Children	Unduplicated Child Care Family	TANF Cases*	TANF Children*	SNAP Children*	SNAP Cases*
July	2022	4,249	2,847	1,855	3,395	35,483	44,908
August	2022	4,437	2,970	1,827	3,375	35,304	44,662
September	2022	4,131	2,803	1,853	3,467	34,877	44,295
October	2022	4,146	2,826	1,825	3,398	34,155	43,822
November	2022	4,202	2,864	1,806	3,380	33,997	43,612
December	2022	4,069	2,785	1,798	3,389	34,187	43,552
January	2023	3,808	2,578	1,776	3,391	33,824	43,385
February	2023	3,836	2,613	1,769	3,356	34,139	43,708
March	2023	3,828	2,592	1,735	3,280	34,442	44,096
April	2023	3,590	2,484	1,703	3,229	34,044	43,759
May	2023	3,762	2,575	1,703	3,219	33,738	43,581
June	2023	3,707	2,447	1,671	3,172	33,792	43,509
Average		3,980	2,699	1,777	3,338	34,332	43,907



TANF: Temporary Assistance for Needy Families
 SNAP: Supplemental Nutrition Assistance Program
 *TANF/Snap breakdown not available.