

State of Montana
Department of Public Health and Human Services
Human and Community Services Division
Early Childhood Services Bureau

Child Care Managerial Reports

State Fiscal Year 2021

June 2021

Table of Contents

Table 1	Family Participation (monthly unduplicated)	Page 1
Table 2	Expenditures Comparisons (monthly)	Page 2
Table 3	Service Hours and Expenditures (monthly)	Page 3
Table 4	Child Participation (monthly unduplicated)	Page 4
Table 5	Child Participation (monthly duplicated)	Page 5
Table 6	Expenditures by Program (monthly)	Page 6
Table 7	Age Distribution of Children by Program Type (for current month)	Page 7
Table 8	Age Distribution of Children by Facility Type (for current month)	Page 8
Table 9	Age Distribution of Children in Child Care (for all months)	Page 9
Table 10	Center Child Care by Program	Page 10
Table 11	Group Child Care by Program	Page 11
Table 12	Family Child Care by Program	Page 12
Table 13	Family, Friend, Neighbor Child Care by Program (Facility Type Effective 10-01-2018)	Page 13
Table 14	Relative Care Exempt Child Care by Program (Facility Type Effective 10-01-2018)	Page 14
Table 15	Child Care / TANF / SNAP Comparison	Page 15

Definitions:

Unduplicated: The number of unique units in the time period referenced. (children or families participating, payments made, or providers) Adding unduplicated monthly numbers will not equal unduplicated yearly amounts or unduplicated monthly amounts as a unit may be included in multiple months or programs.

Duplicated: Each invoice/payment for care of a child in the time period referenced is counted.

Yearly counts: Are for the state fiscal year to date.

Child Care Provider Descriptions:

Relative Care Exempt (RCE): A relative who has passed background checks and who cares for children in one family or up to two unrelated children, who are on the Best Beginnings Child Care Scholarship program

Family Friend Neighbor (FFN): An individual registered by the State of Montana, who cares for children of one family or up to two unrelated children, who are on the Best Beginnings Child Care Scholarship program.

Family Child Care: A facility licensed by the State of Montana to care for up to 6 children, which may include no more than 3 infants at one time.

Group Child Care: A facility licensed by the State of Montana to care for 7 to 12 children, which may include no more than 6 infants at one time.

Child Care Center: A facility licensed by the State of Montana to care for 13 or more children, which may include no more than a specified number of infants as determined by licensing.

Child Care Program Descriptions:

CPS: Child Protective Services. Provides care to children who have been abandoned, neglected or abused. CPS may include TANF and Non-TANF child care participants if the child are working on family reunification.

Non-TANF (CCDF Block Grant): Provides benefits to working and/or attending school families in need of financial help to pay for child care services.

TANF: Temporary Assistance for Needy Families

Tribal: Child care services to tribal/native american children

Title IV-E: Federal entitlement program under the Social Security Act for children who meet specific eligibility requirements.

Working Caretaker Relative: Services provided to children under the care of extended family members such as grandparents.

The data contained in this report is extracted from the CCUBS (Child Care Under the Big Sky) system.

Questions about the information contained in these reports should be directed to:

Table 1: Monthly Unduplicated Child Care Families - SFY 2021

Month	Unduplicated Participation - Families						Unduplicated Payments	
	Working Caretaker Relative	CPS	TANF (Block Grant)	Non-TANF (Block Grant)	Tribal IV-E	Unduplicated Child Care Families	Payments to Providers	Payments to Parents
July	54	722	326	1,260	20	2,380	540	19
August	51	802	297	1,318	15	2,480	572	17
September	44	719	293	1,262	14	2,327	576	20
October	36	626	226	1,079	12	1,977	501	15
November	43	767	249	1,298	18	2,372	581	18
December	46	765	233	1,291	14	2,344	577	14
January	45	788	231	1,374	16	2,452	599	15
February	46	804	212	1,373	18	2,449	606	13
March	46	792	223	1,408	22	2,486	599	12
April	39	801	198	1,403	23	2,462	580	11
May	40	812	191	1,470	23	2,533	583	13
June	41	828	181	1,582	15	2,646	578	16
Year Total Unduplicated	81	1,556	574	2,437	34	4,474	799	29
Average Per Month	44	769	238	1,343	18	2,409	574	15

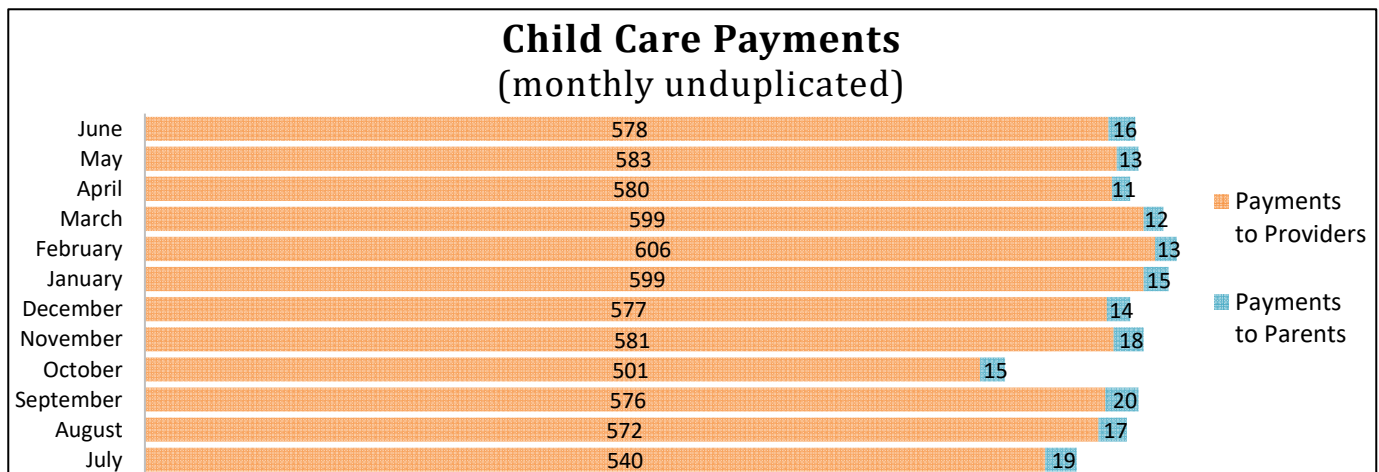
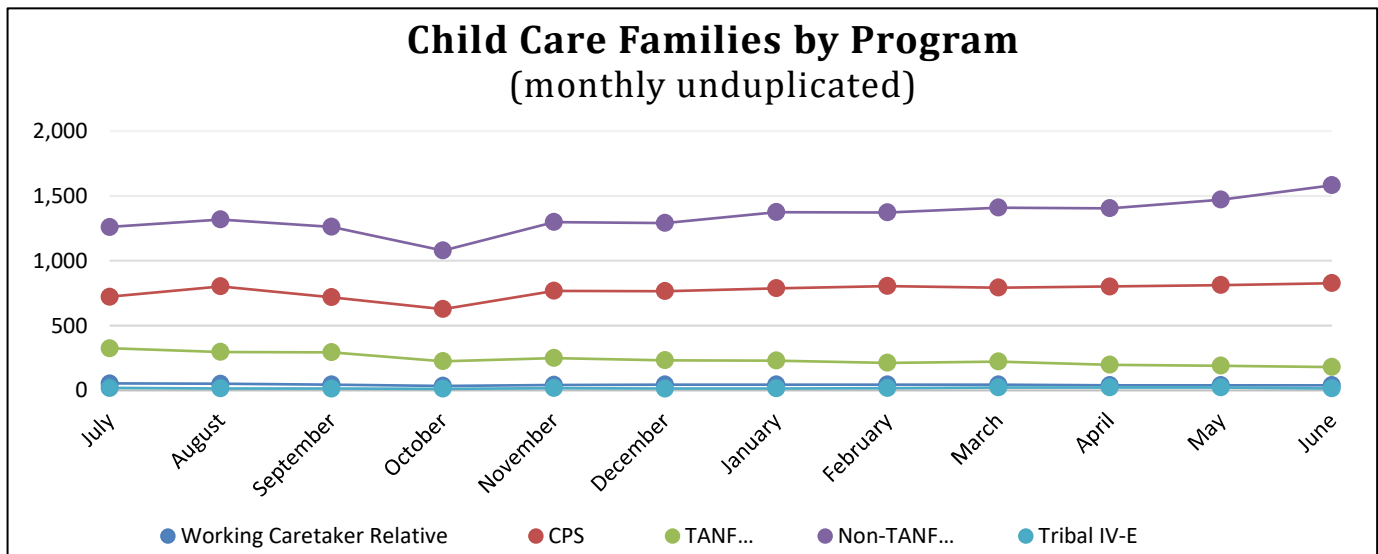


Table 2: Yearly and Monthly Comparison of Child Care Expenditures. SFY 2021

	JUL	AUG	SEPT	OCT	NOV	DEC	JAN	FEB	MAR	APR	MAY	JUN	TOTAL
FY2015	\$ 2,092,878	\$ 1,885,502	\$ 1,627,029	\$ 1,725,005	\$ 1,454,338	\$ 1,496,391	\$ 1,500,649	\$ 1,574,354	\$ 1,755,250	\$ 1,804,411	\$ 1,715,379	\$ 2,044,539	\$ 20,675,724
FY2016	\$ 2,259,013	\$ 2,079,668	\$ 1,733,805	\$ 1,884,715	\$ 1,674,000	\$ 1,767,574	\$ 1,641,877	\$ 1,817,671	\$ 1,960,075	\$ 1,877,928	\$ 1,886,217	\$ 2,096,665	\$ 22,679,209
FY2017	\$ 2,033,548	\$ 2,281,040	\$ 1,754,950	\$ 1,881,987	\$ 1,872,841	\$ 1,804,107	\$ 1,884,878	\$ 1,866,850	\$ 2,110,479	\$ 1,908,182	\$ 2,151,335	\$ 2,301,360	\$ 23,851,558
FY2018	\$ 2,164,218	\$ 2,391,039	\$ 1,860,449	\$ 2,058,875	\$ 1,967,470	\$ 1,874,504	\$ 2,019,177	\$ 1,952,806	\$ 2,073,509	\$ 2,068,480	\$ 2,163,620	\$ 2,261,695	\$ 24,855,842
FY2019	\$ 2,287,251	\$ 2,461,079	\$ 1,781,943	\$ 2,180,281	\$ 1,960,477	\$ 1,846,372	\$ 2,095,262	\$ 1,952,218	\$ 2,063,469	\$ 2,178,021	\$ 2,225,180	\$ 2,198,787	\$ 25,230,338
FY2020	\$ 2,372,818	\$ 2,383,288	\$ 1,890,124	\$ 2,244,991	\$ 1,888,708	\$ 1,897,302	\$ 2,183,114	\$ 1,929,295	\$ 2,356,277	\$ 2,534,494	\$ 2,806,241	\$ 2,164,501	\$ 26,651,153
FY2021	\$ 2,067,844	\$ 2,475,089	\$ 1,879,100	\$ 1,891,222	\$ 1,885,013	\$ 1,913,299	\$ 1,990,604	\$ 2,006,998	\$ 2,116,805	\$ 2,066,844	\$ 2,043,821	\$ 2,858,546	\$ 25,195,185

TOTALS BY QUARTER

1st Quarter End (September)	
FY2015	\$ 5,605,409
FY2016	\$ 6,072,487
FY2017	\$ 6,069,539
FY2018	\$ 6,415,706
FY2019	\$ 6,530,272
FY2020	\$ 6,646,230
FY2021	\$ 6,422,034

2nd Quarter End (December)	
FY2015	\$ 4,675,734
FY2016	\$ 5,326,289
FY2017	\$ 5,558,935
FY2018	\$ 5,900,850
FY2019	\$ 5,987,130
FY2020	\$ 6,031,001
FY2021	\$ 5,689,533

3rd Quarter End (March)	
FY2015	\$ 4,830,252
FY2016	\$ 5,419,623
FY2017	\$ 5,862,208
FY2018	\$ 6,045,492
FY2019	\$ 6,110,949
FY2020	\$ 6,468,686
FY2021	\$ 6,114,407

4th Quarter End (June)		YEAR TOTAL
FY2015	\$ 5,564,329	\$ 20,675,724
FY2016	\$ 5,860,811	\$ 22,679,209
FY2017	\$ 6,360,876	\$ 23,851,558
FY2018	\$ 6,493,794	\$ 24,855,842
FY2019	\$ 6,601,987	\$ 25,230,338
FY2020	\$ 7,505,236	\$ 26,651,153
FY2021	\$ 6,969,211	\$ 25,195,185

Child Care Expenditures

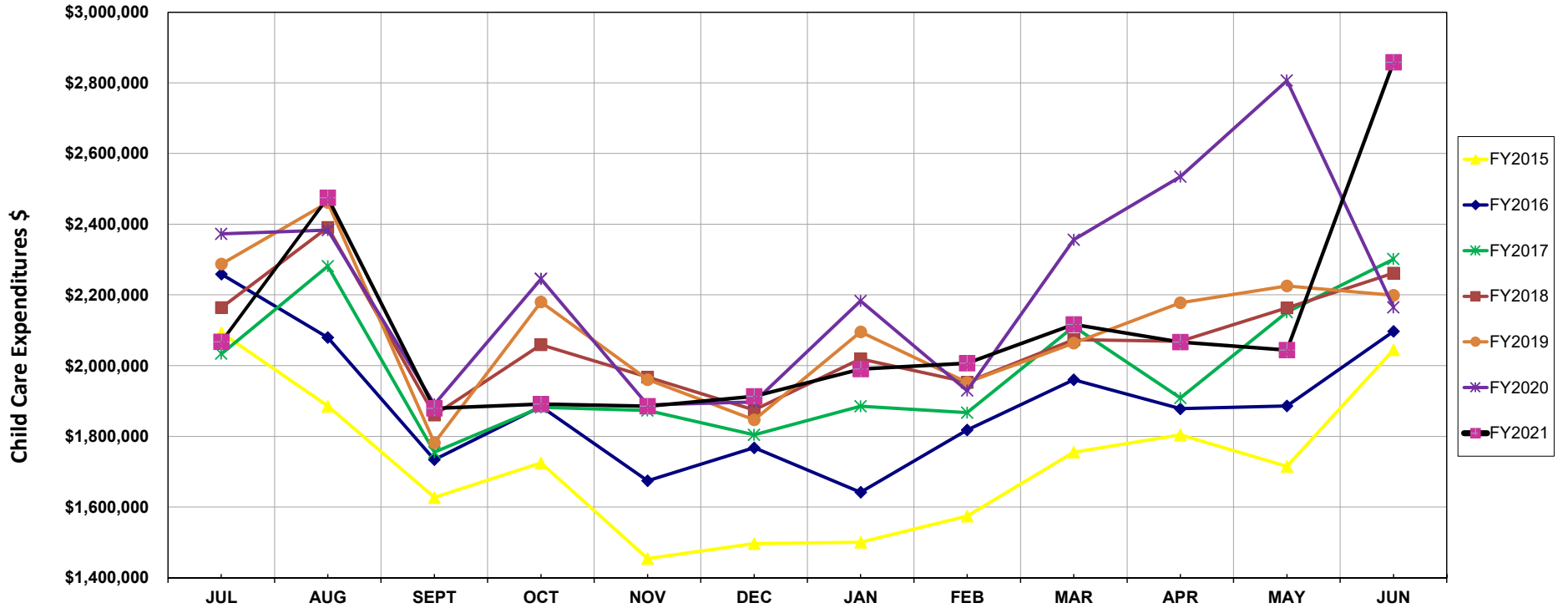


Table 3: Monthly Child Care Service Hours and Expenditures - SFY 2021

Month	Monthly Service Hours						Expenditures	
	Working Caretaker Relative	CPS	TANF (Block Grant)	Non-TANF (Block Grant)	Tribal IV-E	TOTAL Child Care Service Hours	Monthly Expenditures	Average \$ Per Hour
July	13,792	111,714	80,853	327,966	3,929	538,255	\$2,067,844	\$3.84
August	11,599	115,274	66,584	314,390	2,427	510,275	\$2,475,089	\$4.85
September	6,982	95,886	57,970	263,246	2,185	426,269	\$1,879,100	\$4.41
October	7,089	98,788	53,463	265,329	2,158	426,827	\$1,891,222	\$4.43
November	6,588	97,828	45,645	253,481	2,117	405,658	\$1,885,013	\$4.65
December	8,394	100,000	46,266	269,734	2,198	426,592	\$1,913,299	\$4.49
January	7,316	100,151	45,906	285,663	2,497	441,533	\$1,990,604	\$4.51
February	7,286	106,061	41,920	280,178	3,067	438,511	\$2,006,998	\$4.58
March	7,430	113,824	45,568	318,966	3,082	488,871	\$2,116,805	\$4.33
April	6,216	108,958	39,921	314,689	3,356	473,140	\$2,066,844	\$4.37
May	5,990	108,079	35,516	298,345	3,179	451,108	\$2,043,821	\$4.53
June	8,192	119,219	39,723	366,117	2,587	535,839	\$2,858,546	\$5.33
Total	96,873	1,275,784	599,336	3,558,104	32,780	5,562,877	\$25,195,185	\$4.53
Avg Per Month	8,073	106,315	49,945	296,509	2,732	463,573	\$2,099,599	\$4.53
% of Total	1.7%	22.9%	10.8%	64.0%	0.6%	100.0%	Footnote: See definition/descriptions on front page	

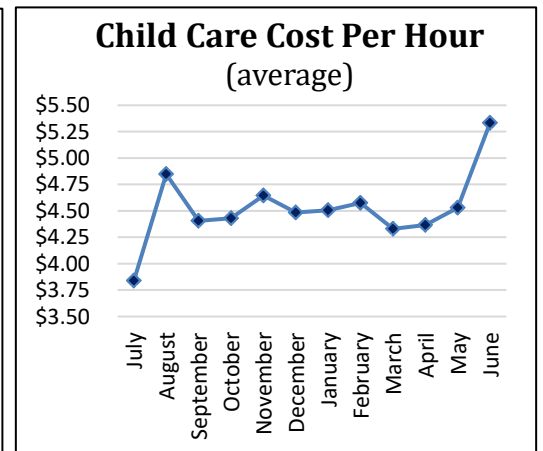
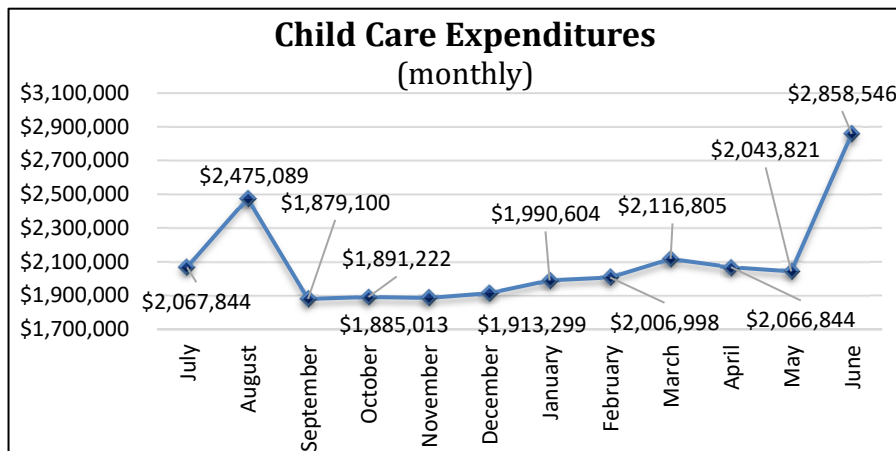
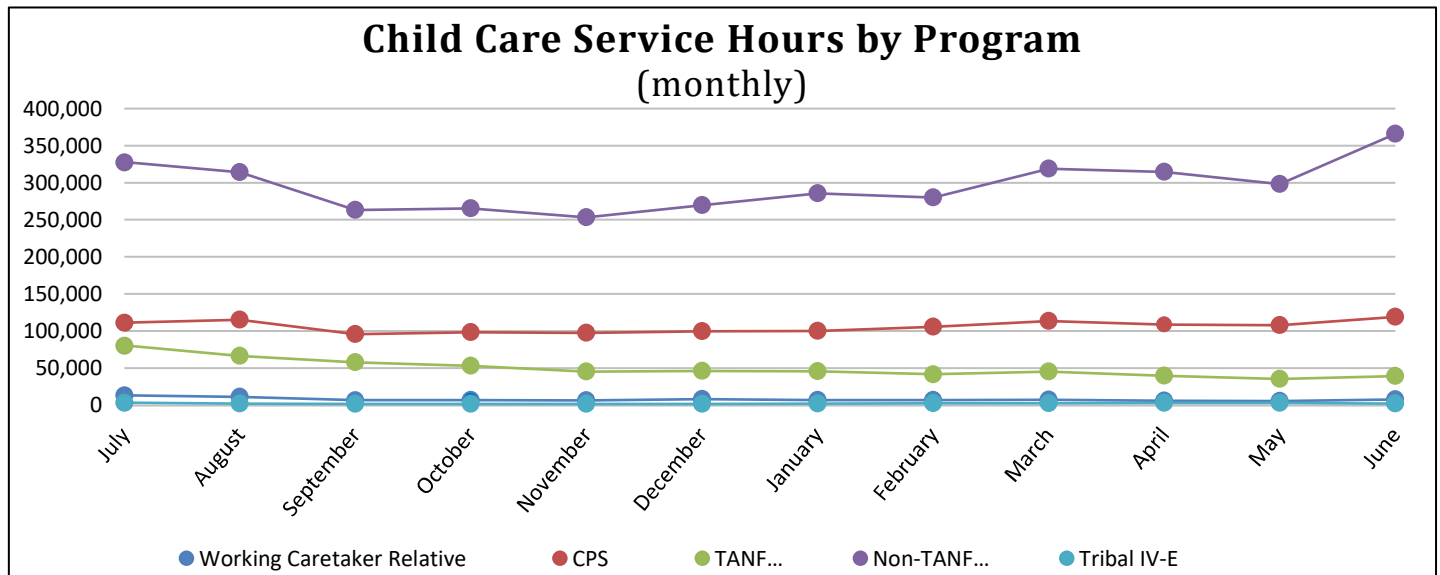


Table 4: Monthly Unduplicated Child Care Children - SFY 2021

Unduplicated Participation - Children						
Month	Working Caretaker Relative	CPS	TANF (Block Grant)	Non-TANF (Block Grant)	Tribal IV-E	Unduplicated Child Care Children
July	86	733	547	2,128	20	3,511
August	79	818	515	2,238	15	3,663
September	71	733	465	2,081	14	3,350
October	57	635	364	1,725	12	2,791
November	63	781	415	2,126	18	3,395
December	75	779	379	2,141	14	3,383
January	69	802	377	2,247	16	3,502
February	71	821	348	2,268	18	3,519
March	69	807	357	2,324	22	3,570
April	53	815	329	2,310	23	3,524
May	60	830	307	2,419	23	3,636
June	63	849	307	2,650	15	3,883
Year Total Unduplicated	126	1,554	951	4,120	34	6,233
Avg Per Month	68	784	393	2,221	18	3,477

Footnote: See definition/descriptions on front page.

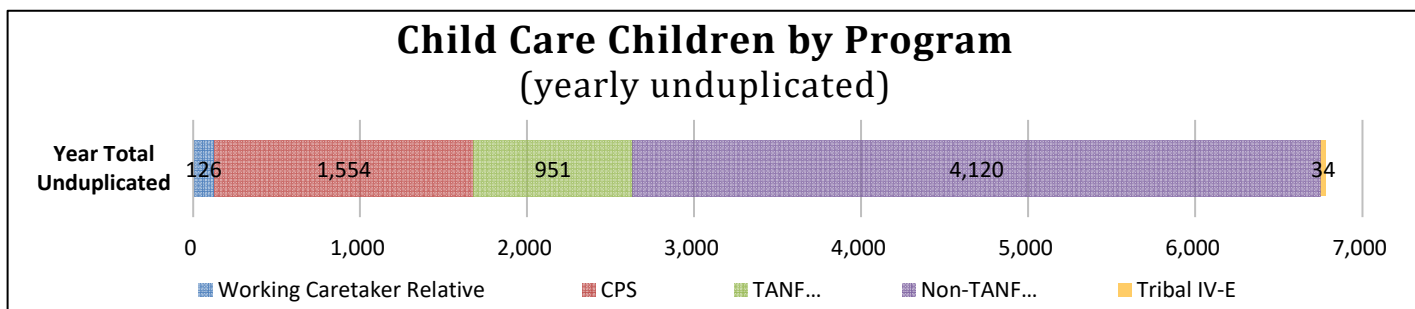
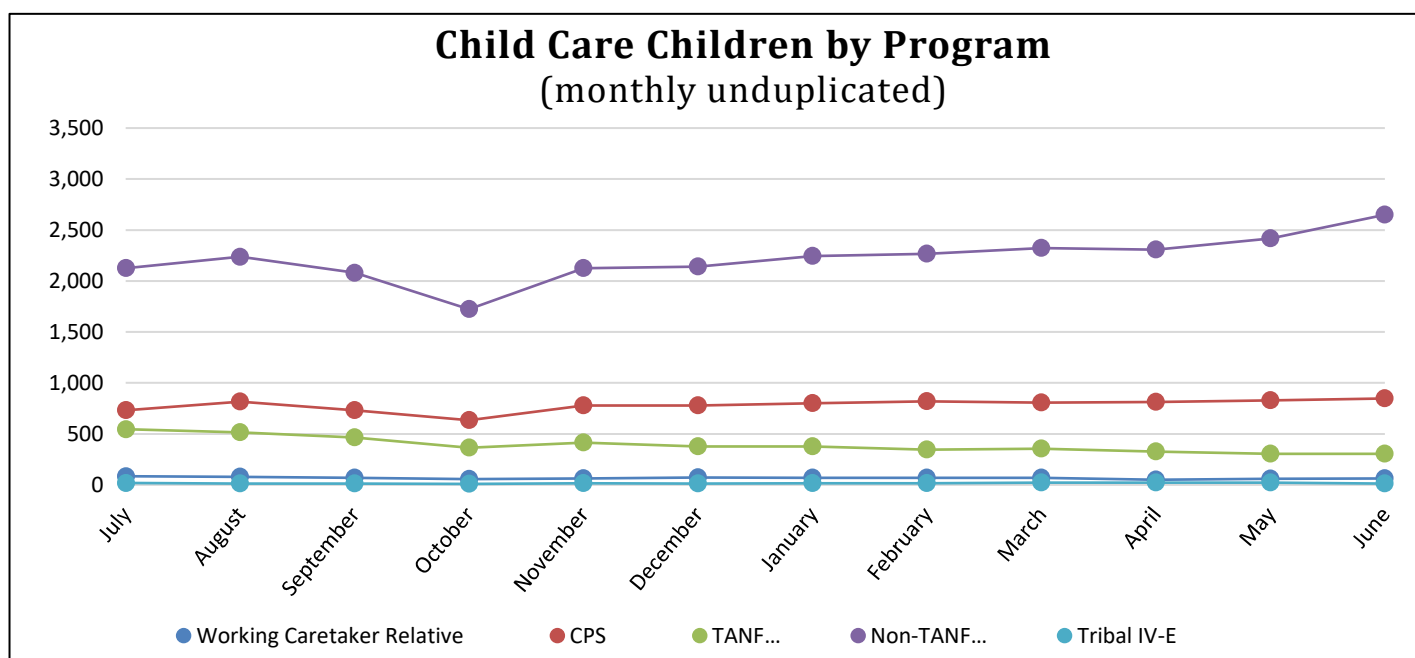


Table 5: Monthly Duplicated Child Care Children - SFY 2021

Duplicated Participation - Children						
Month	Working Caretaker Relative	CPS	TANF (Block Grant)	Non-TANF (Block Grant)	Tribal IV-E	Duplicated Child Care Children
July	96	800	580	2,316	31	3,823
August	89	939	568	2,537	16	4,149
September	76	813	510	2,345	14	3,758
October	60	691	401	1,884	12	3,048
November	72	908	470	2,428	21	3,899
December	95	884	430	2,437	14	3,860
January	77	885	429	2,489	16	3,896
February	85	935	399	2,508	20	3,947
March	73	870	386	2,535	22	3,886
April	58	916	354	2,547	23	3,898
May	69	924	335	2,695	24	4,047
June	68	908	333	2,893	15	4,217
Year Total Duplicated	918	10,473	5,195	29,614	228	46,428
Avg Per Month	77	873	433	2,468	19	3,869

Footnote: See definition/descriptions on front page.

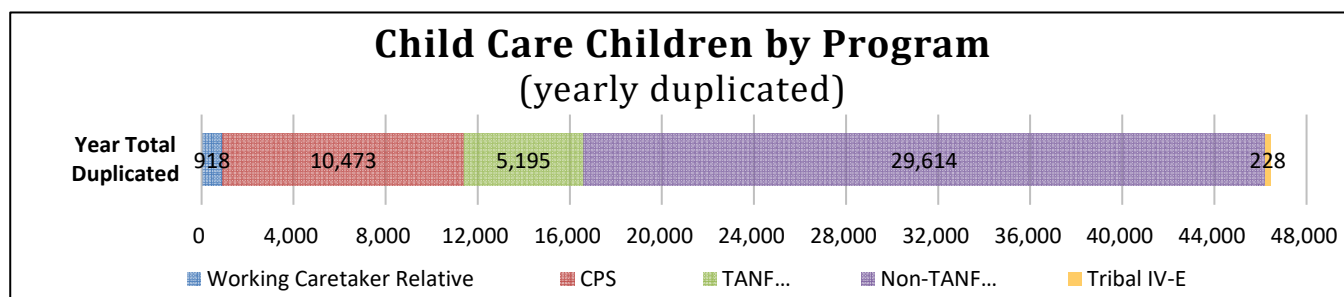
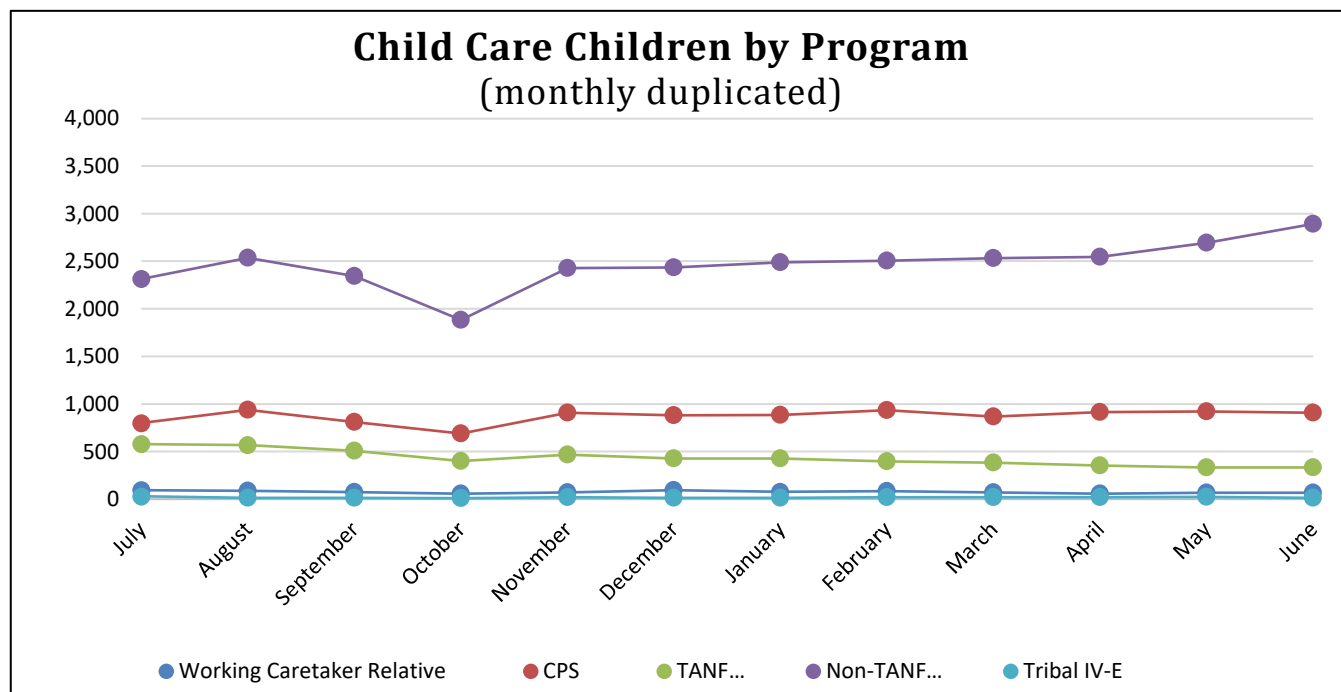


Table 6: Monthly Child Care Expenditures by Program - SFY 2021

Month	Expenditures						Date of Payment 3 Month Total
	Working Caretaker Relative	CPS	TANF (Block Grant)	Non-TANF (Block Grant)	Tribal IV-E	Total Expended	
July	\$48,243	\$481,455	\$352,986	\$1,170,106	\$15,055	\$2,067,844	
August	\$54,409	\$618,722	\$380,321	\$1,410,976	\$10,662	\$2,475,089	
September	\$36,315	\$466,724	\$282,087	\$1,084,631	\$9,344	\$1,879,100	\$6,422,034
October	\$37,555	\$478,863	\$269,494	\$1,094,727	\$10,583	\$1,891,222	
November	\$34,588	\$497,930	\$243,465	\$1,096,687	\$12,344	\$1,885,013	
December	\$44,349	\$485,936	\$243,207	\$1,130,522	\$9,284	\$1,913,299	\$5,689,533
January	\$38,835	\$503,861	\$236,222	\$1,201,014	\$10,672	\$1,990,604	
February	\$38,806	\$531,094	\$224,349	\$1,199,305	\$13,444	\$2,006,998	
March	\$38,936	\$537,077	\$230,186	\$1,297,222	\$13,383	\$2,116,805	\$6,114,407
April	\$31,561	\$524,051	\$205,356	\$1,290,989	\$14,886	\$2,066,844	
May	\$33,024	\$527,716	\$181,375	\$1,286,179	\$15,527	\$2,043,821	
June	\$47,693	\$649,206	\$234,567	\$1,915,506	\$11,574	\$2,858,546	\$6,969,211
Total Expended	\$484,315	\$6,302,633	\$3,083,615	\$15,177,865	\$146,758	\$25,195,185	\$25,195,185
Average	\$40,360	\$525,219	\$256,968	\$1,264,822	\$12,230	\$2,099,599	\$6,298,796
% of Total	1.9%	25.0%	12.2%	60.2%	0.6%	100.0%	

Footnote: See definition/descriptions on front page.

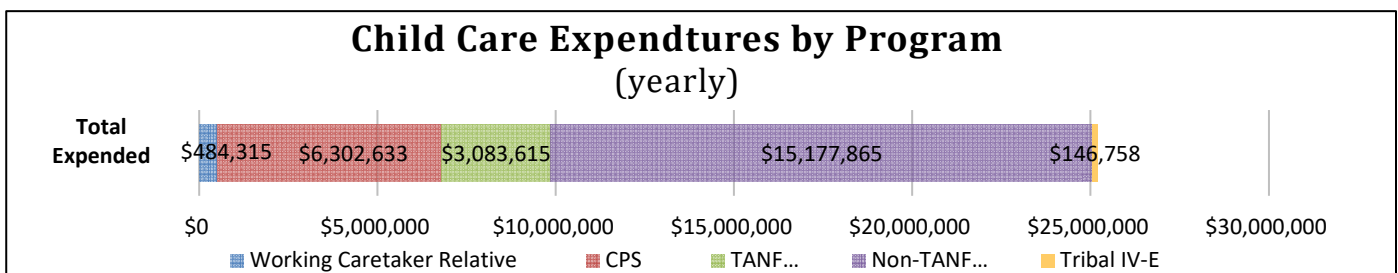
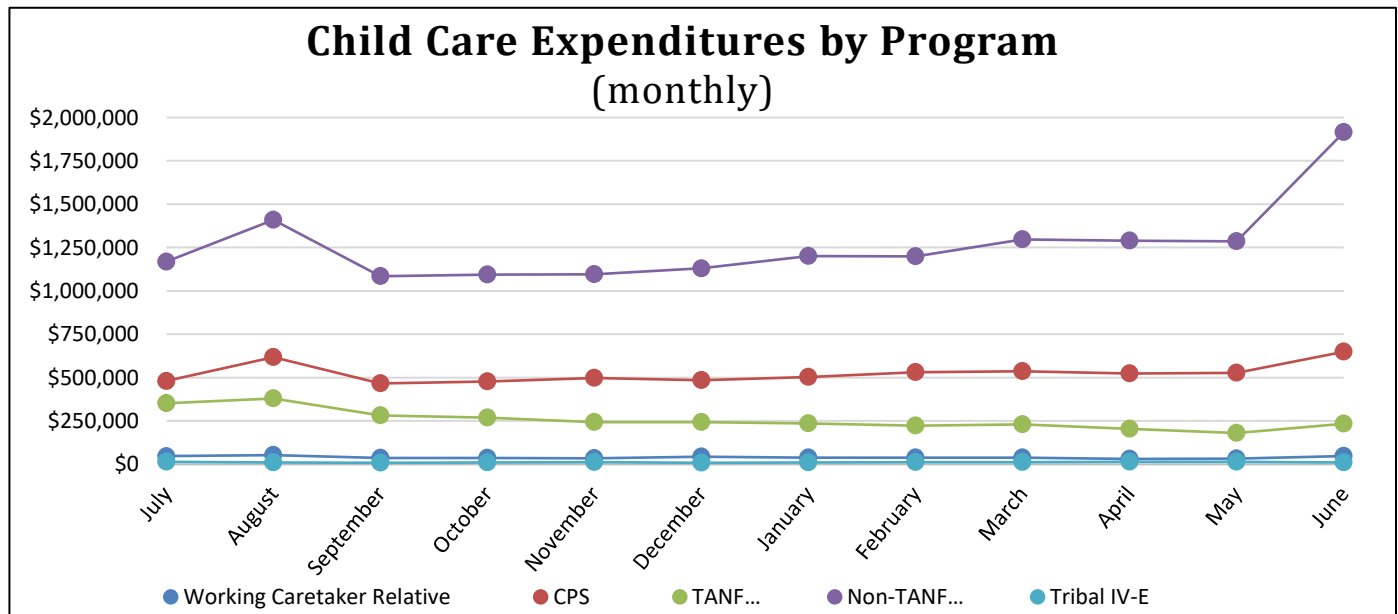


Table 7: Ages of Children in Care by Program Type - SFY 2021

June 2021	Unduplicated Children by Age by Program Type					Unduplicated Children
Age of Children	Working Caretaker Relative	CPS	TANF (Block Grant)	Non-TANF (Block Grant)	Tribal IV-E	Age Distribution of Children receiving Child Care (See Graph on Page 4)
Age 0	1	72	16	75	-	164
Age 1	-	123	48	216	2	389
Age 2	2	134	56	321	4	517
Age 3	7	117	40	384	2	550
Age 4	12	113	46	411	1	583
Age 5	14	101	26	391	1	533
Age 6	5	58	26	237	2	328
Age 7	6	48	20	197	2	272
Age 8	7	35	14	132	-	188
Age 9	3	20	6	115	1	145
Age 10	4	16	4	85	-	109
Age 11	1	9	3	43	-	56
Age 12	1	2	2	30	-	35
Age 13	-	1	-	12	-	13
Age 14	-	-	-	1	-	1
Age 15	-	-	-	-	-	-
Age 16	-	-	-	-	-	-
Age 17	-	-	-	-	-	-
Age 18	-	-	-	-	-	-
Total	63	849	307	2,650	15	3,883
% of Total	1.6%	21.9%	7.9%	68.2%	0.4%	

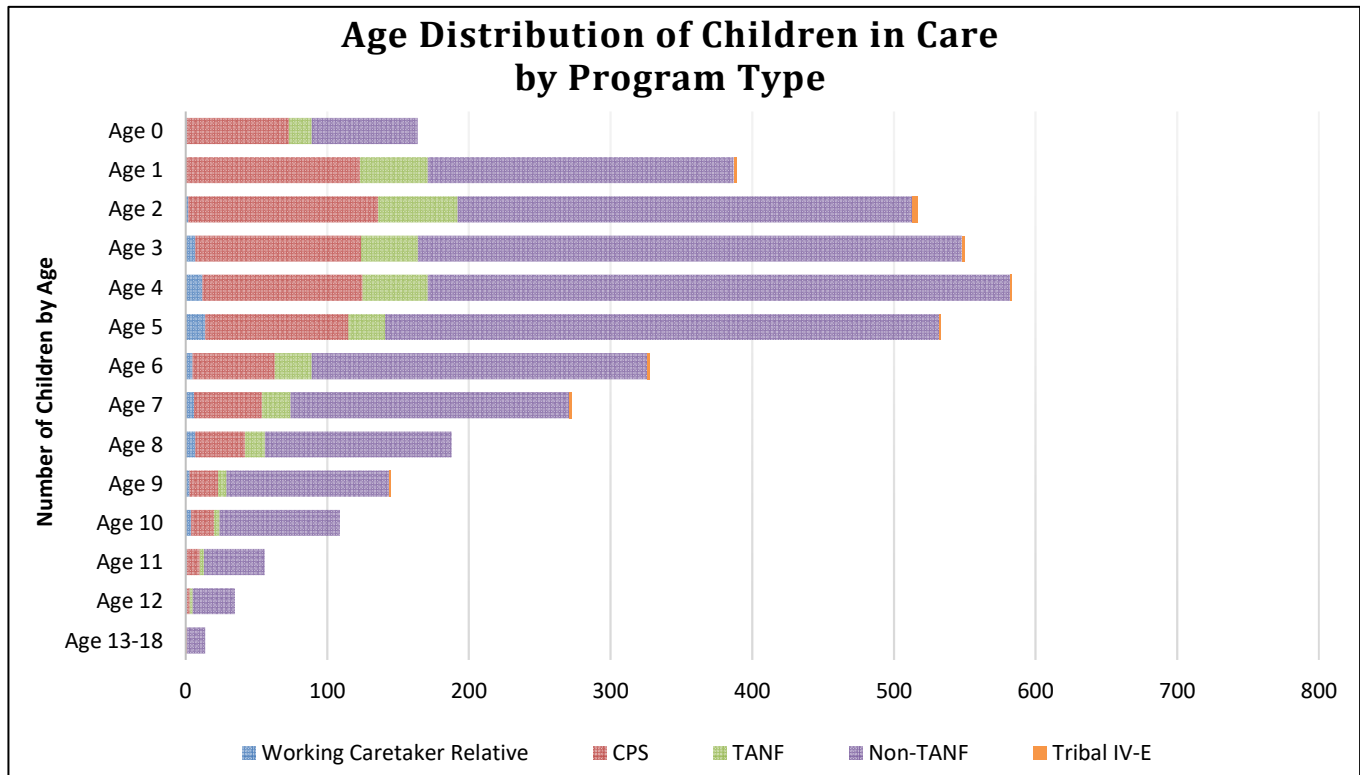


Table 8: Ages of Children in Care by Facility Type - SFY 2021

June 2021	Unduplicated Children by Age by Facility Type					Unduplicated Children
Age of Children	Relative Care Exempt	Family Friend Neighbor	Family	Group	Center	Age Distribution of Children receiving Child Care
Age 0	1	2	12	62	88	164
Age 1	10	1	30	180	173	389
Age 2	16	8	32	196	274	517
Age 3	12	1	28	209	305	550
Age 4	15	5	32	219	326	583
Age 5	15	4	35	202	288	533
Age 6	14	5	20	130	166	328
Age 7	19	2	14	112	133	272
Age 8	11	5	10	57	109	188
Age 9	13	3	5	43	82	145
Age 10	11	3	10	39	51	109
Age 11	9	-	-	20	27	56
Age 12	7	2	-	15	11	35
Age 13	4	1	1	6	1	13
Age 14	-	-	-	1	-	1
Age 15	-	-	-	-	-	-
Age 16	-	-	-	-	-	-
Age 17	-	-	-	-	-	-
Age 18	-	-	-	-	-	-
Total	157	42	229	1,491	2,034	3,883
% of Total	4.0%	1.1%	5.9%	38.4%	52.4%	

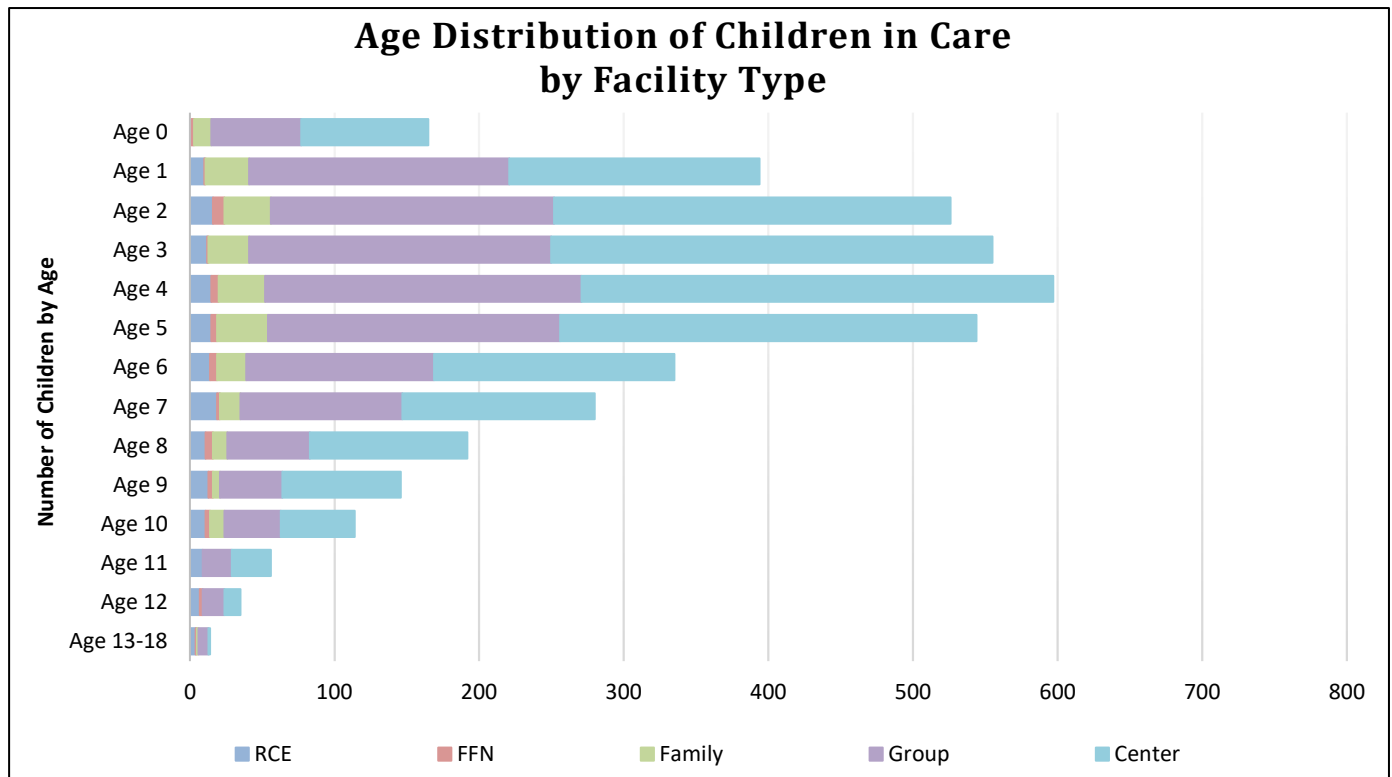


Table 9: Ages of Children in Care per Month - SFY 2021

Age Distribution of Children Receiving Child Care Per Month													
Age of Children	July 2020	Aug 2020	Sept 2020	Oct 2020	Nov 2020	Dec 2020	Jan 2021	Feb 2021	Mar 2021	Apr 2021	May 2021	June 2021	Average
Age 0	133	155	165	142	166	157	139	135	152	151	131	164	149
Age 1	367	380	385	330	369	350	382	358	356	356	369	389	366
Age 2	465	501	486	432	496	484	513	522	522	502	518	517	497
Age 3	531	549	539	434	544	543	561	577	571	538	554	550	541
Age 4	543	562	536	445	516	530	558	557	539	571	577	583	543
Age 5	450	454	369	314	396	398	425	430	470	462	511	533	434
Age 6	312	318	264	208	266	263	266	270	271	275	290	328	278
Age 7	228	260	206	164	222	225	223	234	239	230	233	272	228
Age 8	151	147	122	112	142	149	148	152	155	159	168	188	149
Age 9	127	134	112	82	116	120	126	128	126	125	123	145	122
Age 10	86	86	72	51	66	70	72	70	78	79	84	109	77
Age 11	68	66	56	38	54	52	57	49	53	37	39	56	52
Age 12	34	38	26	24	28	29	23	25	26	27	29	35	29
Age 13	15	12	11	13	13	13	9	11	11	11	9	13	12
Age 14	1	1	1	2	1	-	-	1	1	1	1	1	1
Age 15	-	-	-	-	-	-	-	-	-	-	-	-	-
Age 16	-	-	-	-	-	-	-	-	-	-	-	-	-
Age 17	-	-	-	-	-	-	-	-	-	-	-	-	-
Age 18	-	-	-	-	-	-	-	-	-	-	-	-	-
Total	3,511	3,663	3,350	2,791	3,395	3,383	3,502	3,519	3,570	3,524	3,636	3,883	3,477

Age Distribution of Children in Child Care (average yearly)

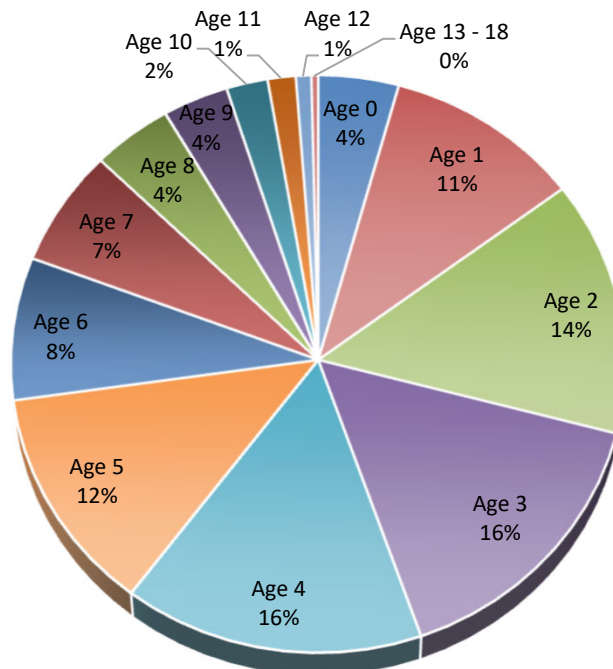


Table 10: Center Child Care by Program - SFY 2021

	Monthly Totals				Year to Date Totals			
	Undup Children	Undup Providers	Expenditures	Service Hours	Undup Children	Undup Providers	Expenditures	Service Hours
Working Caretaker Relative	47	26	\$27,206	7,156	47	26	\$27,206	7,156
CPS	382	89	\$278,844	57,417	382	89	\$278,844	57,417
TANF (Block Grant)	290	70	\$194,193	39,518	290	70	\$194,193	39,518
Non-TANF (Block Grant)	1,049	130	\$631,574	152,949	1,049	130	\$631,574	152,949
Tribal IV-E	7	5	\$6,599	1,592	7	5	\$6,599	1,592
July Total	1,772	141	\$1,138,416	258,631	1,772	141	\$1,138,416	258,631
Working Caretaker Relative	51	28	\$37,606	7,622	60	32	\$64,813	14,778
CPS	450	108	\$367,584	61,734	509	112	\$646,427	119,151
TANF (Block Grant)	276	66	\$222,217	33,709	353	79	\$416,410	73,227
Non-TANF (Block Grant)	1,145	150	\$770,361	150,544	1,325	156	\$1,401,935	303,493
Tribal IV-E	6	4	\$5,045	1,006	7	5	\$11,643	2,598
August Total	1,927	166	\$1,402,812	254,616	2,216	172	\$2,541,229	513,247
Working Caretaker Relative	46	23	\$25,836	4,518	67	35	\$90,648	19,296
CPS	374	110	\$256,182	47,295	568	132	\$902,610	166,446
TANF (Block Grant)	250	69	\$158,607	28,163	397	87	\$575,018	101,390
Non-TANF (Block Grant)	1,054	149	\$597,527	126,403	1,508	175	\$1,999,462	429,897
Tribal IV-E	6	4	\$4,691	966	7	5	\$16,334	3,564
September Total	1,726	172	\$1,042,843	207,345	2,483	196	\$3,584,071	720,592
Working Caretaker Relative	42	21	\$30,509	4,966	69	37	\$121,157	24,261
CPS	307	86	\$264,692	48,822	604	143	\$1,167,302	215,268
TANF (Block Grant)	173	57	\$140,056	22,403	417	92	\$715,073	123,792
Non-TANF (Block Grant)	774	113	\$592,680	124,627	1,585	182	\$2,592,141	554,523
Tribal IV-E	4	2	\$3,182	634	7	5	\$19,516	4,198
October Total	1,300	131	\$1,031,118	201,451	2,595	207	\$4,615,190	922,043
Working Caretaker Relative	49	26	\$29,956	5,152	70	37	\$151,112	29,413
CPS	409	116	\$281,041	50,005	645	150	\$1,448,343	265,273
TANF (Block Grant)	224	66	\$129,575	20,513	445	97	\$844,648	144,305
Non-TANF (Block Grant)	1,079	153	\$605,326	122,090	1,685	186	\$3,197,467	676,613
Tribal IV-E	4	2	\$2,903	617	7	5	\$22,419	4,816
November Total	1,764	181	\$1,048,800	198,376	2,745	214	\$5,663,990	1,120,420
Working Caretaker Relative	54	26	\$33,556	5,694	77	38	\$184,669	35,107
CPS	408	110	\$272,113	49,890	677	152	\$1,720,456	315,163
TANF (Block Grant)	211	63	\$145,876	23,909	466	98	\$990,524	168,214
Non-TANF (Block Grant)	1,099	148	\$621,193	126,730	1,743	189	\$3,818,660	803,343
Tribal IV-E	4	2	\$2,917	709	7	5	\$25,336	5,525
December Total	1,776	171	\$1,075,656	206,932	2,848	216	\$6,739,646	1,327,351
Working Caretaker Relative	48	25	\$30,846	5,256	77	38	\$215,515	40,363
CPS	422	116	\$288,797	51,516	724	159	\$2,009,254	366,679
TANF (Block Grant)	214	65	\$141,820	24,068	477	100	\$1,132,344	192,281
Non-TANF (Block Grant)	1,178	156	\$666,850	138,774	1,822	193	\$4,485,510	942,117
Tribal IV-E	3	2	\$2,591	579	7	5	\$27,928	6,104
January Total	1,864	181	\$1,130,904	220,193	2,966	220	\$7,870,550	1,547,545
Working Caretaker Relative	51	26	\$29,757	4,943	78	40	\$245,272	45,306
CPS	459	119	\$318,958	57,914	767	162	\$2,328,212	424,593
TANF (Block Grant)	203	67	\$134,407	22,242	492	100	\$1,266,751	214,524
Non-TANF (Block Grant)	1,198	159	\$673,484	140,682	1,902	195	\$5,158,993	1,082,800
Tribal IV-E	3	1	\$2,633	549	7	5	\$30,561	6,653
February Total	1,911	187	\$1,159,239	226,330	3,079	223	\$9,029,789	1,773,875
Working Caretaker Relative	48	24	\$28,888	5,155	78	40	\$274,160	50,461
CPS	433	115	\$305,593	58,358	811	165	\$2,633,805	482,951
TANF (Block Grant)	207	70	\$139,424	24,990	518	103	\$1,406,175	239,514
Non-TANF (Block Grant)	1,207	161	\$713,006	157,923	1,963	196	\$5,871,999	1,240,722
Tribal IV-E	8	4	\$4,796	1,020	11	8	\$35,357	7,673
March Total	1,894	184	\$1,191,707	247,446	3,188	225	\$10,221,496	2,021,321
Working Caretaker Relative	34	20	\$22,807	4,093	80	42	\$296,968	54,554
CPS	440	114	\$312,551	57,683	845	168	\$2,946,356	540,634
TANF (Block Grant)	192	67	\$127,095	21,784	534	107	\$1,533,270	261,298
Non-TANF (Block Grant)	1,181	151	\$701,937	153,653	2,029	197	\$6,573,936	1,394,375
Tribal IV-E	7	3	\$5,606	1,055	11	8	\$40,963	8,727
April Total	1,847	182	\$1,169,996	238,268	3,284	229	\$11,391,492	2,259,589
Working Caretaker Relative	41	22	\$25,517	4,096	80	42	\$322,484	58,650
CPS	440	113	\$299,468	54,504	884	169	\$3,245,824	595,139
TANF (Block Grant)	168	67	\$105,733	18,515	543	111	\$1,639,003	279,813
Non-TANF (Block Grant)	1,278	165	\$714,836	147,268	2,088	201	\$7,288,772	1,541,643
Tribal IV-E	10	4	\$7,493	1,391	13	8	\$48,456	10,118
May Total	1,936	187	\$1,153,047	225,774	3,362	232	\$12,544,538	2,485,363
Working Caretaker Relative	42	22	\$34,646	5,805	84	44	\$357,130	64,455
CPS	458	116	\$379,930	62,101	942	176	\$3,625,754	657,239
TANF (Block Grant)	165	59	\$133,193	20,030	552	113	\$1,772,195	299,843
Non-TANF (Block Grant)	1,362	152	\$1,062,025	174,952	2,238	204	\$8,350,797	1,716,595
Tribal IV-E	7	3	\$6,021	1,015	13	8	\$54,477	11,133
June Total	2,034	173	\$1,615,816	263,902	3,554	236	\$14,160,354	2,749,265

Footnotes: See definition/descriptions on front page.

Table 11: Group Child Care by Program - SFY 2021

	Monthly Totals				Year to Date Totals			
	Undup Children	Undup Providers	Expenditures	Service Hours	Undup Children	Undup Providers	Expenditures	Service Hours
Working Caretaker Relative	28	15	\$15,917	4,875	28	15	\$15,917	4,875
CPS	294	117	\$173,118	44,514	294	117	\$173,118	44,514
TANF (Block Grant)	222	95	\$139,665	34,315	222	95	\$139,665	34,315
Non-TANF (Block Grant)	833	203	\$428,993	131,671	833	203	\$428,993	131,671
Tribal IV-E	12	6	\$7,283	1,969	12	6	\$7,283	1,969
July Total	1,389	256	\$764,975	217,344	1,389	256	\$764,975	217,344
Working Caretaker Relative	18	13	\$11,094	2,927	30	17	\$27,011	7,802
CPS	320	125	\$215,572	42,345	353	134	\$388,690	86,860
TANF (Block Grant)	203	84	\$132,036	25,487	255	106	\$271,701	59,802
Non-TANF (Block Grant)	859	203	\$502,675	119,911	1,015	223	\$931,668	251,582
Tribal IV-E	7	4	\$4,341	1,106	12	6	\$11,624	3,075
August Total	1,406	255	\$865,719	191,777	1,406	276	\$865,719	191,777
Working Caretaker Relative	16	12	\$8,386	1,704	32	19	\$35,396	9,506
CPS	302	117	\$175,863	38,865	401	145	\$564,553	125,725
TANF (Block Grant)	187	87	\$107,064	24,253	283	114	\$378,765	84,055
Non-TANF (Block Grant)	771	205	\$370,021	98,335	1,141	239	\$1,301,689	349,917
Tribal IV-E	6	4	\$3,685	983	13	7	\$15,309	4,058
September Total	1,275	256	\$665,019	164,140	1,275	293	\$665,019	164,140
Working Caretaker Relative	10	9	\$5,123	1,371	34	21	\$40,519	10,877
CPS	280	109	\$185,494	42,117	423	150	\$750,048	167,841
TANF (Block Grant)	167	76	\$112,763	25,921	290	116	\$491,528	109,976
Non-TANF (Block Grant)	716	186	\$380,266	99,953	1,217	248	\$1,681,955	449,869
Tribal IV-E	6	4	\$6,432	1,284	13	7	\$21,741	5,342
October Total	1,178	240	\$690,077	170,645	1,178	302	\$690,077	170,645
Working Caretaker Relative	9	9	\$3,300	842	35	22	\$43,819	11,720
CPS	309	117	\$186,222	39,361	451	157	\$936,269	207,202
TANF (Block Grant)	169	75	\$99,441	21,056	304	119	\$590,969	131,032
Non-TANF (Block Grant)	789	202	\$378,719	92,506	1,283	257	\$2,060,674	542,375
Tribal IV-E	12	8	\$8,165	1,268	16	9	\$29,906	6,610
November Total	1,281	253	\$675,847	155,033	1,281	307	\$675,847	155,033
Working Caretaker Relative	14	10	\$8,879	1,933	35	22	\$52,698	13,652
CPS	309	121	\$177,863	39,964	476	166	\$1,114,132	247,167
TANF (Block Grant)	151	71	\$88,747	19,583	312	122	\$679,716	150,615
Non-TANF (Block Grant)	798	207	\$390,998	102,142	1,357	267	\$2,451,673	644,517
Tribal IV-E	8	5	\$5,091	1,191	16	9	\$34,997	7,801
December Total	1,276	254	\$671,578	164,813	1,276	316	\$671,578	164,813
Working Caretaker Relative	14	12	\$6,610	1,446	38	24	\$59,308	15,098
CPS	320	124	\$181,923	39,816	507	170	\$1,296,056	286,983
TANF (Block Grant)	143	68	\$84,659	18,887	322	125	\$764,375	169,502
Non-TANF (Block Grant)	805	211	\$407,142	103,597	1,402	275	\$2,858,815	748,114
Tribal IV-E	9	5	\$6,205	1,443	16	9	\$41,202	9,244
January Total	1,287	262	\$686,540	165,189	1,287	321	\$686,540	165,189
Working Caretaker Relative	13	11	\$7,581	1,693	39	26	\$66,889	16,791
CPS	312	121	\$181,179	39,684	525	176	\$1,477,234	326,667
TANF (Block Grant)	125	67	\$80,007	17,203	326	128	\$844,381	186,705
Non-TANF (Block Grant)	811	214	\$407,914	101,283	1,447	278	\$3,266,728	849,397
Tribal IV-E	11	7	\$8,215	1,925	17	10	\$49,417	11,170
February Total	1,270	262	\$684,895	161,788	1,270	324	\$684,895	161,788
Working Caretaker Relative	14	12	\$8,155	1,514	40	27	\$75,044	18,305
CPS	320	123	\$199,014	46,008	554	183	\$1,676,248	372,674
TANF (Block Grant)	132	64	\$80,935	18,075	347	130	\$925,316	204,780
Non-TANF (Block Grant)	865	212	\$461,911	119,502	1,513	284	\$3,728,639	968,899
Tribal IV-E	9	6	\$5,155	1,189	17	10	\$54,572	12,358
March Total	1,340	258	\$755,170	186,287	1,340	329	\$755,170	186,287
Working Caretaker Relative	14	11	\$7,252	1,469	42	28	\$82,296	19,774
CPS	325	119	\$180,915	42,706	589	188	\$1,857,164	415,380
TANF (Block Grant)	119	58	\$69,313	15,670	359	136	\$994,629	220,450
Non-TANF (Block Grant)	876	215	\$466,403	121,329	1,550	293	\$4,195,042	1,090,228
Tribal IV-E	13	6	\$7,388	1,818	21	11	\$61,961	14,177
April Total	1,347	255	\$731,272	182,992	1,347	337	\$731,272	182,992
Working Caretaker Relative	14	12	\$6,459	1,415	42	29	\$88,754	21,189
CPS	336	126	\$193,222	43,783	627	192	\$2,050,386	459,163
TANF (Block Grant)	117	58	\$65,665	14,282	369	139	\$1,060,294	234,732
Non-TANF (Block Grant)	897	213	\$457,235	113,673	1,599	294	\$4,652,277	1,203,901
Tribal IV-E	10	4	\$6,142	1,353	21	11	\$68,103	15,530
May Total	1,372	254	\$728,721	174,506	1,372	338	\$728,721	174,506
Working Caretaker Relative	17	11	\$10,335	1,756	46	30	\$99,089	22,945
CPS	330	119	\$225,937	46,649	661	197	\$2,276,323	505,812
TANF (Block Grant)	121	59	\$83,732	16,197	380	143	\$1,144,026	250,929
Non-TANF (Block Grant)	1,019	229	\$674,800	142,475	1,731	305	\$5,327,076	1,346,376
Tribal IV-E	5	2	\$3,549	958	21	11	\$71,652	16,487
June Total	1,491	257	\$998,353	208,035	1,491	348	\$998,353	208,035

Footnotes: See definition/descriptions on front page.

Table 12: Family Child Care by Program - SFY 2021

	Monthly Totals				Year to Date Totals			
	Undup Children	Undup Providers	Expenditures	Service Hours	Undup Children	Undup Providers	Expenditures	Service Hours
Working Caretaker Relative	7	6	\$3,988	1,239	7	6	\$3,988	1,239
CPS	45	22	\$22,744	7,137	45	22	\$22,744	7,137
TANF (Block Grant)	15	12	\$8,245	2,384	15	12	\$8,245	2,384
Non-TANF (Block Grant)	125	52	\$58,039	17,944	125	52	\$58,039	17,944
Tribal IV-E	2	1	\$1,173	368	2	1	\$1,173	368
July Total	194	74	\$94,188	29,072	194	74	\$94,188	29,072
Working Caretaker Relative	7	6	\$3,915	717	8	7	\$7,903	1,956
CPS	46	25	\$28,130	8,755	59	28	\$50,873	15,892
TANF (Block Grant)	18	9	\$11,486	2,046	23	13	\$19,732	4,431
Non-TANF (Block Grant)	135	58	\$71,139	18,465	158	63	\$129,178	36,408
Tribal IV-E	2	1	\$1,276	315	2	1	\$2,449	683
August Total	208	82	\$115,946	30,298	242	87	\$115,946	30,298
Working Caretaker Relative	5	5	\$1,138	317	9	8	\$9,041	2,273
CPS	52	27	\$27,662	7,649	67	31	\$78,535	23,541
TANF (Block Grant)	11	8	\$5,162	1,254	24	13	\$24,893	5,685
Non-TANF (Block Grant)	152	58	\$63,373	17,586	194	71	\$192,551	53,995
Tribal IV-E	2	1	\$968	236	2	1	\$3,417	919
September Total	221	82	\$98,303	27,043	286	93	\$98,303	27,043
Working Caretaker Relative	3	3	\$1,130	343	9	8	\$10,171	2,617
CPS	44	24	\$22,898	6,013	70	32	\$101,433	29,554
TANF (Block Grant)	9	6	\$5,325	1,057	26	15	\$30,219	6,742
Non-TANF (Block Grant)	121	51	\$63,317	18,616	212	75	\$255,868	72,611
Tribal IV-E	2	1	\$968	240	2	1	\$4,385	1,158
October Total	179	70	\$93,639	26,269	307	98	\$93,639	26,269
Working Caretaker Relative	3	3	\$591	177	9	8	\$10,762	2,794
CPS	54	28	\$24,293	6,634	74	35	\$125,726	36,188
TANF (Block Grant)	9	6	\$5,290	1,048	26	15	\$35,509	7,790
Non-TANF (Block Grant)	128	54	\$55,416	16,491	223	80	\$311,284	89,102
Tribal IV-E	2	1	\$1,276	231	2	1	\$5,661	1,389
November Total	196	76	\$86,866	24,581	322	102	\$86,866	24,581
Working Caretaker Relative	5	4	\$1,000	346	9	8	\$11,762	3,140
CPS	53	27	\$28,939	7,905	76	36	\$154,665	44,093
TANF (Block Grant)	5	4	\$2,213	522	26	15	\$37,723	8,312
Non-TANF (Block Grant)	130	59	\$58,307	16,691	235	86	\$369,591	105,793
Tribal IV-E	2	1	\$1,276	297	2	1	\$6,937	1,687
December Total	195	78	\$91,735	25,761	336	107	\$91,735	25,761
Working Caretaker Relative	6	5	\$640	209	9	8	\$12,402	3,349
CPS	61	32	\$27,343	7,039	88	41	\$182,008	51,131
TANF (Block Grant)	7	5	\$3,874	1,084	29	16	\$41,597	9,396
Non-TANF (Block Grant)	125	55	\$56,580	15,491	251	88	\$426,171	121,284
Tribal IV-E	4	2	\$1,876	475	4	2	\$8,813	2,161
January Total	203	77	\$90,313	24,297	366	111	\$90,313	24,297
Working Caretaker Relative	5	4	\$570	190	9	8	\$12,972	3,539
CPS	57	30	\$26,309	7,070	93	44	\$208,318	58,202
TANF (Block Grant)	6	6	\$2,484	644	32	19	\$44,081	10,039
Non-TANF (Block Grant)	133	56	\$58,578	16,499	268	93	\$484,749	137,783
Tribal IV-E	4	2	\$2,596	593	4	2	\$11,409	2,754
February Total	202	77	\$90,537	24,996	384	116	\$90,537	24,996
Working Caretaker Relative	6	5	\$932	294	9	8	\$13,904	3,833
CPS	53	28	\$26,212	7,329	98	44	\$234,530	65,531
TANF (Block Grant)	13	10	\$6,628	1,446	36	22	\$50,709	11,485
Non-TANF (Block Grant)	131	54	\$60,337	18,189	276	94	\$545,086	155,972
Tribal IV-E	5	3	\$3,432	873	5	3	\$14,841	3,627
March Total	208	78	\$97,542	28,130	395	117	\$97,542	28,130
Working Caretaker Relative	4	4	\$574	184	9	8	\$14,478	4,017
CPS	52	28	\$26,023	7,064	102	44	\$260,553	72,595
TANF (Block Grant)	10	6	\$5,569	1,193	37	22	\$56,278	12,677
Non-TANF (Block Grant)	127	49	\$60,509	16,858	282	94	\$605,595	172,830
Tribal IV-E	3	2	\$1,892	483	5	3	\$16,733	4,110
April Total	196	71	\$94,567	25,781	404	117	\$94,567	25,781
Working Caretaker Relative	4	3	\$585	184	9	8	\$15,063	4,201
CPS	52	26	\$27,658	6,974	105	45	\$288,211	79,569
TANF (Block Grant)	15	9	\$7,653	1,835	42	25	\$63,932	14,513
Non-TANF (Block Grant)	130	51	\$57,545	16,730	290	96	\$663,140	189,560
Tribal IV-E	3	2	\$1,892	435	5	3	\$18,625	4,545
May Total	204	75	\$95,333	26,159	419	121	\$95,333	26,159
Working Caretaker Relative	5	4	\$2,182	480	9	8	\$17,245	4,681
CPS	59	30	\$36,763	8,043	118	49	\$324,974	87,612
TANF (Block Grant)	15	7	\$13,406	2,337	46	26	\$77,337	16,850
Non-TANF (Block Grant)	147	57	\$86,262	19,998	313	105	\$749,402	209,558
Tribal IV-E	3	2	\$2,004	615	5	3	\$20,629	5,160
June Total	229	76	\$140,616	31,473	459	127	\$140,616	31,473

Footnotes: See definition/descriptions on front page.

Table 13: Family, Friend, Neighbor Child Care by Program - SFY 2021

	Monthly Totals				Year to Date Totals			
	Undup Children	Undup Providers	Expenditures	Service Hours	Undup Children	Undup Providers	Expenditures	Service Hours
Working Caretaker Relative	0	0	\$0	0	0	0	\$0	0
CPS	3	3	\$750	272	3	3	\$750	272
TANF (Block Grant)	0	0	\$0	0	0	0	\$0	0
Non-TANF (Block Grant)	23	12	\$9,916	3,877	23	12	\$9,916	3,877
Tribal IV-E	0	0	\$0	0	0	0	\$0	0
July Total	26	15	\$10,666	4,148	26	15	\$10,666	4,148
Working Caretaker Relative	0	0	\$0	0	0	0	\$0	0
CPS	2	2	\$1,097	304	3	3	\$1,846	576
TANF (Block Grant)	1	1	\$587	115	1	1	\$587	115
Non-TANF (Block Grant)	25	13	\$12,767	3,882	26	14	\$22,683	7,758
Tribal IV-E	0	0	\$0	0	0	0	\$0	0
August Total	28	15	\$14,450	4,301	30	17	\$25,116	8,449
Working Caretaker Relative	0	0	\$0	0	0	0	\$0	0
CPS	4	3	\$2,132	555	5	4	\$3,978	1,130
TANF (Block Grant)	2	2	\$631	206	2	2	\$1,218	321
Non-TANF (Block Grant)	28	14	\$11,222	3,536	34	17	\$33,905	11,294
Tribal IV-E	0	0	\$0	0	0	0	\$0	0
September Total	34	18	\$13,984	4,296	41	22	\$39,100	12,745
Working Caretaker Relative	0	0	\$0	0	0	0	\$0	0
CPS	3	2	\$1,608	484	5	4	\$5,586	1,614
TANF (Block Grant)	1	1	\$599	194	2	2	\$1,817	515
Non-TANF (Block Grant)	33	15	\$16,675	5,641	36	18	\$50,580	16,935
Tribal IV-E	0	0	\$0	0	0	0	\$0	0
October Total	37	17	\$18,883	6,319	42	22	\$57,983	19,064
Working Caretaker Relative	0	0	\$0	0	0	0	\$0	0
CPS	4	3	\$2,631	635	5	4	\$8,217	2,250
TANF (Block Grant)	1	1	\$605	186	2	2	\$2,422	700
Non-TANF (Block Grant)	36	17	\$13,962	4,737	40	20	\$64,542	21,672
Tribal IV-E	0	0	\$0	0	0	0	\$0	0
November Total	41	20	\$17,197	5,558	46	24	\$75,180	24,622
Working Caretaker Relative	0	0	\$0	0	0	0	\$0	0
CPS	4	3	\$1,954	558	5	4	\$10,170	2,808
TANF (Block Grant)	0	0	\$0	0	2	2	\$2,422	700
Non-TANF (Block Grant)	33	15	\$15,837	5,078	43	21	\$80,379	26,750
Tribal IV-E	0	0	\$0	0	0	0	\$0	0
December Total	37	18	\$17,791	5,636	49	25	\$92,971	30,258
Working Caretaker Relative	0	0	\$0	0	0	0	\$0	0
CPS	2	2	\$842	260	5	4	\$11,013	3,068
TANF (Block Grant)	1	1	\$546	195	3	3	\$2,968	895
Non-TANF (Block Grant)	33	16	\$14,749	4,826	46	23	\$95,127	31,576
Tribal IV-E	0	0	\$0	0	0	0	\$0	0
January Total	36	19	\$16,137	5,282	53	28	\$109,108	35,539
Working Caretaker Relative	0	0	\$0	0	0	0	\$0	0
CPS	2	2	\$791	241	5	4	\$11,804	3,308
TANF (Block Grant)	1	1	\$490	104	3	3	\$3,458	999
Non-TANF (Block Grant)	34	16	\$15,275	4,653	46	23	\$110,402	36,230
Tribal IV-E	0	0	\$0	0	0	0	\$0	0
February Total	37	19	\$16,556	4,998	53	28	\$125,664	40,537
Working Caretaker Relative	0	0	\$0	0	0	0	\$0	0
CPS	2	2	\$700	215	5	4	\$12,504	3,523
TANF (Block Grant)	1	1	\$121	52	3	3	\$3,579	1,051
Non-TANF (Block Grant)	29	13	\$14,512	4,656	46	23	\$124,914	40,886
Tribal IV-E	0	0	\$0	0	0	0	\$0	0
March Total	32	16	\$15,333	4,923	53	28	\$140,997	45,460
Working Caretaker Relative	0	0	\$0	0	0	0	\$0	0
CPS	1	1	\$524	151	5	4	\$13,028	3,674
TANF (Block Grant)	0	0	\$0	0	3	3	\$3,579	1,051
Non-TANF (Block Grant)	36	16	\$19,128	6,605	51	24	\$144,043	47,491
Tribal IV-E	0	0	\$0	0	0	0	\$0	0
April Total	37	17	\$19,652	6,756	58	29	\$160,649	52,216
Working Caretaker Relative	0	0	\$0	0	0	0	\$0	0
CPS	3	2	\$2,340	805	7	5	\$15,368	4,479
TANF (Block Grant)	0	0	\$0	0	3	3	\$3,579	1,051
Non-TANF (Block Grant)	34	15	\$14,981	5,003	51	24	\$159,023	52,494
Tribal IV-E	0	0	\$0	0	0	0	\$0	0
May Total	37	17	\$17,321	5,808	60	30	\$177,970	58,024
Working Caretaker Relative	0	0	\$0	0	0	0	\$0	0
CPS	3	2	\$2,124	657	7	5	\$17,492	5,136
TANF (Block Grant)	0	0	\$0	0	3	3	\$3,579	1,051
Non-TANF (Block Grant)	39	15	\$21,941	6,384	59	26	\$180,964	58,877
Tribal IV-E	0	0	\$0	0	0	0	\$0	0
June Total	42	17	\$24,065	7,041	68	32	\$202,035	65,065

Footnotes: See definition/descriptions on front page.

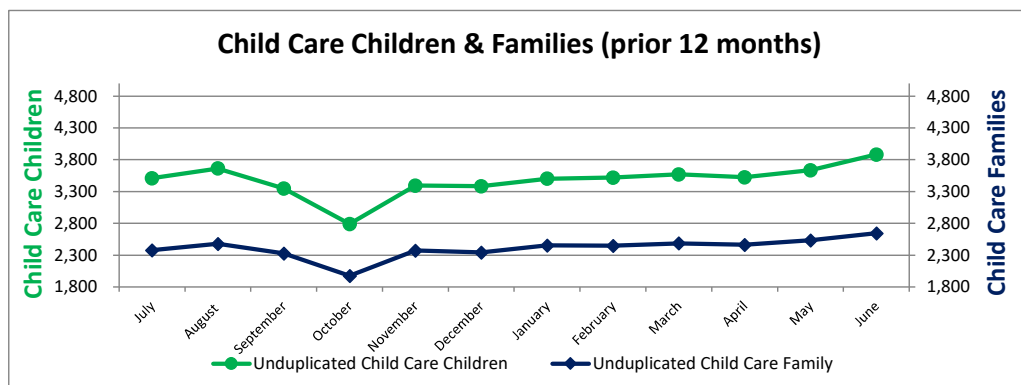
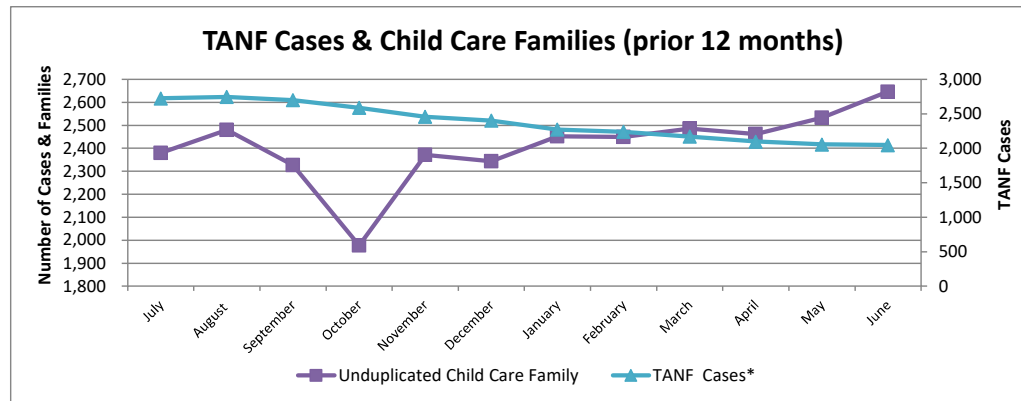
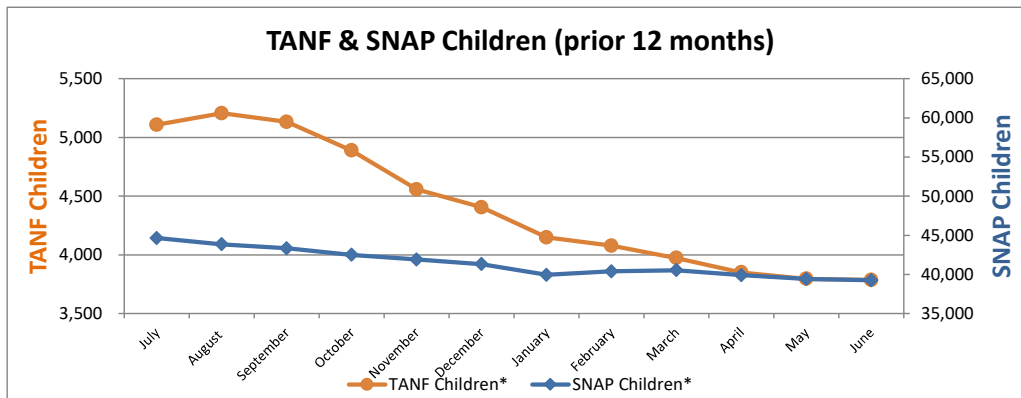
Table 14: Relative Care Exempt Child Care by Program - SFY 2021

	Monthly Totals				Year to Date Totals			
	Undup Children	Undup Providers	Expenditures	Service Hours	Undup Children	Undup Providers	Expenditures	Service Hours
Working Caretaker Relative	4	3	\$1,133	523	4	3	\$1,133	523
CPS	16	8	\$6,000	2,375	16	8	\$6,000	2,375
TANF (Block Grant)	25	11	\$10,882	4,636	25	11	\$10,882	4,636
Non-TANF (Block Grant)	117	52	\$41,584	21,526	117	52	\$41,584	21,526
Tribal IV-E	0	0	\$0	0	0	0	\$0	0
July Total	162	73	\$59,599	29,059	162	73	\$59,599	29,059
Working Caretaker Relative	4	3	\$1,793	333	4	3	\$2,926	855
CPS	15	8	\$6,340	2,136	16	8	\$12,340	4,511
TANF (Block Grant)	25	11	\$13,994	5,226	27	13	\$24,877	9,863
Non-TANF (Block Grant)	121	51	\$54,034	21,589	137	59	\$95,619	43,115
Tribal IV-E	0	0	\$0	0	0	0	\$0	0
August Total	165	72	\$76,162	29,284	184	82	\$135,761	58,344
Working Caretaker Relative	4	3	\$956	443	4	3	\$3,882	1,298
CPS	13	6	\$4,885	1,522	17	8	\$17,224	6,033
TANF (Block Grant)	23	9	\$10,623	4,094	34	15	\$35,499	13,957
Non-TANF (Block Grant)	115	53	\$42,488	17,385	150	67	\$138,107	60,500
Tribal IV-E	0	0	\$0	0	0	0	\$0	0
September Total	155	70	\$58,951	23,444	201	90	\$194,712	81,788
Working Caretaker Relative	2	2	\$794	409	4	3	\$4,675	1,707
CPS	9	5	\$4,170	1,352	17	8	\$21,395	7,384
TANF (Block Grant)	20	8	\$10,751	3,889	36	16	\$46,250	17,845
Non-TANF (Block Grant)	99	45	\$41,789	16,493	155	68	\$179,896	76,993
Tribal IV-E	0	0	\$0	0	0	0	\$0	0
October Total	130	59	\$57,504	22,142	208	92	\$252,216	103,930
Working Caretaker Relative	2	2	\$741	416	4	3	\$5,417	2,123
CPS	8	4	\$3,743	1,193	17	8	\$25,138	8,578
TANF (Block Grant)	18	8	\$8,554	2,844	39	18	\$54,804	20,689
Non-TANF (Block Grant)	121	55	\$43,264	17,657	167	73	\$223,160	94,650
Tribal IV-E	0	0	\$0	0	0	0	\$0	0
November Total	149	69	\$56,302	22,110	220	98	\$308,518	126,040
Working Caretaker Relative	2	2	\$914	421	4	3	\$6,330	2,544
CPS	11	6	\$5,066	1,683	19	9	\$30,204	10,261
TANF (Block Grant)	16	9	\$6,370	2,253	40	19	\$61,175	22,941
Non-TANF (Block Grant)	119	54	\$44,188	19,093	170	74	\$267,348	113,743
Tribal IV-E	0	0	\$0	0	0	0	\$0	0
December Total	148	70	\$56,539	23,450	226	101	\$365,057	149,490
Working Caretaker Relative	2	2	\$739	406	4	3	\$7,069	2,950
CPS	10	5	\$4,955	1,521	19	9	\$35,159	11,782
TANF (Block Grant)	14	8	\$5,323	1,672	40	19	\$66,497	24,613
Non-TANF (Block Grant)	139	62	\$55,694	22,974	187	81	\$323,041	136,717
Tribal IV-E	0	0	\$0	0	0	0	\$0	0
January Total	163	76	\$66,710	26,573	239	106	\$431,767	176,062
Working Caretaker Relative	2	2	\$898	460	4	3	\$7,967	3,409
CPS	11	6	\$3,856	1,152	19	9	\$39,015	12,933
TANF (Block Grant)	15	8	\$6,961	1,728	43	20	\$73,458	26,341
Non-TANF (Block Grant)	129	59	\$44,055	17,060	193	82	\$367,097	153,777
Tribal IV-E	0	0	\$0	0	0	0	\$0	0
February Total	157	74	\$55,771	20,398	248	108	\$487,538	196,460
Working Caretaker Relative	2	2	\$961	468	4	3	\$8,929	3,877
CPS	11	6	\$5,558	1,915	22	11	\$44,573	14,848
TANF (Block Grant)	8	5	\$3,078	1,005	43	20	\$76,537	27,346
Non-TANF (Block Grant)	137	62	\$47,455	18,697	205	87	\$414,552	172,474
Tribal IV-E	0	0	\$0	0	0	0	\$0	0
March Total	158	75	\$57,052	22,085	257	113	\$544,590	218,545
Working Caretaker Relative	2	2	\$928	471	4	3	\$9,857	4,347
CPS	8	4	\$4,037	1,354	22	11	\$48,610	16,202
TANF (Block Grant)	9	6	\$3,380	1,275	45	21	\$79,916	28,621
Non-TANF (Block Grant)	124	55	\$43,012	16,244	207	89	\$457,564	188,718
Tribal IV-E	0	0	\$0	0	0	0	\$0	0
April Total	143	67	\$51,357	19,343	259	115	\$595,947	237,888
Working Caretaker Relative	1	1	\$464	295	4	3	\$10,320	4,642
CPS	9	5	\$5,028	2,012	22	11	\$53,639	18,214
TANF (Block Grant)	7	4	\$2,324	883	45	21	\$82,240	29,504
Non-TANF (Block Grant)	123	54	\$41,583	15,671	212	91	\$499,146	204,388
Tribal IV-E	0	0	\$0	0	0	0	\$0	0
May Total	140	64	\$49,399	18,861	264	117	\$645,346	256,749
Working Caretaker Relative	1	1	\$530	151	4	3	\$10,850	4,792
CPS	9	5	\$4,451	1,769	22	11	\$58,090	19,983
TANF (Block Grant)	7	4	\$4,237	1,159	45	21	\$86,477	30,664
Non-TANF (Block Grant)	140	61	\$70,479	22,309	220	95	\$569,625	226,697
Tribal IV-E	0	0	\$0	0	0	0	\$0	0
June Total	157	71	\$79,697	25,388	272	121	\$725,043	282,137

Footnotes: See definition/descriptions on front page.

Table 15: Child Care/TANF/SNAP Comparison - SFY 2021
(prior 12 months)

Month	Fiscal Year	Unduplicated Child Care Children	Unduplicated Child Care Family	TANF Cases*	TANF Children*	SNAP Children*	SNAP Cases*
July	2020	3,511	2,380	2,724	5,108	44,654	55,981
August	2020	3,663	2,480	2,745	5,206	43,849	55,014
September	2020	3,350	2,327	2,699	5,132	43,344	54,324
October	2020	2,791	1,977	2,586	4,889	42,509	52,913
November	2020	3,395	2,372	2,457	4,557	41,915	51,728
December	2020	3,383	2,344	2,402	4,405	41,311	50,863
January	2021	3,502	2,452	2,272	4,149	39,951	49,323
February	2021	3,519	2,449	2,238	4,078	40,402	49,794
March	2021	3,570	2,486	2,168	3,973	40,551	50,136
April	2021	3,524	2,462	2,098	3,850	39,914	49,588
May	2021	3,636	2,533	2,056	3,796	39,410	49,085
June	2021	3,883	2,646	2,046	3,786	39,262	48,858
Average		3,477	2,409	2,374	4,411	41,423	51,467



TANF: Temporary Assistance for Needy Families
 SNAP: Supplemental Nutrition Assistance Program
 *TANF/Snap breakdown not available.