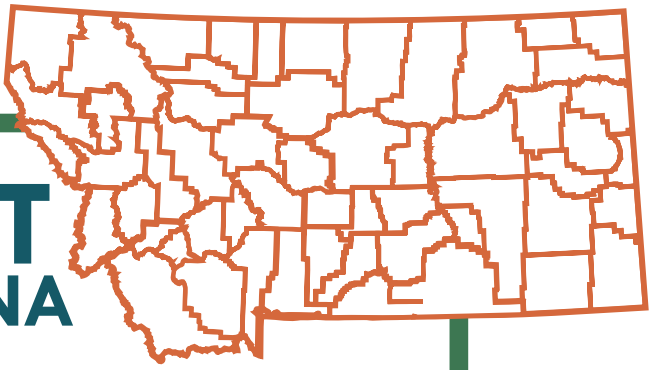


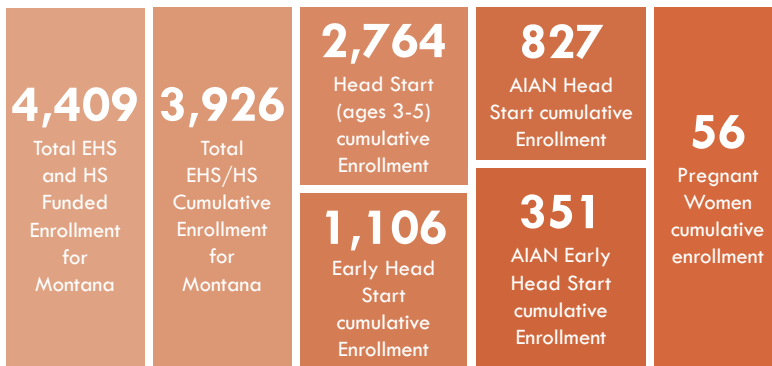
2023

THE HEAD START ADVANTAGE IN MONTANA



CHILDREN IN POVERTY AND FAMILIES SERVED BY THE NUMBERS

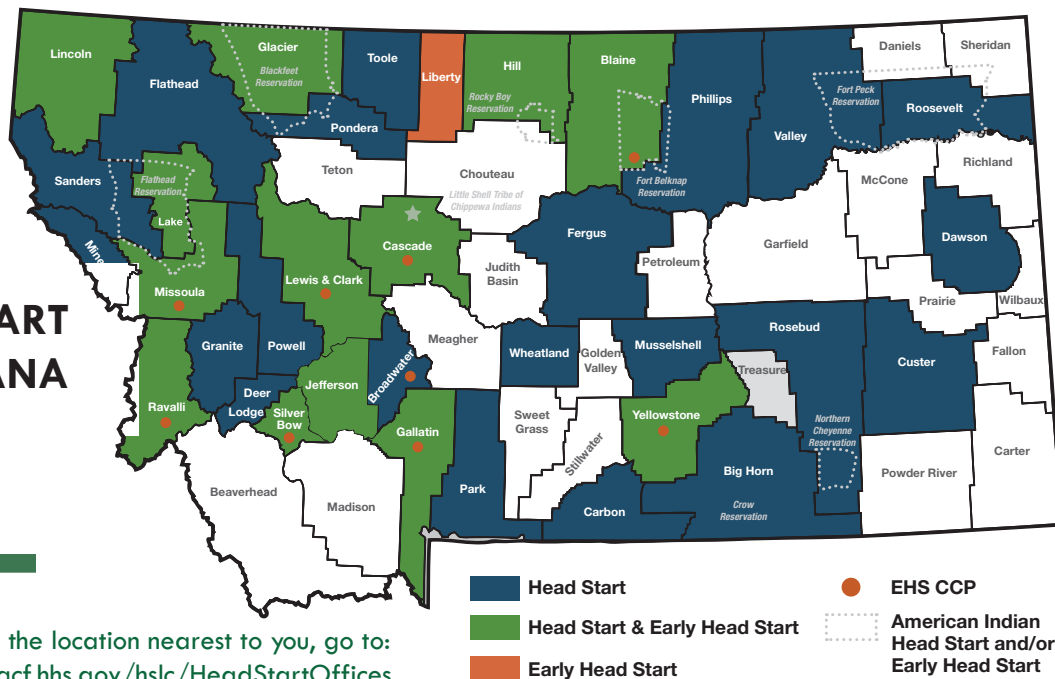
- Early Head Start (EHS) and Head Start (HS) are a critical part of Montana's early care and education system.
- Head Start promotes economic stability, participants are 12% less likely to live in poverty as adults and 29% less likely to receive public assistance.
- EHS/HS provide low-income and vulnerable families, pregnant women, and children up to the age of five an opportunity to succeed in school and life.
- These quality, federal to locally funded programs offer comprehensive services including education, health, nutrition, family engagement, and mental health services and supports.
- Head Start is governed by parents through policy Councils- parents engage in shared decision-making, program planning, and self-assessments.



“Head Start children have a higher likelihood of graduating high school, attending college, and receiving a postsecondary degree, license or certificate”

- (Bauer et al. 2016)

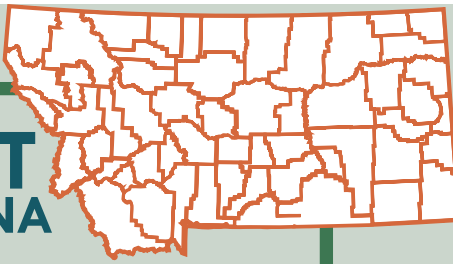
HEAD START IN MONTANA



To find the location nearest to you, go to:
<http://eclkc.ohs.acf.hhs.gov/hslc/HeadStartOffices>

2023

THE HEAD START ADVANTAGE IN MONTANA



"Young Families Early Head Start has saved my life! Without them, I wouldn't be able to finish school and pursue college."

- Young Families Early Head Start Billings

GRANT INFORMATION

COMMUNITY ACTION
AGENCY



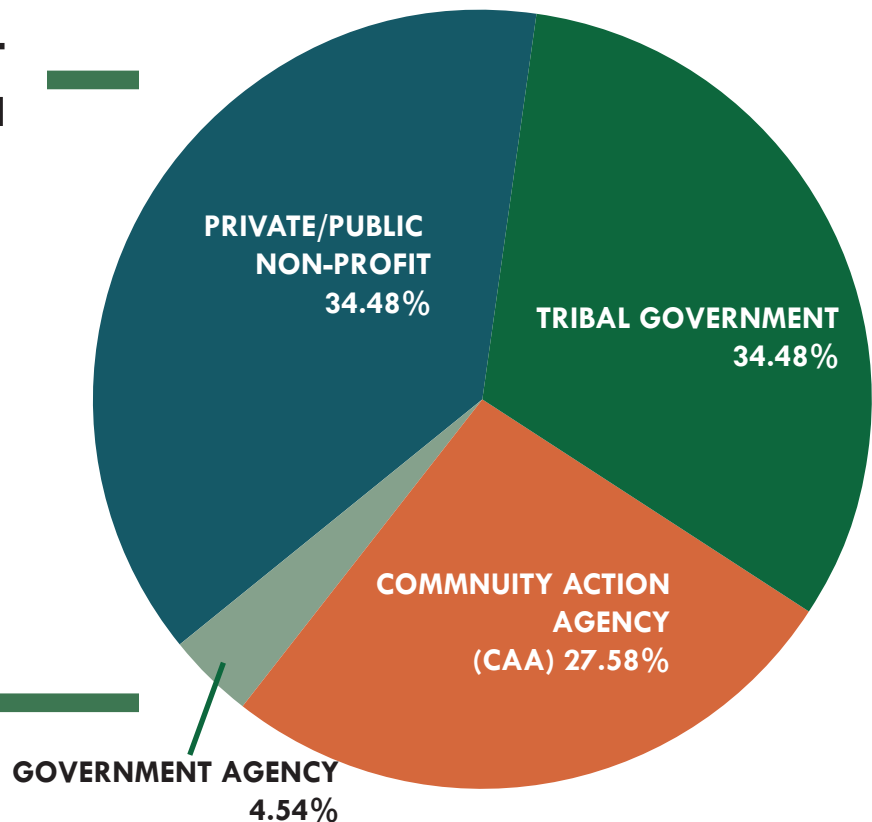
GOVERNMENT AGENCY



PRIVATE/PUBLIC
NON-PROFIT



TRIBAL GOVERNMENT



SERVING MONTANA FAMILIES

22 Grantees offering EHS and/or HS services in Montana

6 of which are American Indian grantees offering EHS and/or HS services

262 center based classrooms



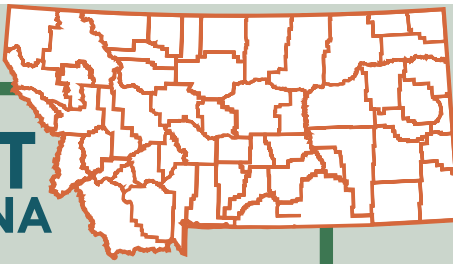
ECONOMIC IMPACT

Total Federal EHS/HS Funding in Montana: **\$55,934,477**

The national research is clear that investing in high quality programs like Head Start results in a return of **\$7-\$11** for each dollar invested.

2023

THE HEAD START ADVANTAGE IN MONTANA



WORKFORCE DEVELOPMENT



Head Start Workforce – knowledgeable, reflective, and passionate about helping children grow and develop.

- In 2023 in Montana, the average Head Start teacher with a bachelor's degree made \$38,320 per year, compared to an average kindergarten teacher salary of \$ 58,276.
- 1,269 Head Start and Early Head Start employees in Montana
- 95 Contracted staff
- 4,978 Volunteers
- 3,178 Volunteers who are parents
- 216 Teacher, Assistant Teacher, Family Child Care and Home Visitor Turnover
- 90 Vacancies that remained unfilled for 3 months or longer

CHILD DEVELOPMENT STAFF QUALIFICATIONS

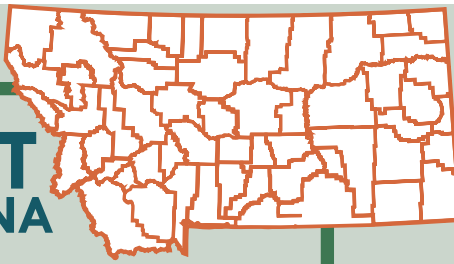
“Really appreciate the transparency and realness from teachers and how they go the extra mile to make my kids feel safe & comfortable.”

- Ravalli Head Start, Inc. Parent

- 193 Classroom Teachers and 192 Assistant Teachers
- Education level:
 - 107 BA Degree or higher
 - 71 Associate Degree
 - 83 CDA credential
- 520 the number of EHS/HS employees who are current or former parents
- 229 Infant Toddler Teachers
- 15 Home based Visitors /supervisors
- 6 Family Child Care Providers
- 64 Staff who are bi or multi-lingual, 47 are tribal language speakers
- 119 Total number of family services staff

2023

THE HEAD START ADVANTAGE IN MONTANA



FAMILY DEMOGRAPHICS

3,555

Total number of families served

1,876

Two parent families

1,679

Single parent families

180

Grandparents

151

Foster parents (not including relatives)

150

Single Fathers

"I was a single mother with a full-time job, pursuing my education to provide a better life for myself and my son. I don't know what I would have done without the support of Head Start. My son had a speech delay and the staff were absolutely amazing—helping his academic progress and interacting with him. The amount of support and positive reinforcement that was given to myself and my son was tremendous!"

-Megan Houssell, Great Falls

ENROLLMENT SNAPSHOT

Local programs work hard to ensure that children facing particularly difficult circumstances, such as experiencing homelessness, or a parent deployed, have access to the Head Start Advantage.

**10% of children with
a disability**

**14% of children experiencing
homelessness**

9% of children in foster care

20% of children transported

**5% have Veteran/Active
Military parents**

52% two parent families

48% single parent families

STARS TO QUALITY PARTICIPATION

15 Early Head Start/Head Start programs participate in the state QRIS system:

8	5 STAR	★★★★★
5	4 STAR	★★★★
9	3 STAR	★★★
3	2 STAR	★★
4	1 STAR	★
2	Pre-STAR	



CHILD CARE SUBSIDY PARTICIPATION

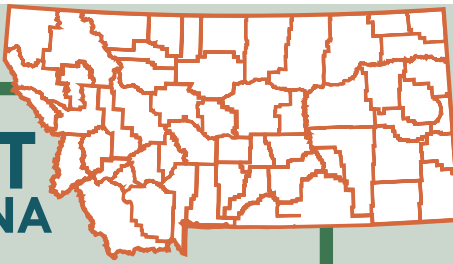
284

EHS/HS children received child care subsidies in 20-21.



2023

THE HEAD START ADVANTAGE IN MONTANA



COMPREHENSIVE SERVICES

Head Start takes a comprehensive approach to meeting the needs of young children and their families. There are four pillars in every program:

Education: Learning experiences support intellectual, social, and emotional growth

Health Services: Immunizations, dental, medical, and mental health support, nutritional services, and early screenings ensure healthy development

Family Involvement: Opportunities for parents and caregivers to be involved in decision making, participate in classes, and volunteer in the program strengthen families

Wraparound Support: Tailored services meet local and individual needs and link children and families to community supports

DISABILITY SERVICES

365 Preschool children with IEPs, **180** determined eligible during the enrollment year.

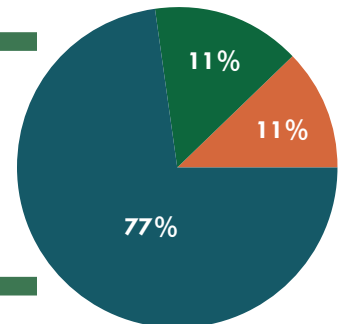
124 Infants and Toddlers in Part C Services, **47** of these identified during the enrollment year.

Speech and Language and Developmental Delays are the primary disabilities for Head Start children

CURRICULUM, ASSESSMENT AND SCREENING UTILIZATION

Curriculum

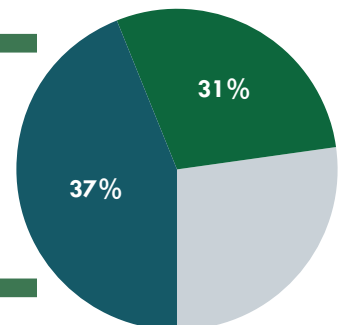
Creative Curriculum
HELP, Frog Street Infant or High Scope
OWL - Opening the World of Learning and Three Cheers



Screening

DIAL
ASQ

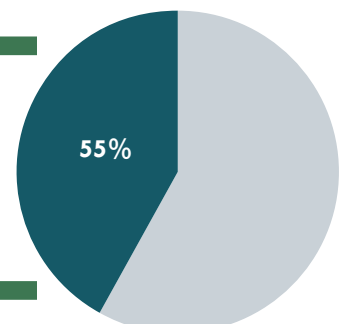
7 screening tools are used by programs in Montana.



Assessment

Teaching Strategies Gold

9 different growth assessment tools were utilized by Montana programs.

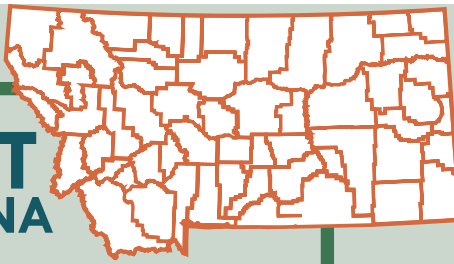


"Thank you Northern Cheyenne Head Start for all you do in the community. Making sure our children receive food and their educational material during the pandemic. My hats off to you all."

- Northern Cheyenne Head Start

2023

THE HEAD START ADVANTAGE IN MONTANA



COMPREHENSIVE HEALTH AND FAMILY SERVICES

Children that participate in Head Start programs receive innumerable benefits that are immediate and last a lifetime. The effects are particularly strong amongst certain populations...dual language learners, families experiencing homelessness, foster care and children with disabilities. We call this the Head Start advantage!

1,714 Families received emergency/crisis intervention such as meeting immediate needs for food, clothing, or shelter.



350 Families received assistance in enrolling into an education or job training program.



543 received housing assistance (e.g., subsidies, utilities, repairs)



HEALTH

children who are physically healthy come to school ready to learn and grow.



3,482

Number of children with insurance



3,434

Immunizations



3,057

Preventative dental care



670

Families that received mental health services

"Head Start and Early Head Start programs successfully implemented CDC recommended guidance and other ancillary measures for child care programs that remained open, allowing them to continue offering in-person learning."

-CDC, 2020

FAMILY AND COMMUNITY PARTNERSHIPS

Supporting families through community engagement

2491

Families received education on preventive medical and oral health

1843

Families received parenting education

50

Assistance to 45 families with incarcerated individuals

350

Families received assistance enrolling into an education or job training program

1089

attended EHS or HS for the second year

330

attended for three or more years

391

Families received asset building services

512

Families experiencing homelessness received support

355

Children involved in foster care during the year attended EHS or HS.

768

Children Transported to and from classes

POVERTY SUPPORT SERVICES

Number of
EHS/HS
families
receiving

