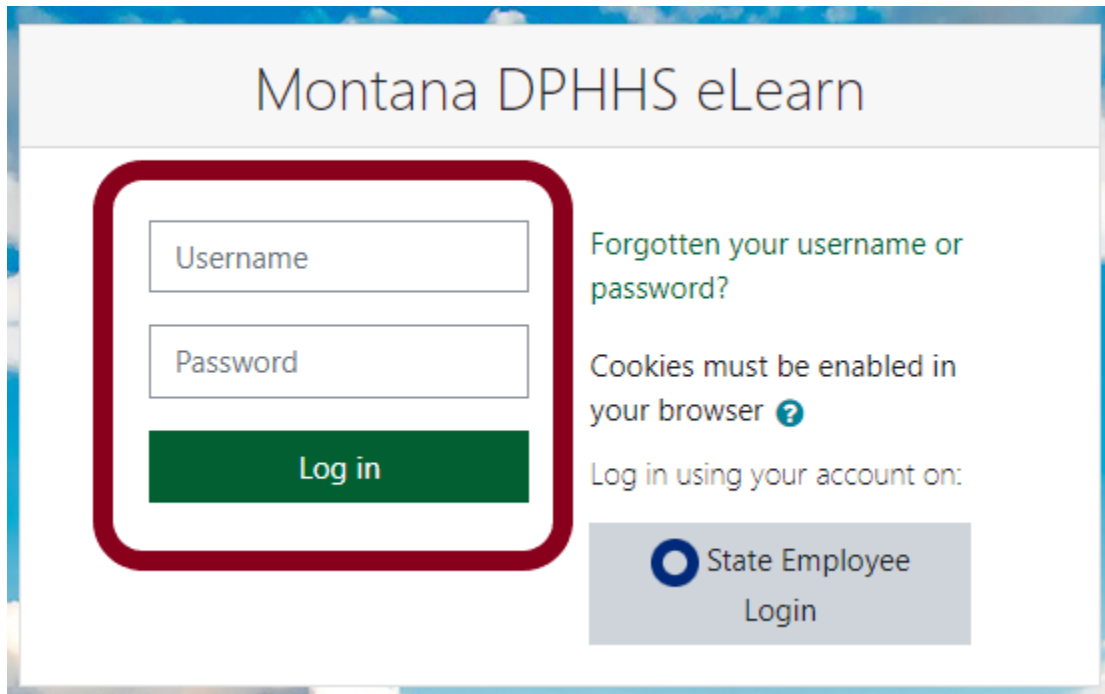


# Non-State Employee Login Instructions for DPHHS eLearn

If you wish to login to the [DPHHS eLearn](#) site or use a direct link to a course, you will be redirected to the Moodle sign in page.

## Enter Your Username and Password



Montana DPHHS eLearn

Username

Password

Log in

Forgotten your username or password?

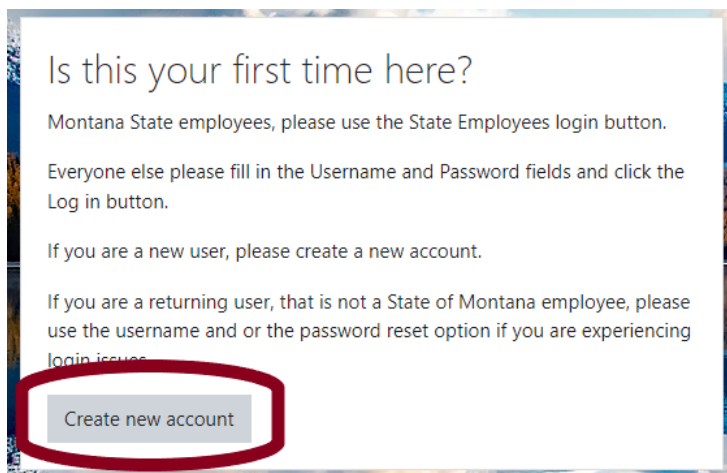
Cookies must be enabled in your browser ?

Log in using your account on:

State Employee Login

## Or Select Create New Account.

Your username may not be your email address. If you forget your DPHHS eLearn username, please contact [hhswebsupport@mt.gov](mailto:hhswebsupport@mt.gov) or use the Forgotten your username or password option



Is this your first time here?

Montana State employees, please use the State Employees login button.

Everyone else please fill in the Username and Password fields and click the Log in button.

If you are a new user, please create a new account.

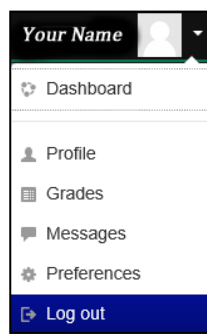
If you are a returning user, that is not a State of Montana employee, please use the username and or the password reset option if you are experiencing login issues.

Create new account

## When finished, please log out of your account.

Click the Logout link on the header – or - select Log out from the dropdown to the right of your name.

[ Logout ]



Your Name

- Dashboard
- Profile
- Grades
- Messages
- Preferences
- Log out