

YouTube Video Training: [HCBS SETS Provider Portal Provider Self Assessments PSA](#) (5:10)

SETS Provider Portal Self-Assessments (PSAs)

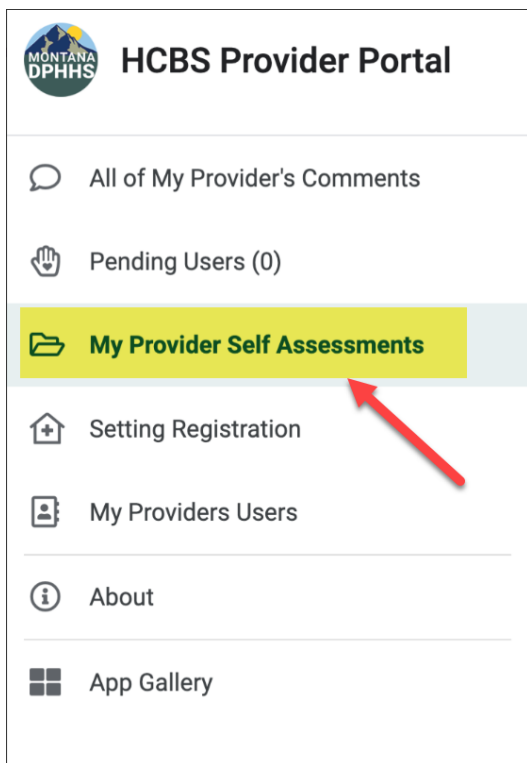
Viewing a List of PSAs

All PSAs (including those in Draft) for all of a Provider's Settings can be viewed from the My Provider Self Assessments list.

1. Click the Main Menu on any page.



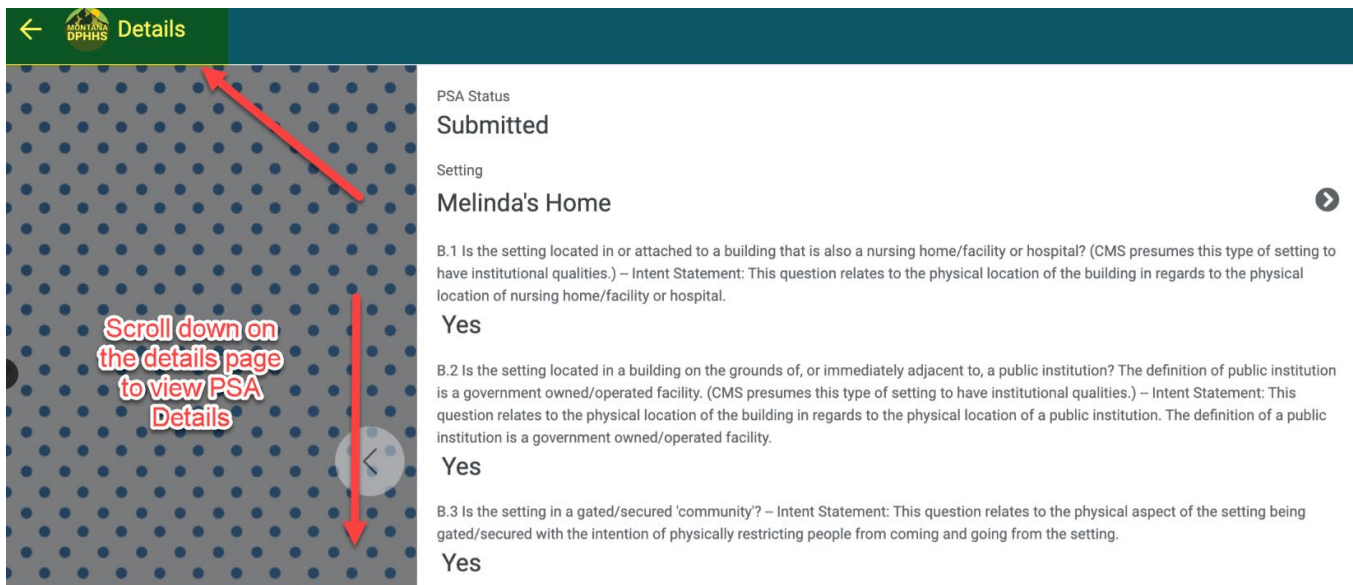
2. Locate the My Provider Self Assessments list from the item list.




3. The list displays info for all PSAs, including those in Draft status.

My Provider Self Assessments						
PSA ID	Provider	Setting	Submitter Name	PSA Status	Created On ↑	Provider NPI ID
b23e0c6d	[REDACTED]	Day Program	Susy Smith	Approved	8/14/2024 7:04:10 AM	[REDACTED]
db94a3e2	[REDACTED]	Adult Foster Care Home	Susy Smith	Approved	8/30/2024 6:32:14 AM	[REDACTED]
9f3112b3	[REDACTED]	Group Home	Susy Smith	Submitted	10/10/2024 4:28:45 PM	[REDACTED]
2393a003	[REDACTED]	Melinda's Home	Susy Smith	Submitted	10/16/2024 3:52:45 PM	[REDACTED]

4. Access the PSA Details page by clicking on the PSA record in the list. The PSA Details page is long (scroll down to view all contents).



←  Details

PSA Status
Submitted

Setting
Melinda's Home

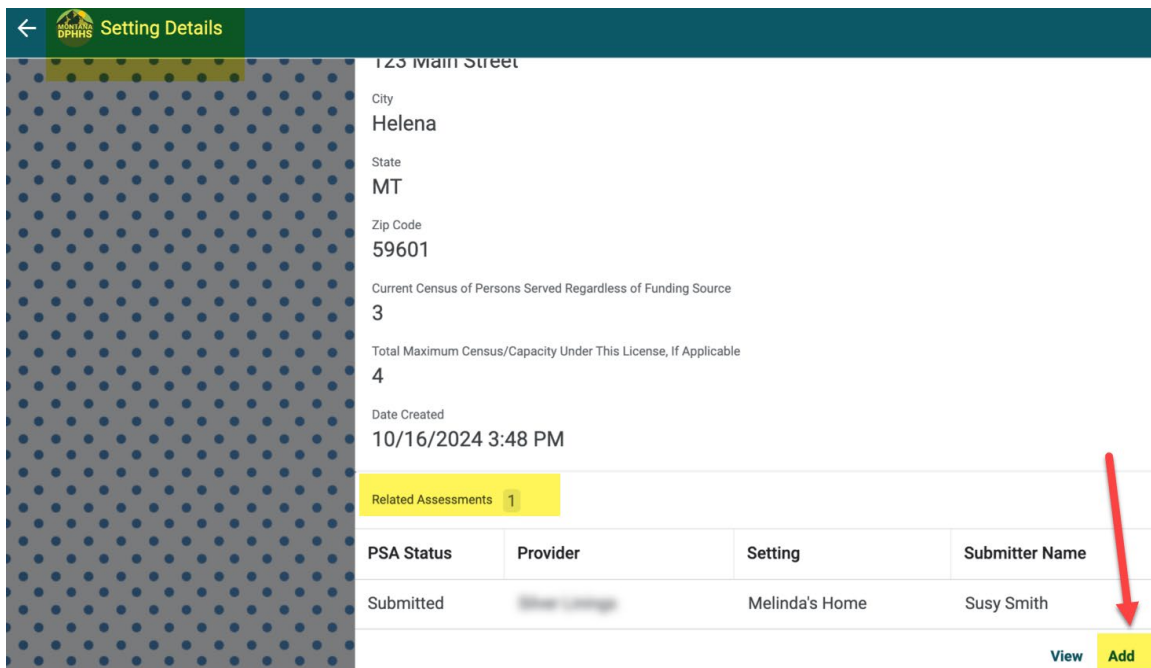
B.1 Is the setting located in or attached to a building that is also a nursing home/facility or hospital? (CMS presumes this type of setting to have institutional qualities.) – Intent Statement: This question relates to the physical location of the building in regards to the physical location of nursing home/facility or hospital.
Yes


B.2 Is the setting located in a building on the grounds of, or immediately adjacent to, a public institution? The definition of public institution is a government owned/operated facility. (CMS presumes this type of setting to have institutional qualities.) – Intent Statement: This question relates to the physical location of the building in regards to the physical location of a public institution. The definition of a public institution is a government owned/operated facility.
Yes

B.3 Is the setting in a gated/secured 'community'? – Intent Statement: This question relates to the physical aspect of the setting being gated/secured with the intention of physically restricting people from coming and going from the setting.
Yes

Starting a PSA

1. Navigate to the Setting Details of the Setting for which you wish to submit a PSA.
2. Scroll down to the Related Assessments area.
3. Click the Add text.



←  Setting Details

123 Main Street

City
Helena

State
MT

Zip Code
59601

Current Census of Persons Served Regardless of Funding Source
3

Total Maximum Census/Capacity Under This License, If Applicable
4

Date Created
10/16/2024 3:48 PM

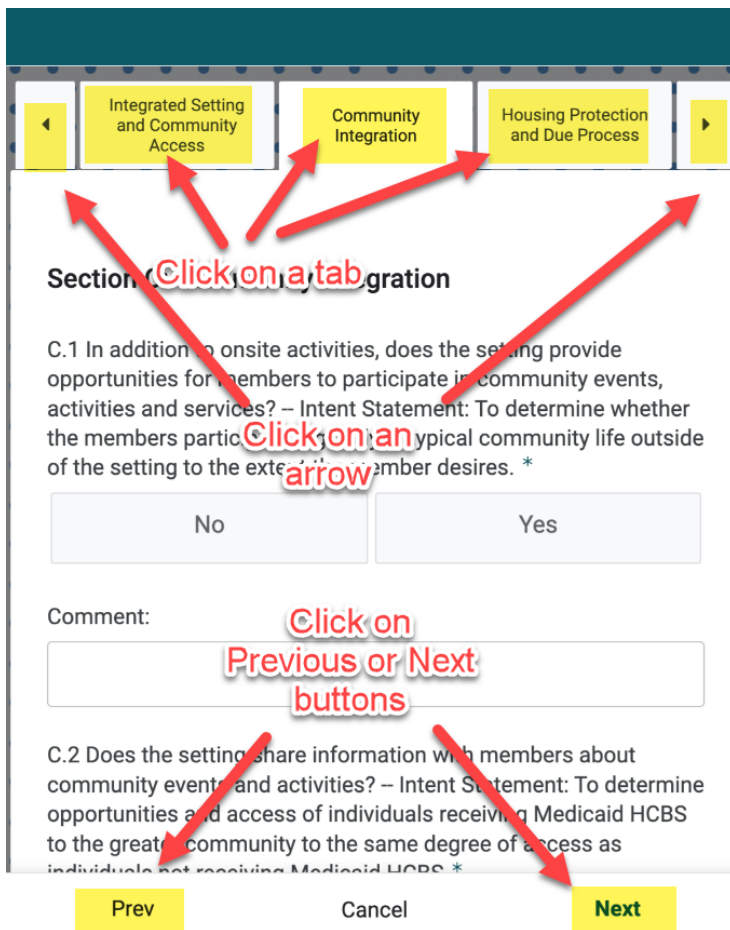
Related Assessments 1

PSA Status	Provider	Setting	Submitter Name
Submitted		Melinda's Home	Susy Smith

View Add

Completing the PSA

All PSA questions appear on applicable tables across the tops of the PSA. Click on a tab, use the arrow at the top, or use the Next and Prev buttons at the bottom of the screen to navigate through the PSA tabs.



Section C.1 Integration

C.1 In addition to onsite activities, does the setting provide opportunities for members to participate in community events, activities and services? – Intent Statement: To determine whether the members participate in a typical community life outside of the setting to the extent that member desires. *

No Yes

Comment:

C.2 Does the setting share information with members about community events and activities? – Intent Statement: To determine opportunities and access of individuals receiving Medicaid HCBS to the greater community to the same degree of access as individuals not receiving Medicaid HCBS *

Prev Cancel Next

1. Answer questions by clicking the question's No or Yes button. All questions are required.
2. Provide additional Comments for each question if desired. Comments are optional.

◀	Integrated Setting and Community Access	Community Integration	Housing Protection and Due Process	▶
---	---	-----------------------	------------------------------------	---

Section C: Community Integration

C.1 In addition to onsite activities, does the setting provide opportunities for members to participate in community events, activities and services? – Intent Statement: To determine whether the members participate regularly in typical community life outside of the setting to the extent the member desires. *

☐ No

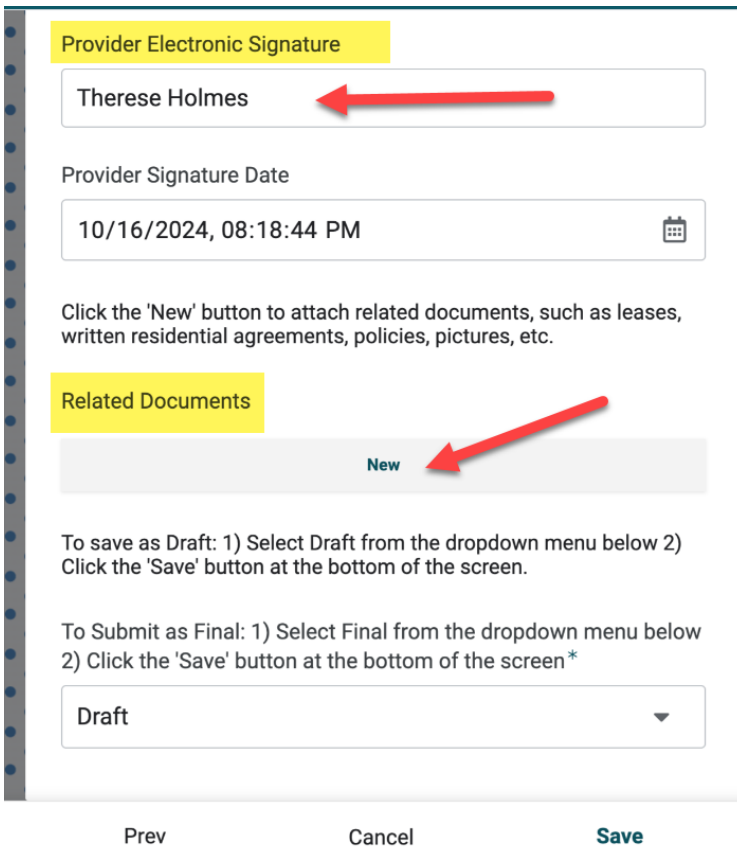
☐ Yes

Comment:

enter comments here

C.2 Does the setting share information with members about community events and activities? – Intent Statement: To determine opportunities and access of individuals receiving Medicaid HCBS to the greater community to the same degree of access as individuals not receiving Medicaid HCBS. *

3. You must attest to your answers by typing your name in the Provider Electronic Signature text box on the Attestation tab.
4. Optionally, you may add Related Documents by clicking the New button on the Attestation tab and following the prompts.



Provider Electronic Signature

Therese Holmes

Provider Signature Date

10/16/2024, 08:18:44 PM

Click the 'New' button to attach related documents, such as leases, written residential agreements, policies, pictures, etc.

Related Documents

New

To save as Draft: 1) Select Draft from the dropdown menu below 2) Click the 'Save' button at the bottom of the screen.

To Submit as Final: 1) Select Final from the dropdown menu below 2) Click the 'Save' button at the bottom of the screen*

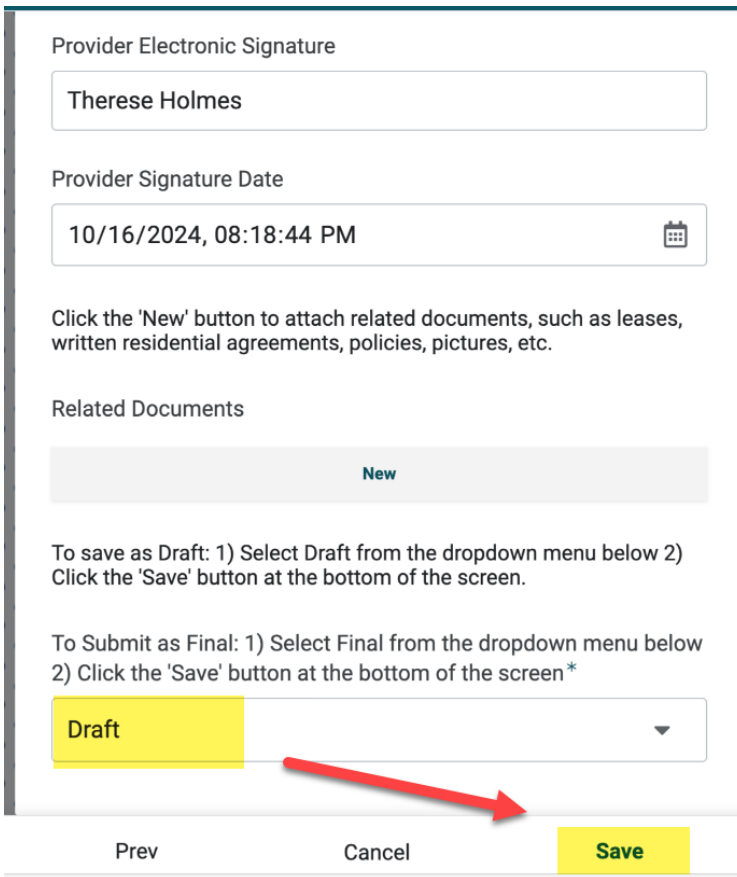
Draft

Prev Cancel Save

Saving a Draft versus Submitting a Final PSA

You may save a Draft PSA, allowing you to return, complete, and submit it later. Or, you may choose to save a Final PSA, which submits the PSA to HCBS staff. Final PSAs cannot be edited.

1. Select the desired Save type from the drop-down list (either Draft or Final).
2. Click the Save text at the bottom of the screen.



Provider Electronic Signature

Therese Holmes

Provider Signature Date

10/16/2024, 08:18:44 PM

Click the 'New' button to attach related documents, such as leases, written residential agreements, policies, pictures, etc.

Related Documents

New

To save as Draft: 1) Select Draft from the dropdown menu below 2) Click the 'Save' button at the bottom of the screen.

To Submit as Final: 1) Select Final from the dropdown menu below 2) Click the 'Save' button at the bottom of the screen*

Draft

Prev Cancel Save

If you've saved a Draft PSA you can return to it later.

If you've saved a Final PSA, both you and HCBS staff will receive an email confirmation confirming your submission.


Managing a PSA

Locating/Adding PSA Related Documents

The PSA's Related Documents area is where any attachments added to the PSA by a Provider User (you)* or by HCBS are stored.

*Provider Users can add documents to a PSA record from the Provider Portal at any time. HCBS staff will not receive notification of an added document so you should contact HCBS staff outside of the system when adding additional documents to the PSA Related Documents area.

1. Navigate to the PSA Details page of a Setting's PSA.
2. Locate the Related Documents area.
3. Add a Related PSA Document by clicking the Add text and following the prompts.
4. View a Related PSA document that has been uploaded by clicking on it in the list. Note, you may have to click View to access the full list.

←  Provider Self Assessment Details

Provider Signature Date
10/16/2024 3:52:45 PM


Created On
10/16/2024 3:52:45 PM

Related Comments 2


Subject	Date Created	Note/Comment	Comm
Please let me know	10/16/2024 8:05 PM	Hello! I need you to send your I...	Theres
Please submit your Lease	10/16/2024 4:00 PM	Hello! Received your PSA, but al...	Theres

[View](#)

Related Documents 1

Description	Date Uploaded
 Lease documents	10/16/2024 4:03:53 PM

[View](#) [Add](#)

 My Provider Home

Receiving External Comments on a PSA

HCBS may add a comment or ask a question on a PSA by Adding one or more Related Comments.

Whenever HCBS staff Adds a Related Comment to a PSA, the Provider user who submitted the PSA receives an email notification instructing them to review the comment/question on the Provider Portal and provide an answer if applicable.

Adding (Responding To) External Comments on a PSA

Any Provider User may respond to an External Comment on a PSA. Note, Provider Users cannot initiate an External Comment on a PSA, they can only respond to an External Comment sent from HCBS.


1. Navigate to the All of My Provider's Comments list from the Main Menu.




HCBS Provider Portal

 All of My Provider's Comments

 Pending Users (0)

 My Provider Self Assessments



 Setting Registration

 My Providers Users

 About

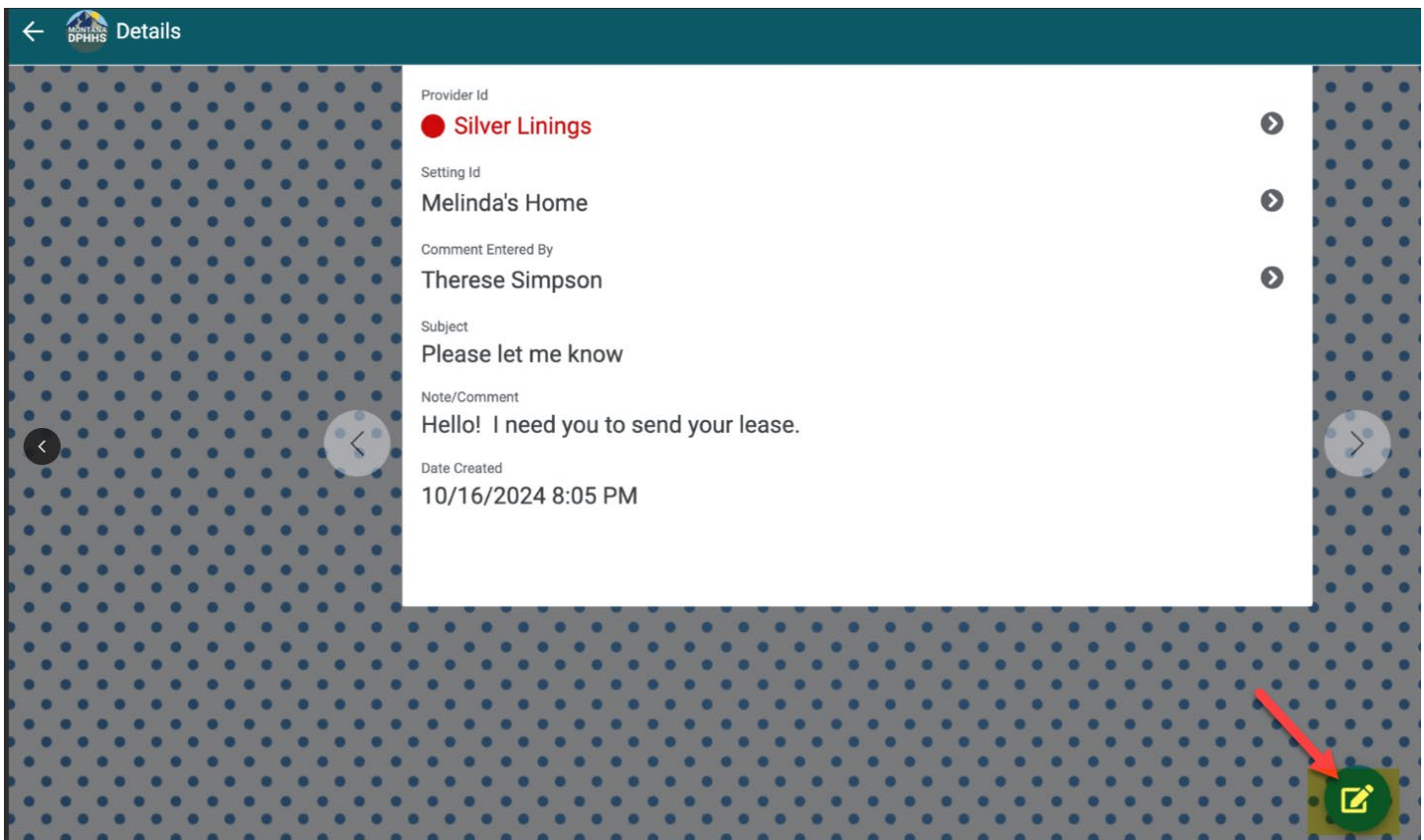
 App Gallery

2. Any unanswered Comments appear with a round red circle under the Provider id column.

All of My Provider's Comments					
Provider Id	Setting Id	Comment Entered By	Subject	Note/Comment	Date Created
Silver Linings	Adult Foster Care Home	Carla Rime	Hi there	Checking on the back and forth with prov...	9/26/2024 10:48 AM
 Silver Linings	Melinda's Home	Therese Simpson	Please let me know	Hello! I need you to send your lease.	10/16/2024 8:05 PM
Silver Linings	Adult Foster Care Home	Cathy Murphy	Foster License	Please submit copy of adult foster license.	9/3/2024 10:19 AM
 Silver Linings	Day Program	Cathy Murphy	Accessibility verification	Please provide photos of grab bars, ramp...	9/3/2024 10:27 AM
Silver Linings	Group Home	Therese Simpson	ATTN: You forgot something!...	Hi Susy - you forgot your picture of locks ...	10/10/2024 4:40 PM
Silver Linings	Melinda's Home	Therese Simpson	Please submit your Lease	Hello! Received your PSA, but also need t...	10/16/2024 4:00 PM

3. Click on the record to open it.

4. Click the Edit button.



← Details

Provider Id
● Silver Linings

Setting Id
Melinda's Home

Comment Entered By
Therese Simpson

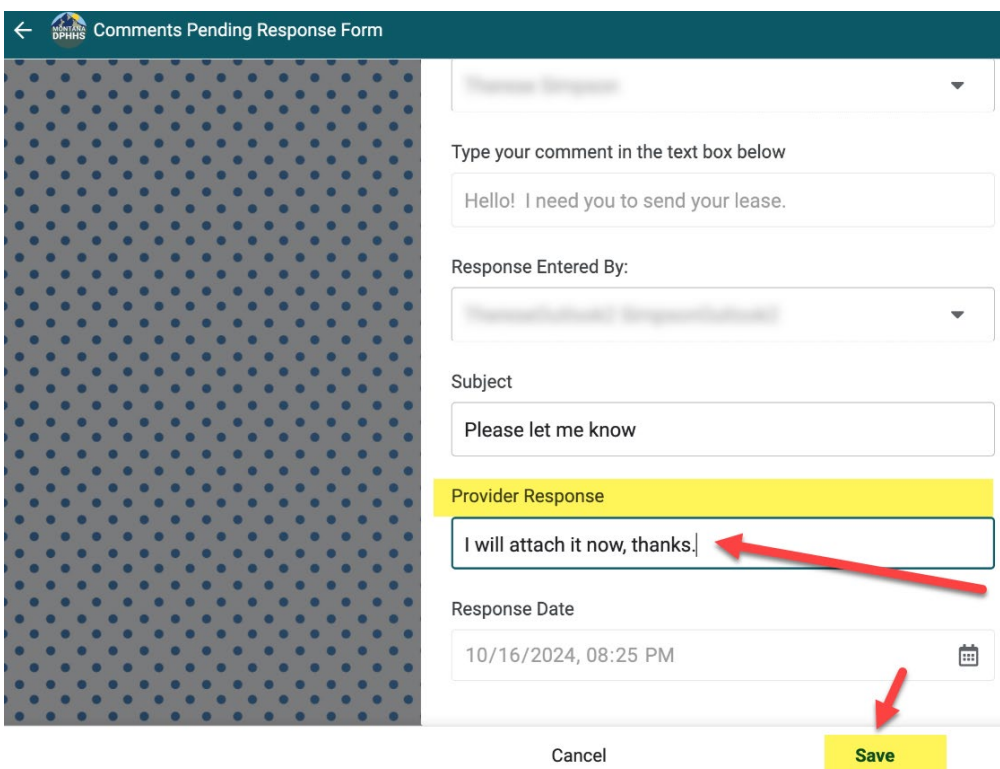
Subject
Please let me know

Note/Comment
Hello! I need you to send your lease.

Date Created
10/16/2024 8:05 PM

Save

5. Type your response in the Provider Response field.
6. Click the Save text at the bottom of the page.



← Comments Pending Response Form

Therese Simpson

Type your comment in the text box below
Hello! I need you to send your lease.

Response Entered By:
Therese Simpson

Subject
Please let me know

Provider Response
I will attach it now, thanks.

Response Date
10/16/2024, 08:25 PM

Cancel Save

You can also respond to an External Comment from the Related Comments section of the PSA's Details page.

Whenever a Provider User Responds to a Related Comment to a PSA, HCBS staff receives an email notification.

Checking the PSA Status

Locate the current status of the PSA in the PSA Status field, either from the PSA's Details page, or from the My Provider Self Assessments List view.

My Provider Self Assessments						
PSA ID	Provider	Setting	Submitter Name	PSA Status	Created On ↑	Provider NPI ID
b23e0c6d	Silver Linings	Day Program	Susy Smith	Approved	8/14/2024 7:04:10 AM	
db94a3e2	Silver Linings	Adult Foster Care Home	Susy Smith	Approved	8/30/2024 6:32:14 AM	
9f3112b3	Silver Linings	Group Home	Susy Smith	Submitted	10/10/2024 4:28:45 PM	
2393a003	Silver Linings	Melinda's Home	Susy Smith	Submitted	10/16/2024 3:52:45 PM	