

Weekly COVID-19 Update in Montana (as of 6/25/2021)

This report is a weekly snapshot of COVID-19 activity in Montana. Data is analyzed based on information available as of June 25, 2021. Data is provisional and expected to change as more information is received.

Case Data

Table 1. Summary of COVID-19 Activity – Montana, as of 6/25/2021

	TOTAL	RECENT WEEK	PERCENT CHANGE FROM PREVIOUS WEEK
REPORTED CASES	113,571	362	-10%
LABORATORY TESTS	1,437,198	10,995	-16%
HOSPITALIZATIONS	5,493	52	+4%
DEATHS	1,662	4	-20%

Figure 1. COVID-19 Cases and Hospitalizations over Time - Montana, as of 6/25/2021

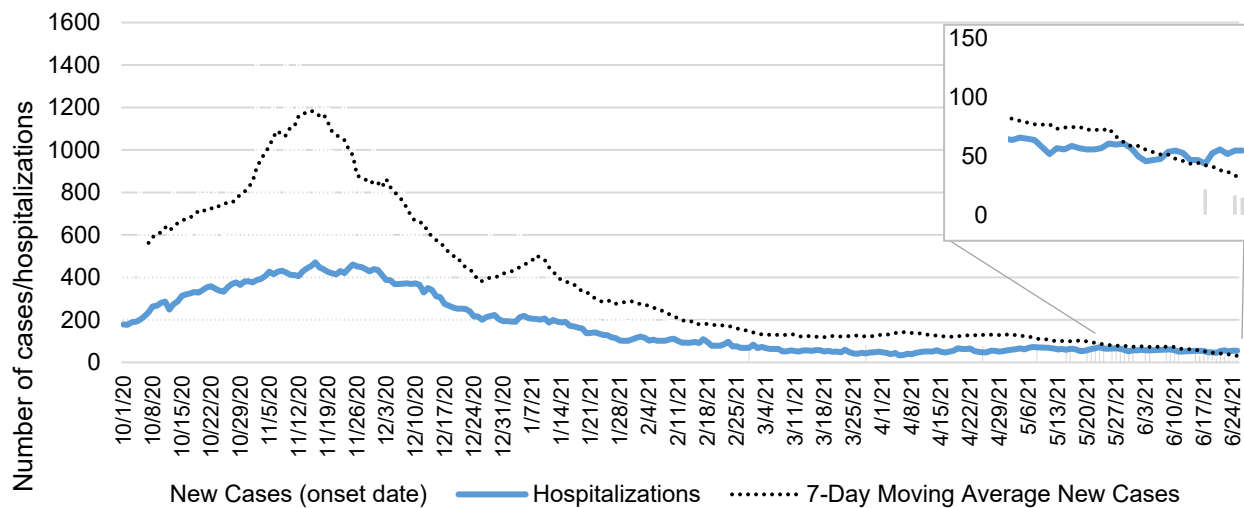
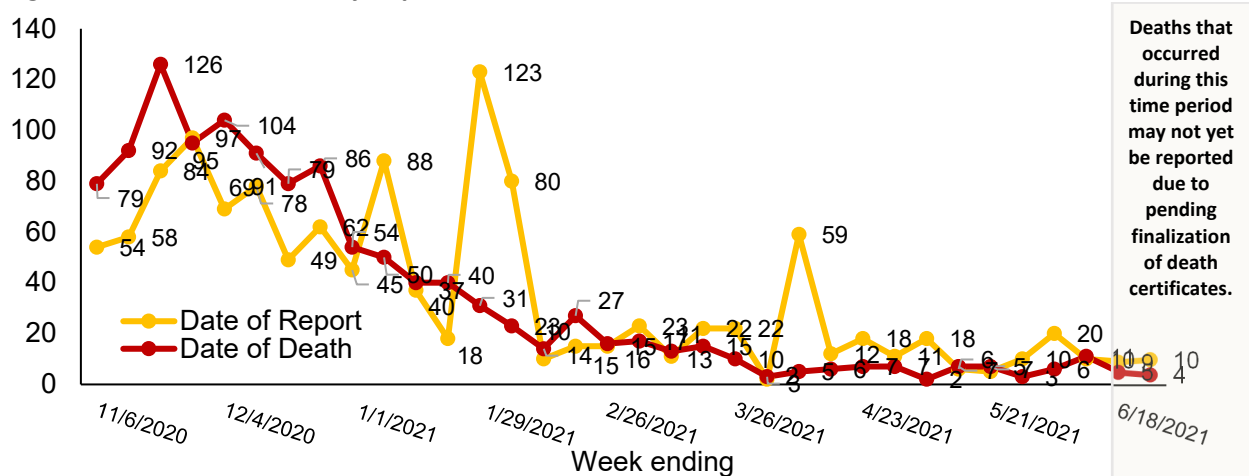


Figure 2. COVID-19 Deaths by Report Date and Date of Death – Montana, 11/1/2020 – 6/25/2021



Vaccine Data – updated through 6/25/2021

Montana began vaccinating individuals in mid-December 2020 with a phased process: Phase 1A on December 14, 2020, Phase 1B on January 19, 2021, and Phase 1B+ on March 8, 2021. Vaccinations were opened to all Montanans age 16+ on April 1, 2021 and expanded to all Montanans age 12+ on May 10th, 2021. To date 858,636 doses have been given across the state and 46% of the eligible population are considered fully vaccinated.

Table 2: COVID-19 Vaccine Doses Administered – Montana, as of 6/25/2021

	NUMBER	PERCENT OF ELIGIBLE POPULATION	THIS WEEK	PERCENT CHANGE FROM PREVIOUS WEEK
TOTAL DOSES ADMINISTERED	858,636		9,159	-33%
DOSE 1 ADMINISTERED	469,704	51%	3,127	-16%
FULLY VACCINATED INDIVIDUALS	425,130	46%	3,821	-44%

Figure 3. COVID-19 Vaccine Doses Administered by Week – Montana, as of 6/25/2021

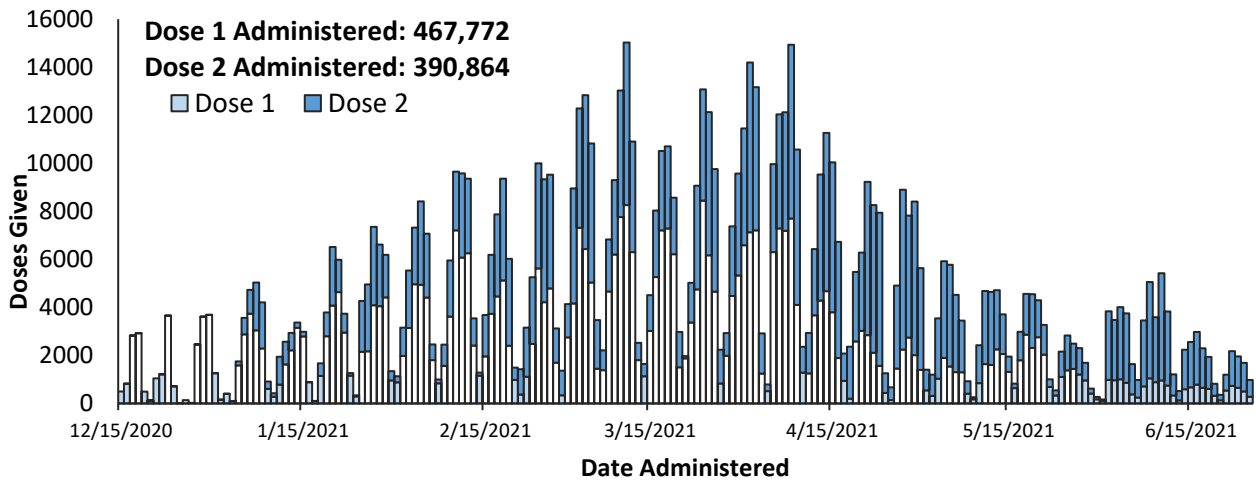
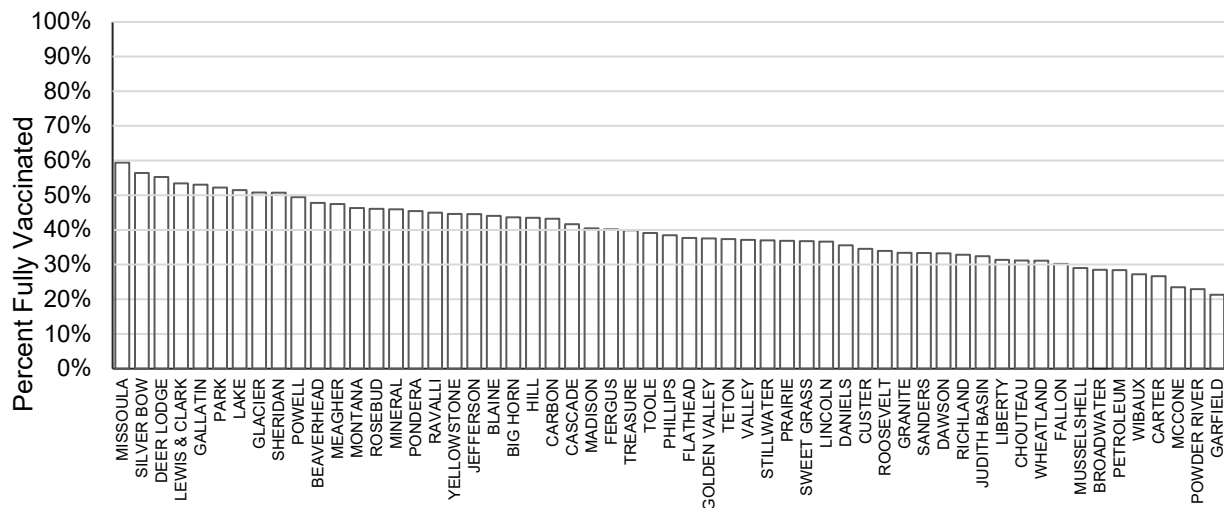


Figure 4. Percent of Eligible Montanans (12+ years) Fully Vaccinated by County – Montana, 6/25/2021



Variant and Breakthrough Cases

A variant has one or more mutations that differentiate it from other viral strains in circulation. Multiple variants of SARS-CoV-2 have been documented throughout this pandemic. To date, 556 variants of concern have been identified in Montana. The most common variant identified (71% of specimens) is B.1.1.7 (UK strain).

A breakthrough COVID-19 infection is defined as a positive SARS-CoV-2 collected ≥ 14 days after completing the primary COVID-19 vaccine series of an FDA-authorized COVID-19 vaccine. Depending on the specific vaccine administered, completion of series could be one or two doses of vaccine. As of 6/25/2021, 300 cases of confirmed breakthrough disease were reported, including 31 hospitalizations and five deaths.

Hospitalizations and Deaths and Vaccination Status

COVID-19 related hospitalization and death data from April 25 – June 25 were analyzed to review vaccination status. Ninety-five percent of Montanans who were hospitalized and 11% of those who had died had not received a COVID-19 vaccine (Table 3). Of those tested, less than five percent of hospitalizations or deaths were identified as a variant of concern.

Table 3. Vaccination status of reported COVID-19 hospitalizations and deaths - April 25 - June 25, 2021

	HOSPITALIZATIONS	DEATHS
TOTAL REPORTED	498	46
MEDIAN AGE (YEARS)	62	72.5
AGE RANGE (YEARS)	0-96	23-94
UNVACCINATED	472 (94.8%)	41 (89.2%)
VACCINATED (BREAKTHROUGH CASE)	26 (5.2%)	5 (10.8%)
VARIANTS OF CONCERN OR INTEREST AND NUMBER OF TYPES RELATED TO HOSPITALIZATIONS AND DEATHS	17 (3.0%) 3 variant types	2 (4.3%) 2 variant types