

Weekly COVID-19 Update in Montana (as of 8/6/2021)

This report is a weekly snapshot of COVID-19 activity in Montana. Data is analyzed based on information available as of August 6, 2021. Data is provisional and expected to change as more information is received.

Case Data

Table 1. Summary of COVID-19 Activity – Montana, as of 8/6/2021

	TOTAL	RECENT WEEK	PERCENT CHANGE FROM PREVIOUS WEEK
REPORTED CASES	117,875	1,347	+15%
LABORATORY TESTS	1,521,666	20,004	+17%
HOSPITALIZATIONS	5,817	128	+35%
DEATHS	1,723	15	+15%

Figure 1. COVID-19 Cases and Hospitalizations over Time - Montana, as of 8/6/2021

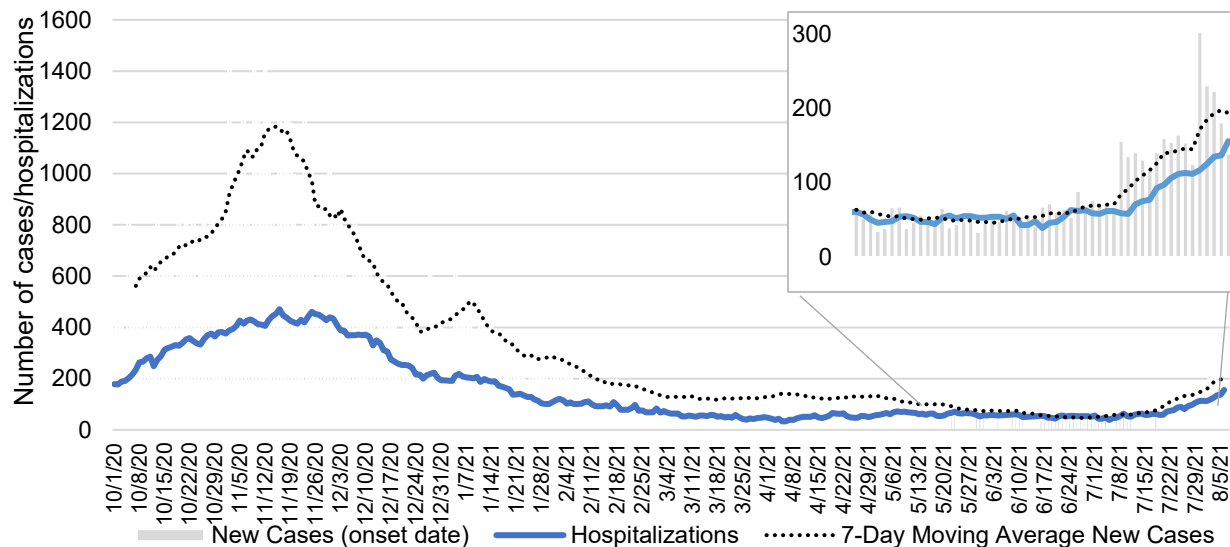
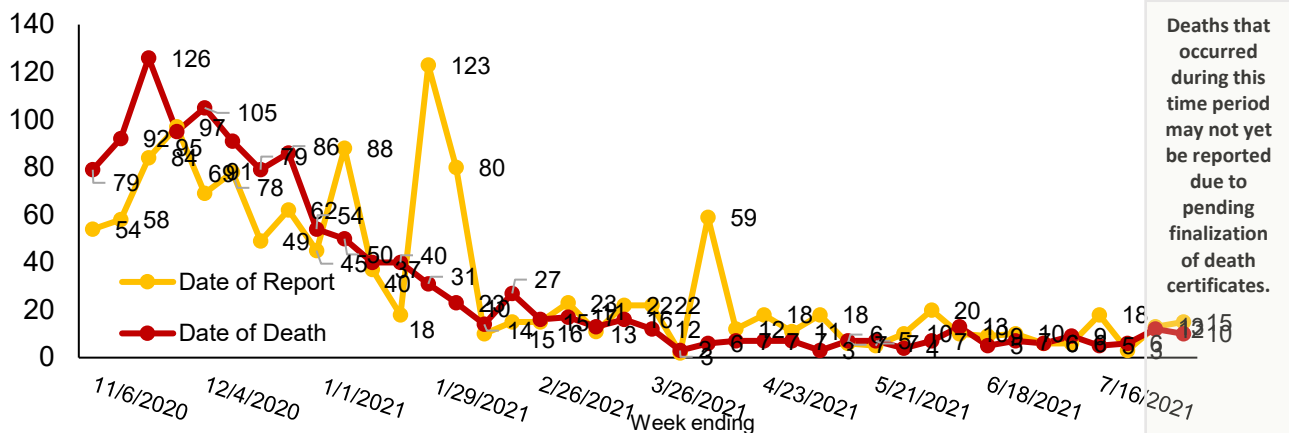


Figure 2. COVID-19 Deaths by Report Date and Date of Death – Montana, 11/1/2020 – 8/6/2021



Vaccine Data – updated through 8/6/2021

Montana began vaccinating individuals in mid-December 2020 with a phased process: Phase 1A on December 14, 2020, Phase 1B on January 19, 2021, and Phase 1B+ on March 8, 2021. Vaccinations were opened to all Montanans age 16+ on April 1, 2021 and expanded to all Montanans age 12+ on May 10th, 2021. To date, 905,062 doses have been given across the state and 49% of the eligible population are considered fully vaccinated.

Table 2: COVID-19 Vaccine Doses Administered – Montana, as of 8/6/2021

	NUMBER	PERCENT OF ELIGIBLE POPULATION	THIS WEEK	PERCENT CHANGE FROM PREVIOUS WEEK
TOTAL DOSES ADMINISTERED	904,131		7,142	-10%
DOSE 1 ADMINISTERED	496,184	54%	5,121	-13%
FULLY VACCINATED INDIVIDUALS	445,656	49%	2,669	+1%

Figure 3. COVID-19 Vaccine Doses Administered by Week – Montana, as of 8/6/2021

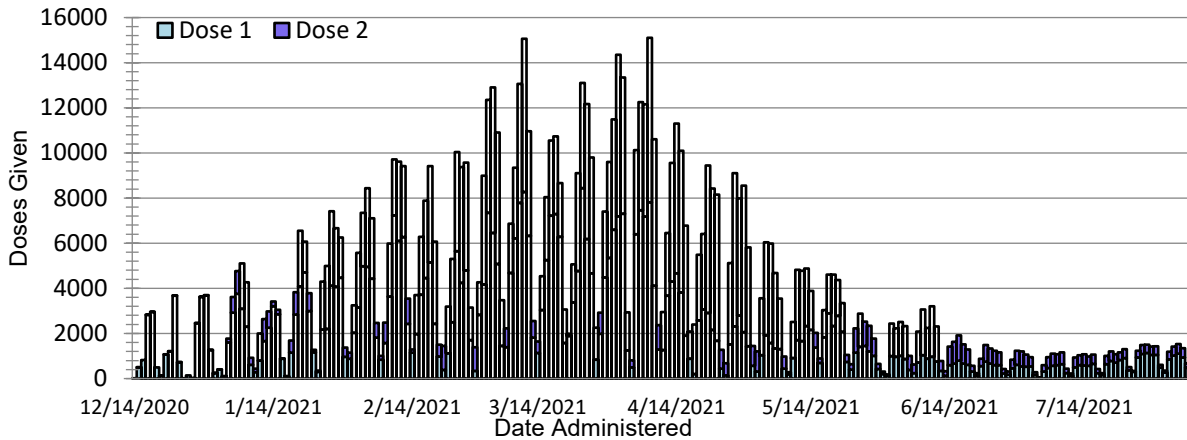
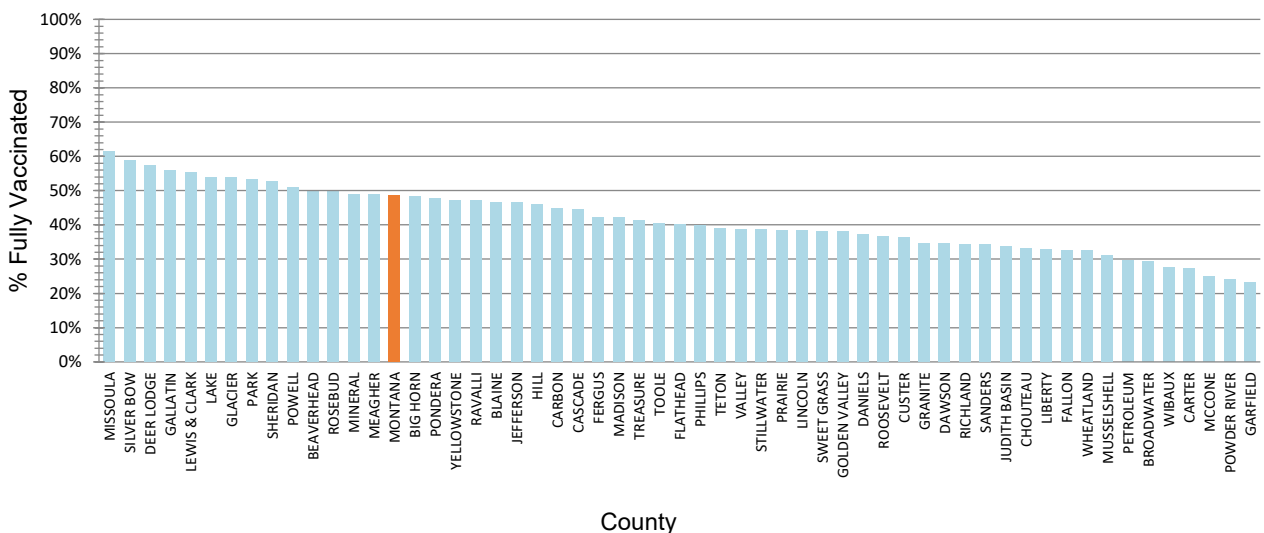


Figure 4. Percent of Eligible Montanans (12+ years) Fully Vaccinated by County – Montana, 8/6/2021



Variant and Breakthrough Cases

A variant has one or more mutations that differentiate it from other variants in circulation. Multiple variants of SARS-CoV-2 have been documented throughout this pandemic. Of 1,643 samples that were sequenced and reported to [GISAID](#) since February 2021, 1,325 (81%) were identified as either a variant of concern or variant of interest. The most common variant identified overall (46% of all sequenced specimens) is B.1.1.7 (Alpha/UK). However, B.1.617.2 (Delta) has been the predominant variant in Montana in recent weeks. March through June, the Alpha/UK variant was predominant. Beginning in July, the Delta variant has been detected more commonly in sequenced samples. In the most current week for which data are available, Delta accounted for 100% of all samples sequenced (26 total samples were sequenced). Not all samples have enough genetic material to be sequenced. The charts below reflect information on specimens that were sequenced and reported to GISAID.

Figure 5. Number of COVID-19 samples sequenced by collection date, Montana 8/6/2021 [n=1,643]

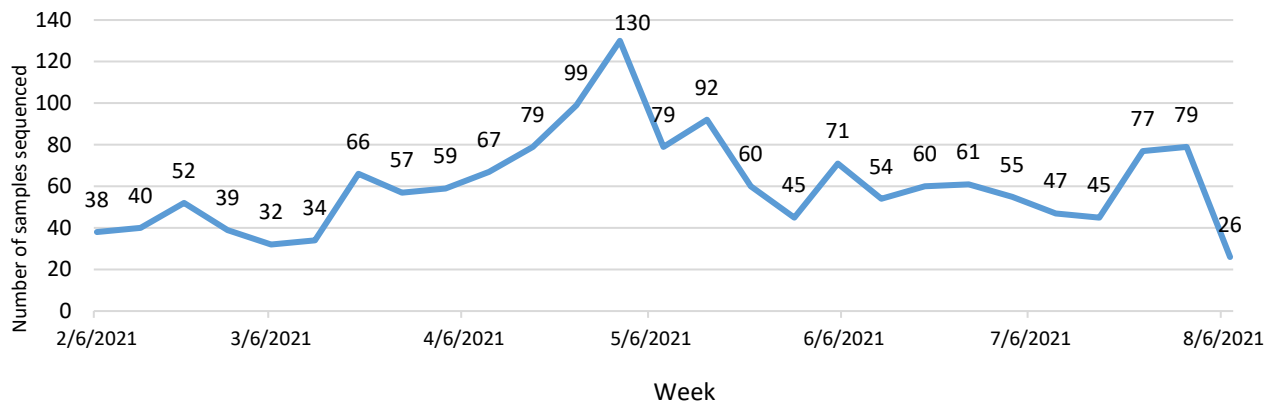
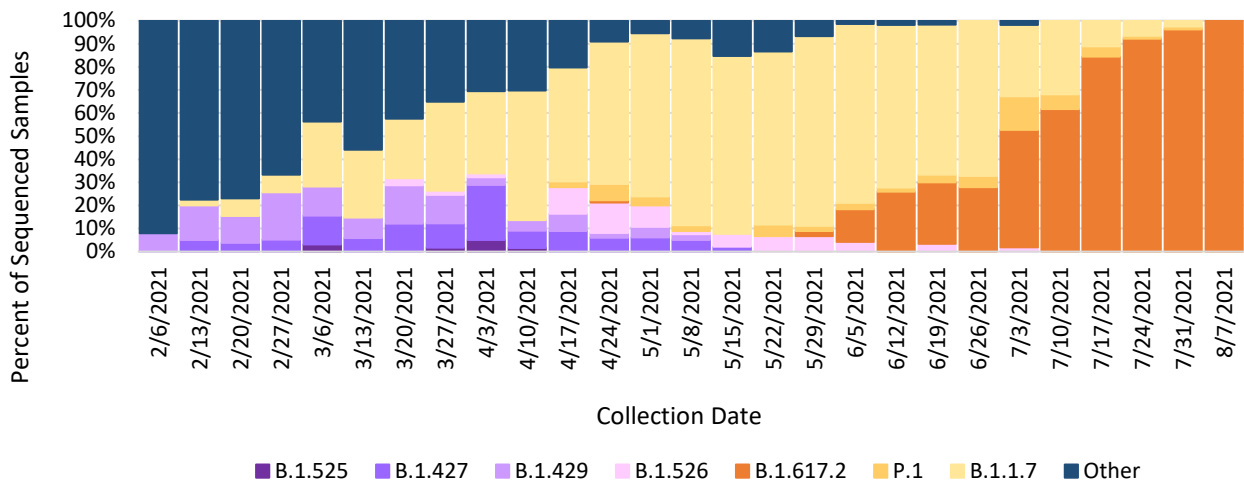


Figure 6. Percent of COVID-19 variants in sequenced samples by collection date, Montana 8/6/2021



A breakthrough COVID-19 infection is defined as a positive SARS-CoV-2 collected ≥ 14 days after completing the primary COVID-19 vaccine series of an FDA-authorized COVID-19 vaccine. Depending on the specific vaccine administered, completion of series could be one or two doses of vaccine. As of 8/6/2021, 446,252 (49% of eligible) Montanans have completed the COVID-19 vaccine series. To date, 788 cases of breakthrough infection have been reported in Montana, which is 4% of newly identified cases during this time period. Of these cases, 68 (9%) were hospitalized and 14 (2%) have died.

Hospitalizations and Deaths and Vaccination Status

COVID-19 related hospitalization and death data from **June 12 – August 6** (last 8 weeks) were analyzed to review vaccination status. Eighty-five percent of Montanans who were hospitalized and 69% of those who had died had not received a COVID-19 vaccine (Table 3). Of those tested, ten percent or less of hospitalizations or deaths were identified as a variant of concern.

Table 3. Vaccination status of reported COVID-19 hospitalizations and deaths – June 12 – August 6, 2021

	HOSPITALIZATIONS	DEATHS
TOTAL REPORTED	397	48
MEDIAN AGE (YEARS)	65	79
AGE RANGE (YEARS)	1-97	47-96
UNVACCINATED	337 (85%)	33 (69%)
VACCINATED (BREAKTHROUGH CASE)	60 (15%)	15 (31%)
VARIANTS OF CONCERN OR INTEREST AND NUMBER OF TYPES RELATED TO HOSPITALIZATIONS AND DEATHS*	31 (8%) 3 variant types	5 (10%) 2 variant types

**Not all breakthrough cases are sequenced. Additionally, when sequence testing is performed by a third-party laboratory, patient data is not identified. Therefore, it is difficult to determine hospitalization and death status of all sequenced specimens.*