

Weekly COVID-19 Update in Montana (as of 8/27/2021)

This report is a weekly snapshot of COVID-19 activity in Montana. Data is analyzed based on information available as of August 27, 2021. Data are provisional and expected to change as more information is received.

Case Data

Table 1. Summary of COVID-19 Activity – Montana, as of 8/27/2021

	TOTAL	RECENT WEEK	PERCENT CHANGE FROM PREVIOUS WEEK
REPORTED CASES	126,211	3,427	+30%
LABORATORY TESTS	1,607,005	31,183	+4%
HOSPITALIZATIONS	6,320	224	+14%
DEATHS	1,787	27	+13%

Figure 1. COVID-19 Cases and Hospitalizations over Time - Montana, as of 8/27/2021

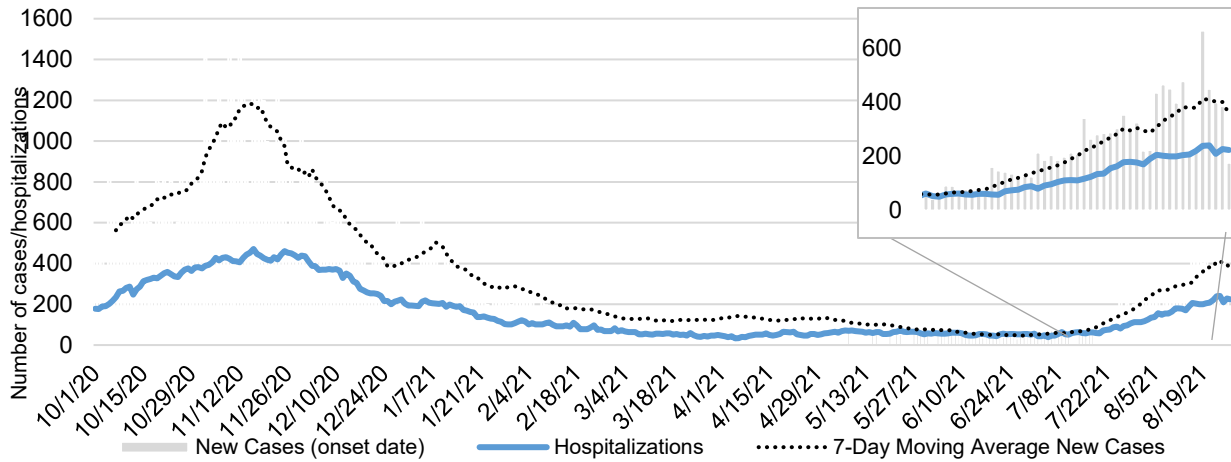
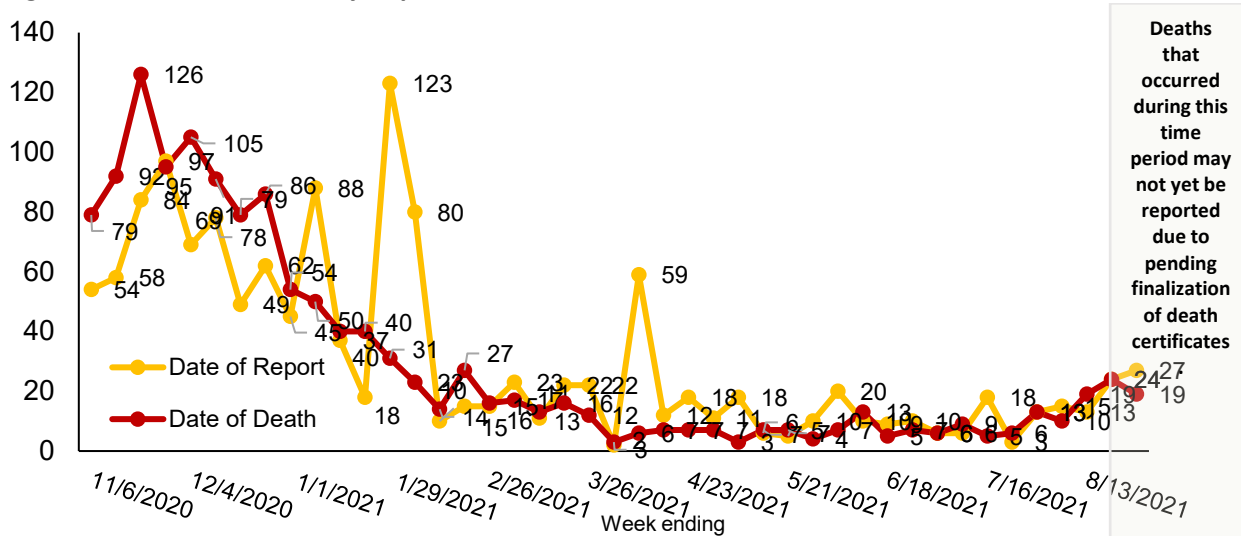


Figure 2. COVID-19 Deaths by Report Date and Date of Death – Montana, 11/1/2020 – 8/27/2021



Vaccine Data

Montana began vaccinating individuals in mid-December 2020 with a phased process: Phase 1A on December 14, 2020, Phase 1B on January 19, 2021, and Phase 1B+ on March 8, 2021. Vaccinations were opened to all Montanans age 16+ on April 1, 2021 and expanded to all Montanans age 12+ on May 10th, 2021. To date, 937,374 doses have been given across the state and 50% of the eligible population is considered fully vaccinated.

Table 2: COVID-19 Vaccine Doses Administered – Montana, as of 8/27/2021

	NUMBER	PERCENT OF ELIGIBLE POPULATION	8/13	8/20	8/27*
DOSE 1 ADMINISTERED	516,971	56%	6,461	6,449	5,436

*the data for the most recent week are preliminary and are expected to be an underestimate of the doses administered during the week, due to a reporting lag.

Figure 3. COVID-19 Vaccine Doses Administered by Week – Montana, as of 8/27/2021

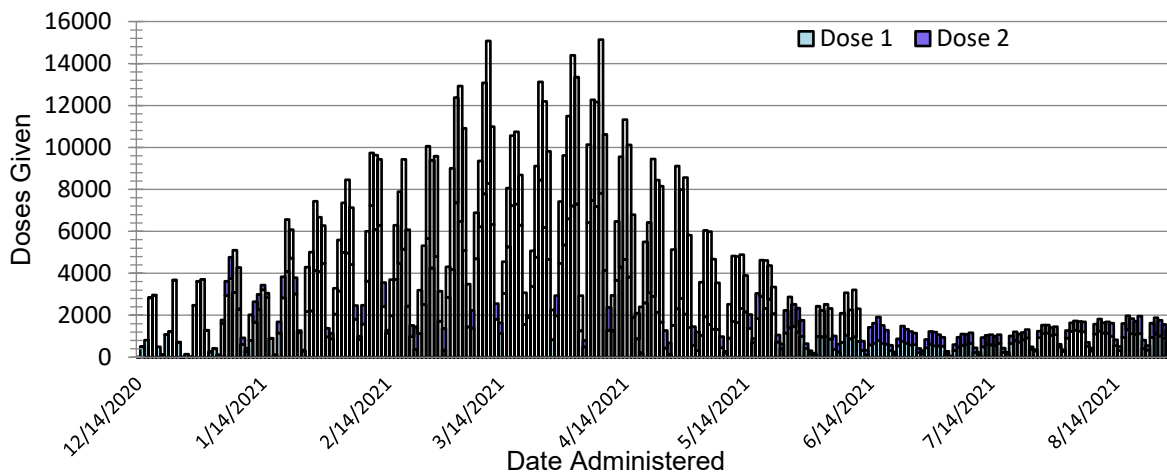
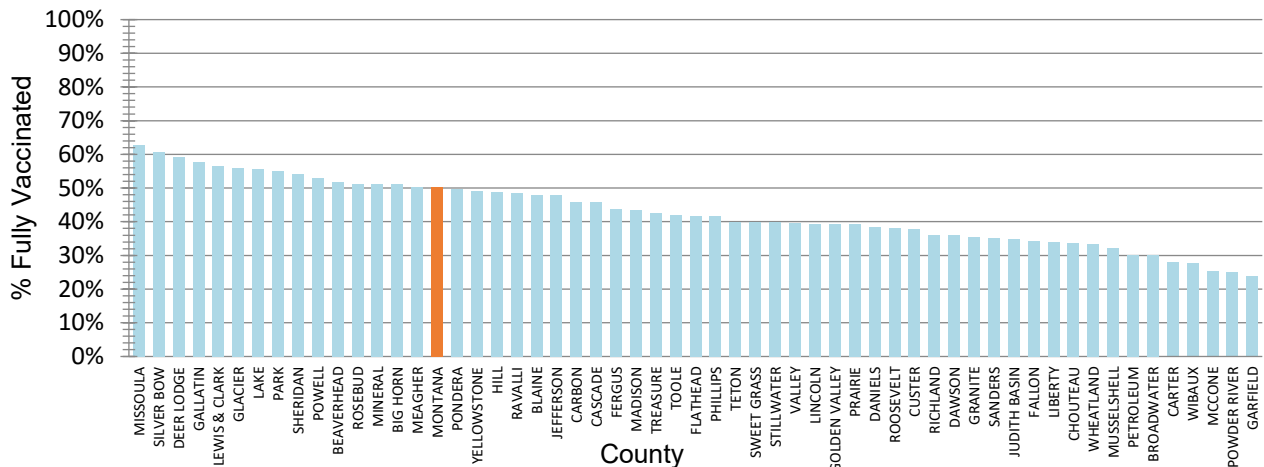


Figure 4. Percent of Eligible Montanans (12+ years) Fully Vaccinated by County – Montana, 8/27/2021



Variant and Breakthrough Cases

A variant has one or more mutations that differentiate it from other variants in circulation. Multiple variants of SARS-CoV-2 have been documented throughout this pandemic. There were 2,290 samples that were sequenced and reported to GISAID since January 2021. B.1.617.2 (Delta) has been the predominant variant in Montana in recent months. Of 225 specimens collected during the month of August that have been sequenced, 220 (98%) are Delta variant. Not all samples have enough genetic material to be sequenced. The charts below reflect information on specimens that were sequenced and reported to GISAID.

Figure 5. Number of COVID-19 samples sequenced by collection date, Montana 8/27/2021 [n=2,290]

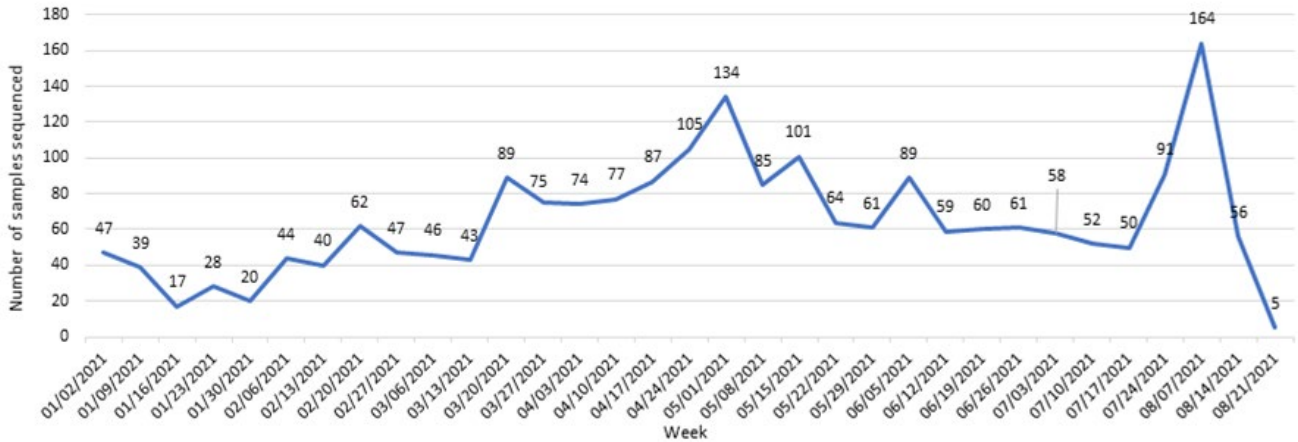
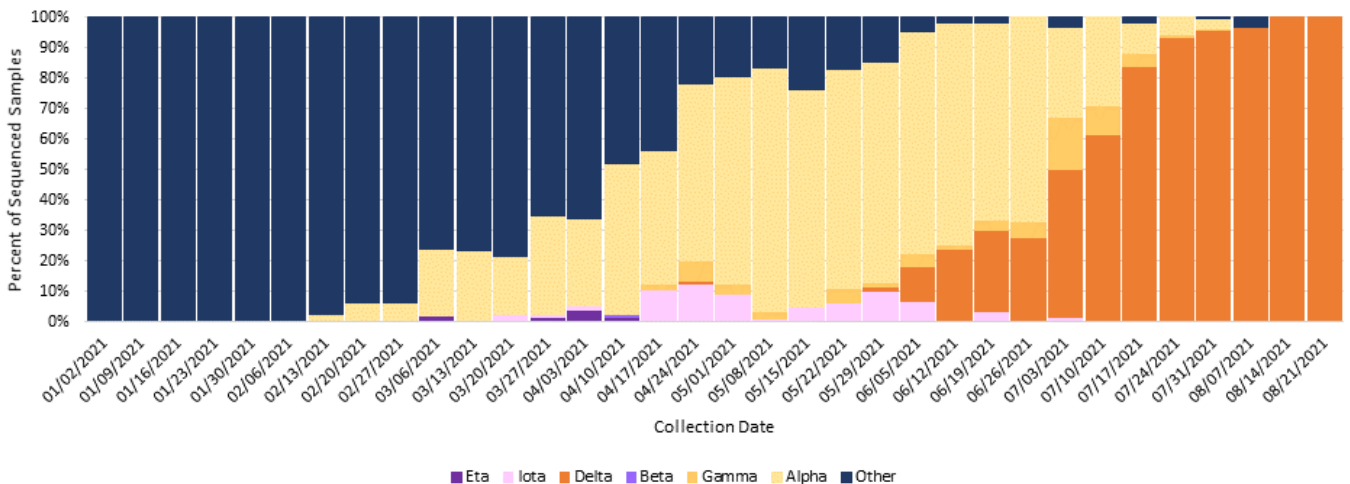


Figure 6. Percent of COVID-19 variants in sequenced samples by collection date, Montana 8/27/2021



A breakthrough COVID-19 infection is defined as a positive SARS-CoV-2 collected ≥ 14 days after completing the primary COVID-19 vaccine series of an FDA-authorized COVID-19 vaccine. Depending on the specific vaccine administered, completion of series could be one or two doses of vaccine. As of 8/31/21, Montana reports 2,663 cases of confirmed breakthrough disease, which includes 177 hospitalizations and 40 deaths. Of those with subtyping performed (n=198), 180 with subtyping performed are known to be infected with variants of concern or interest.

Hospitalizations and Deaths and Vaccination Status

COVID-19 related hospitalization and death data from **July 3 – August 27** (last 8 weeks) were analyzed to review vaccination status. Eighty-three percent of Montanans who were hospitalized and 72% of those who had died had not received a COVID-19 vaccine (Table 3).

Table 3. Vaccination status of COVID-19 hospitalizations and deaths – July 3 – August 27, 2021

	HOSPITALIZATIONS	DEATHS
TOTAL REPORTED	770	95
MEDIAN AGE (YEARS)	65	76
AGE RANGE (YEARS)	<1-97	38-95
UNVACCINATED	639 (83%)	68 (72%)
VACCINATED (BREAKTHROUGH CASE)	131 (17%)	27 (28%)