
COVID-19 Hospital Occupancy and Capacity in Montana

Status Report as of 9/6/2021

This report is updated every Monday

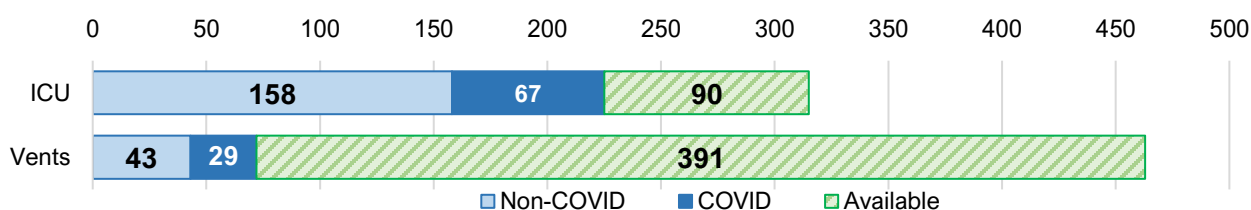
Statewide Snapshot

Beds, ICU, and ventilator availability are important factors to consider during the COVID-19 response. As cases require additional support, hospital resources respond to the increasing demand. Total availability and usage are depicted below, indicating the usage due to COVID-19.

Statewide Bed Use and Capacity



Statewide ICU and Ventilator Use and Capacity



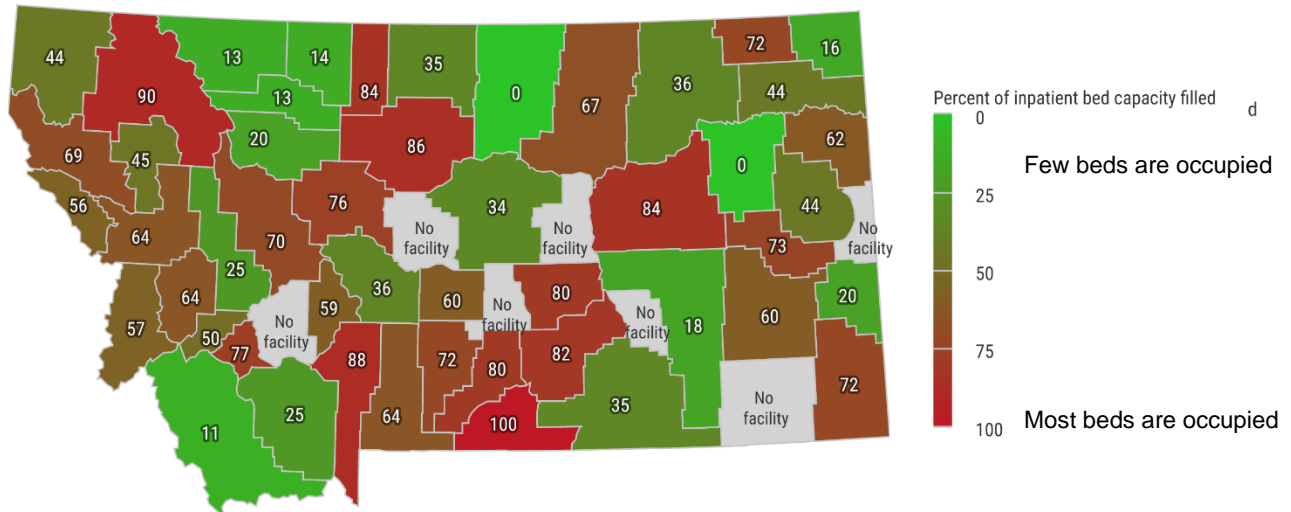
Hospitals report data on beds, ICU and ventilator capacity daily, among other indicators of readiness and ability to respond to COVID-19 at their local facility. Data is updated throughout the day and summarized by the end of day. Data is subject to change during the day, as demand changes throughout the day.

This report is based on the following data from Juvare - EMResource: HHS: All Hospital Inpatient Beds; HHS: All Hospital Inpatient Bed Occupancy; HHS: Adult confirmed-positive COVID; HHS: ICU Beds; HHS: Confirmed COVID in ICU; HHS: ICU Bed Occupancy; HHS: Total Mechanical ventilators; HHS: Mechanical ventilators in use; HHS: Hospitalized and ventilated COVID

There are 10 Prospective Payment System hospitals (PPS), four specialty and 50 Critical Access hospitals (CAH) in Montana. Below is a list of the percentage of hospitals in each category that have limited availability or are near capacity in the two categories: inpatient beds and intensive care units.

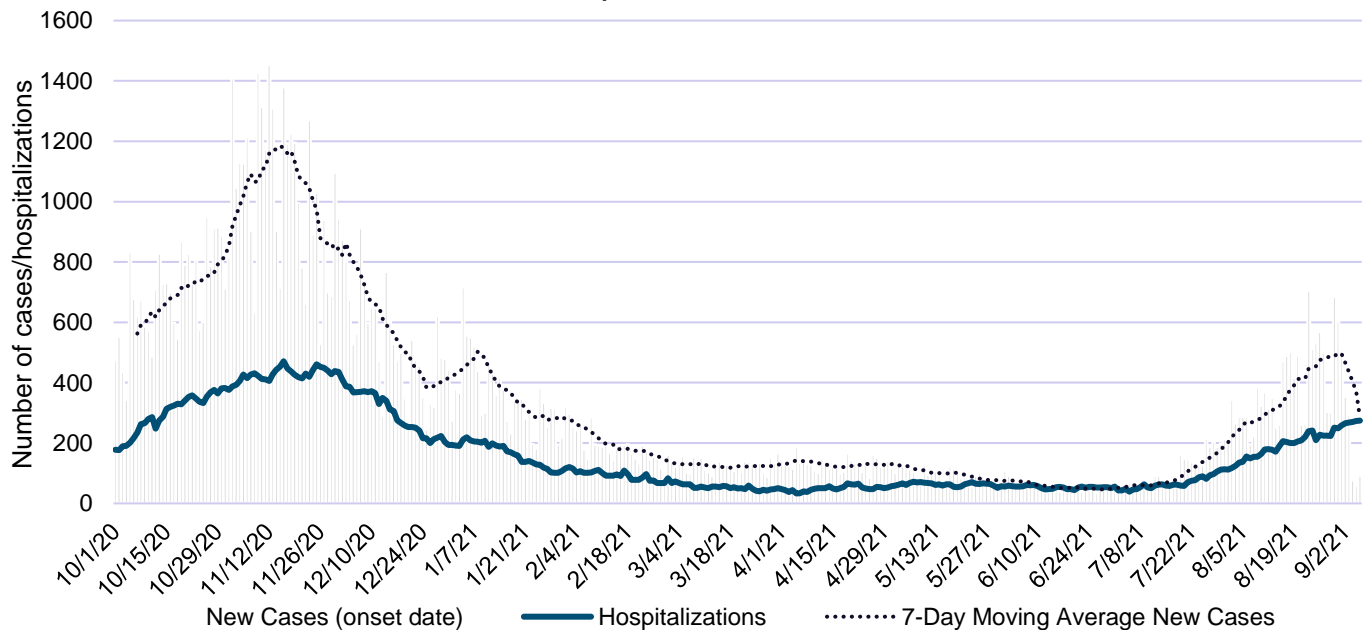
| | Limited bed availability or near capacity | | Limited ICU availability or near capacity | |
|--------------------------|---|-----|---|-----|
| PPS Hospital | 7 of 10 | 70% | 5 of 10 | 50% |
| Specialty Hospital | 1 of 4 | 25% | Not applicable | |
| Critical Access Hospital | 12 of 50 | 24% | 1 of 13 | 8% |

Bed capacity varies by region and indicates severity of strain on hospital beds as COVID-19 cases increase in different areas of the state. This map displays the percentage of inpatient beds occupied. Green shading indicates more beds are open, red shading indicates nearing capacity. A list of facilities by county can be found at the end of this report.



COVID-19 hospitalizations change over time. As reports of new COVID-19 cases increase, the demand on hospital beds increases as well. The changes over time illustrate occupancy in relation to past caseloads and hospital occupancy by COVID-19 patients. The figure represents the trend in hospitalizations (blue solid line) and daily new case reports over a 7-day moving average (grey dashed line).

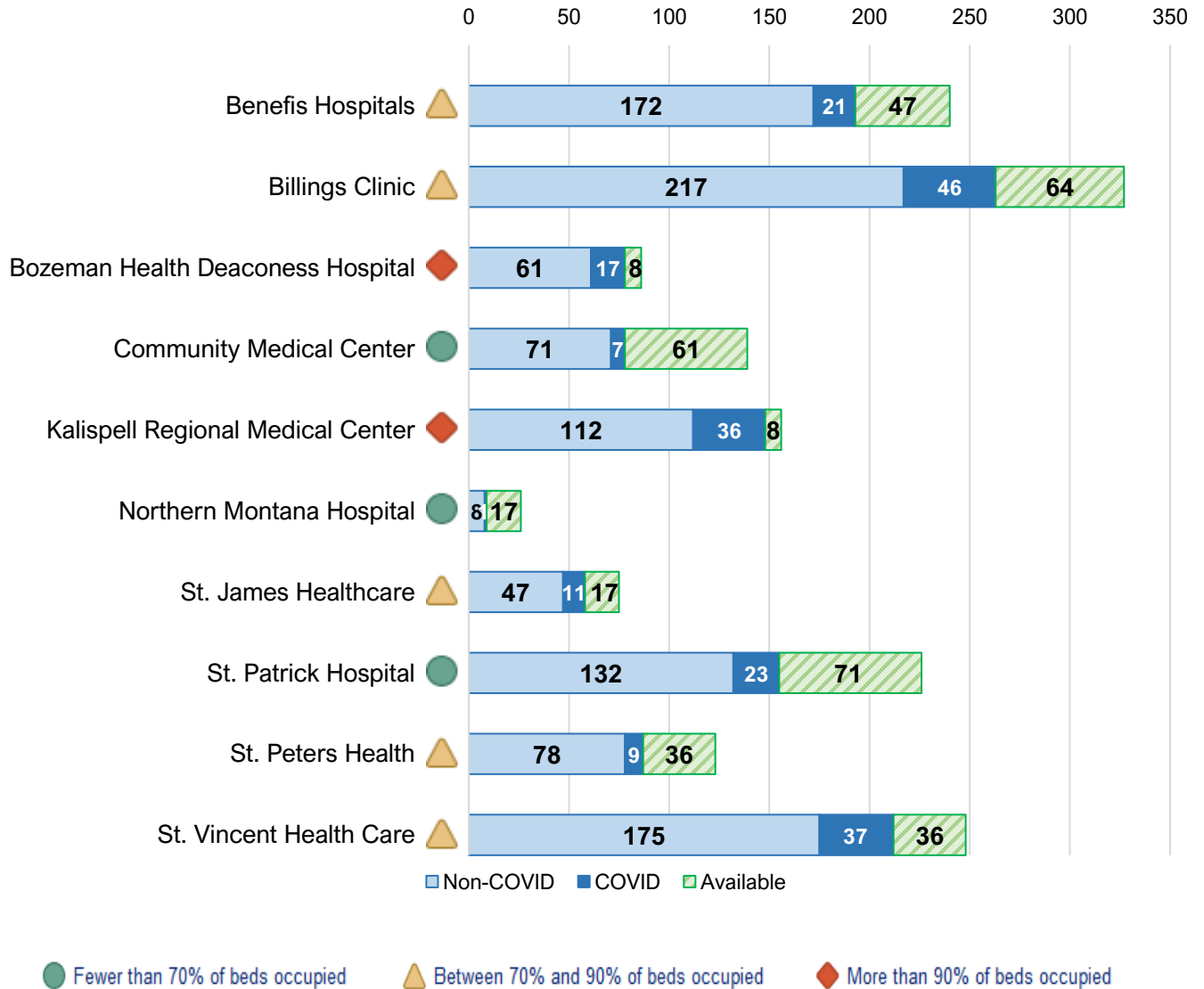
COVID-19 Cases and Hospitalizations - Montana, as of 9/6/2021



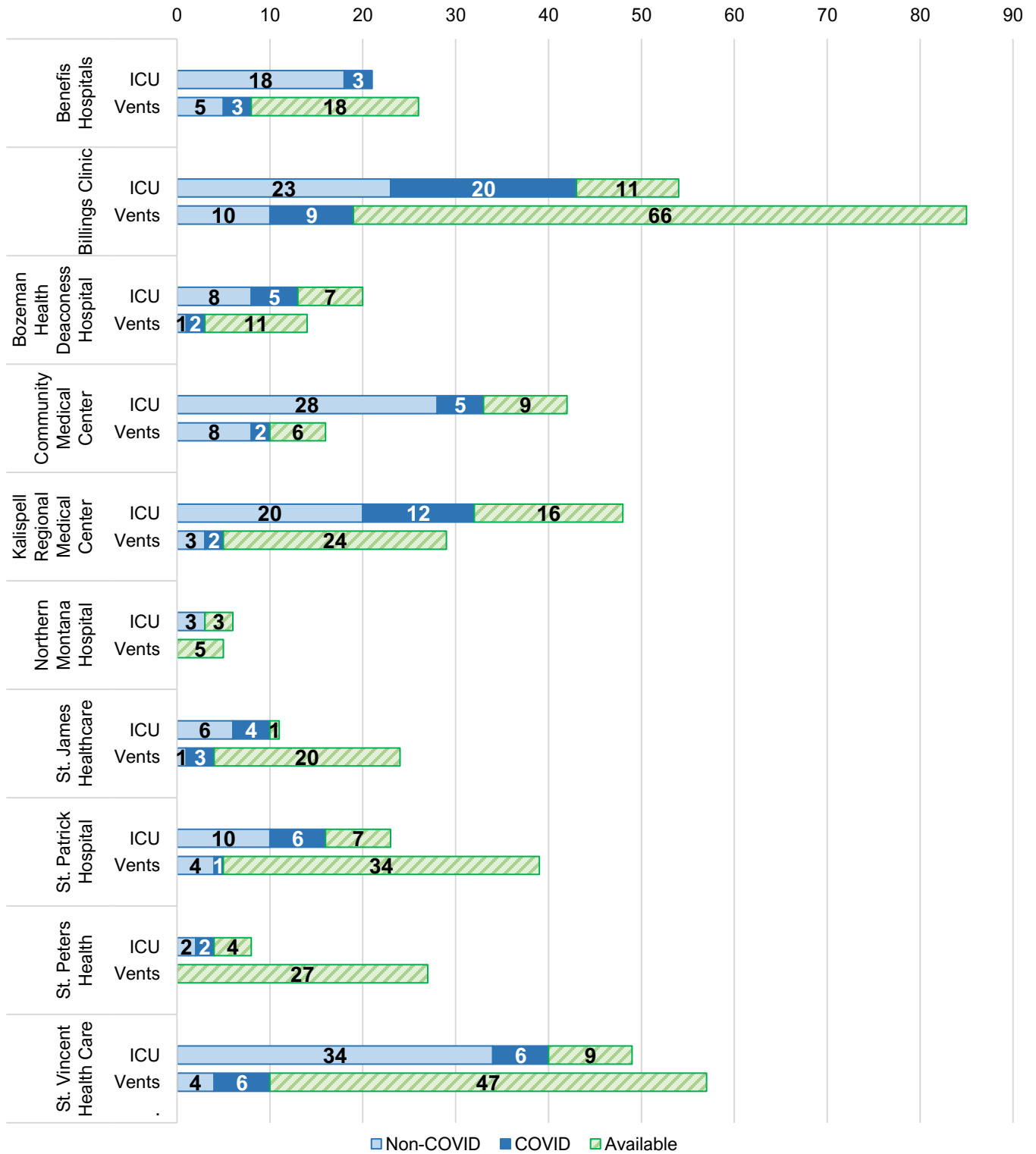
Large Hospitals

Inpatient bed capacity and availability is listed below. Hospitals are listed by type, beginning with Prospective Payment System (PPS) hospitals, followed by specialty hospitals and Critical Access hospitals (CAH).

Bed Use and Capacity by Hospital

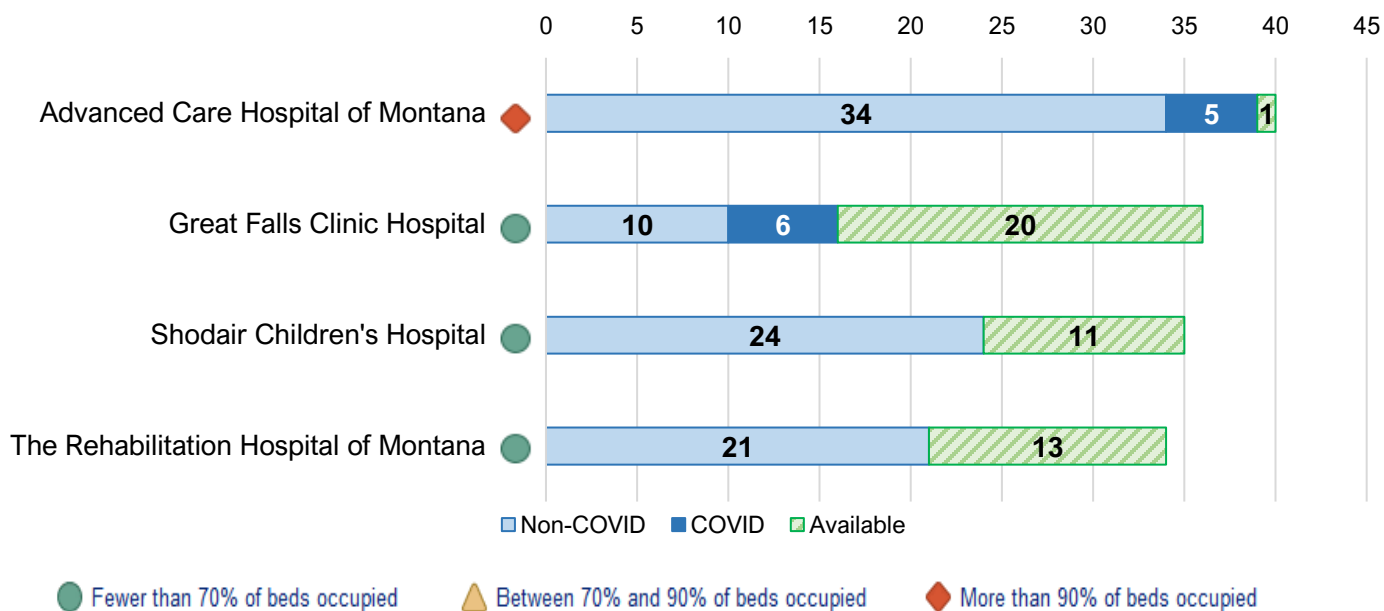


ICU and Ventilator Use and Capacity by Hospital

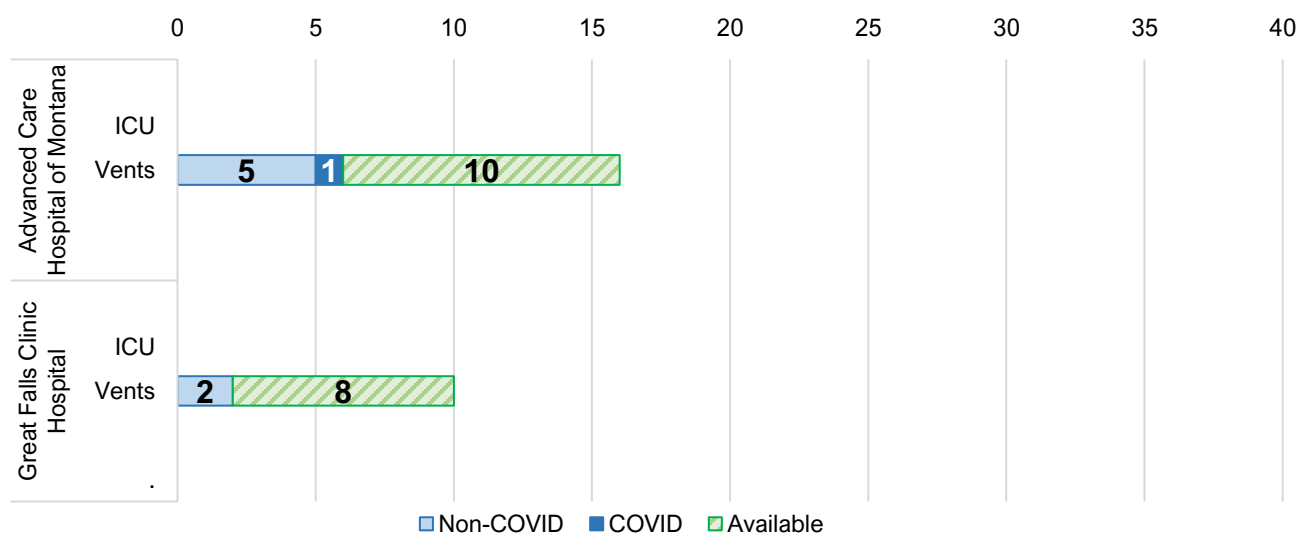


Specialty Hospitals

Bed Use and Capacity by Hospital

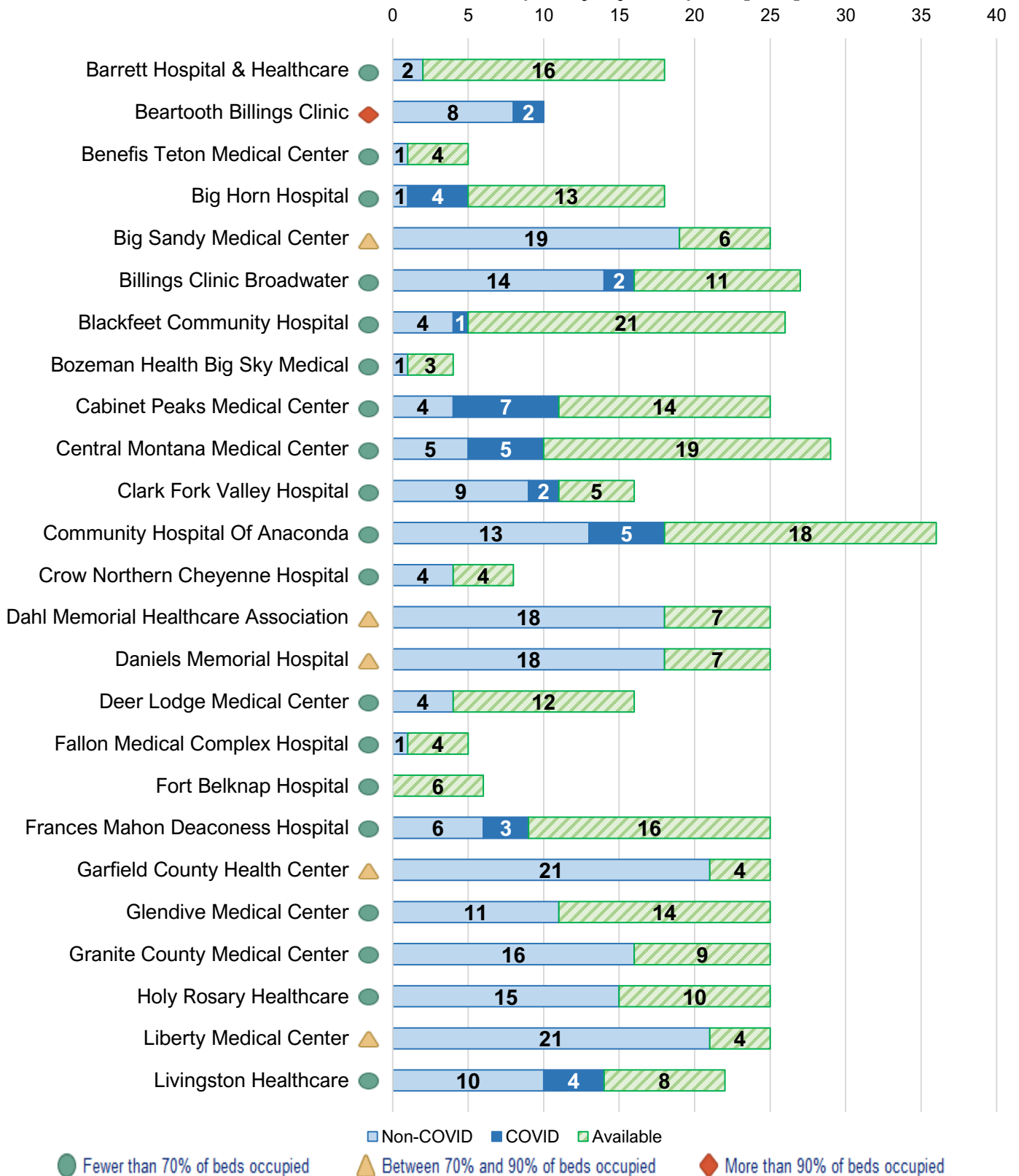


ICU and Ventilator Use and Capacity by Hospital

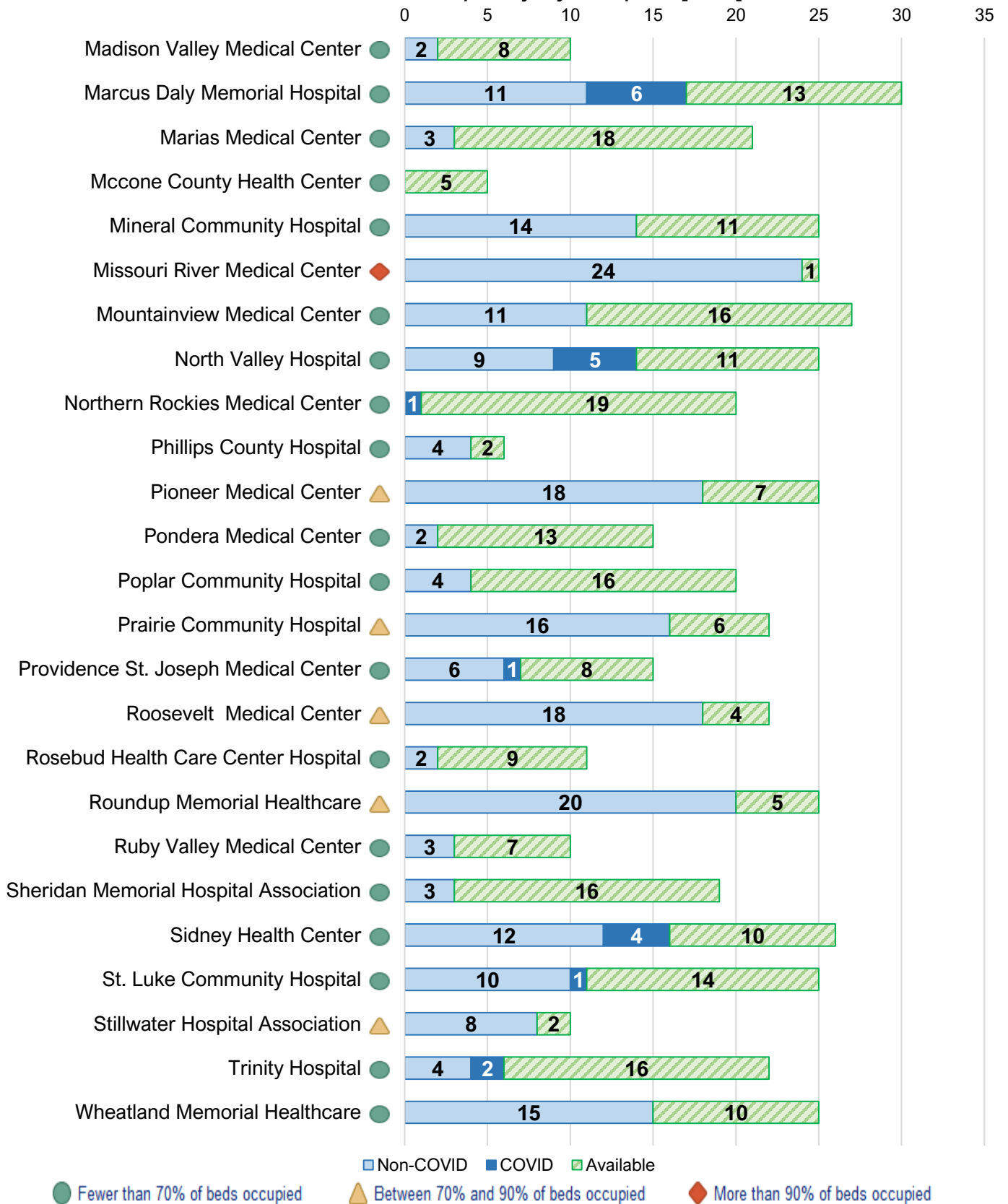


Critical Access Hospitals

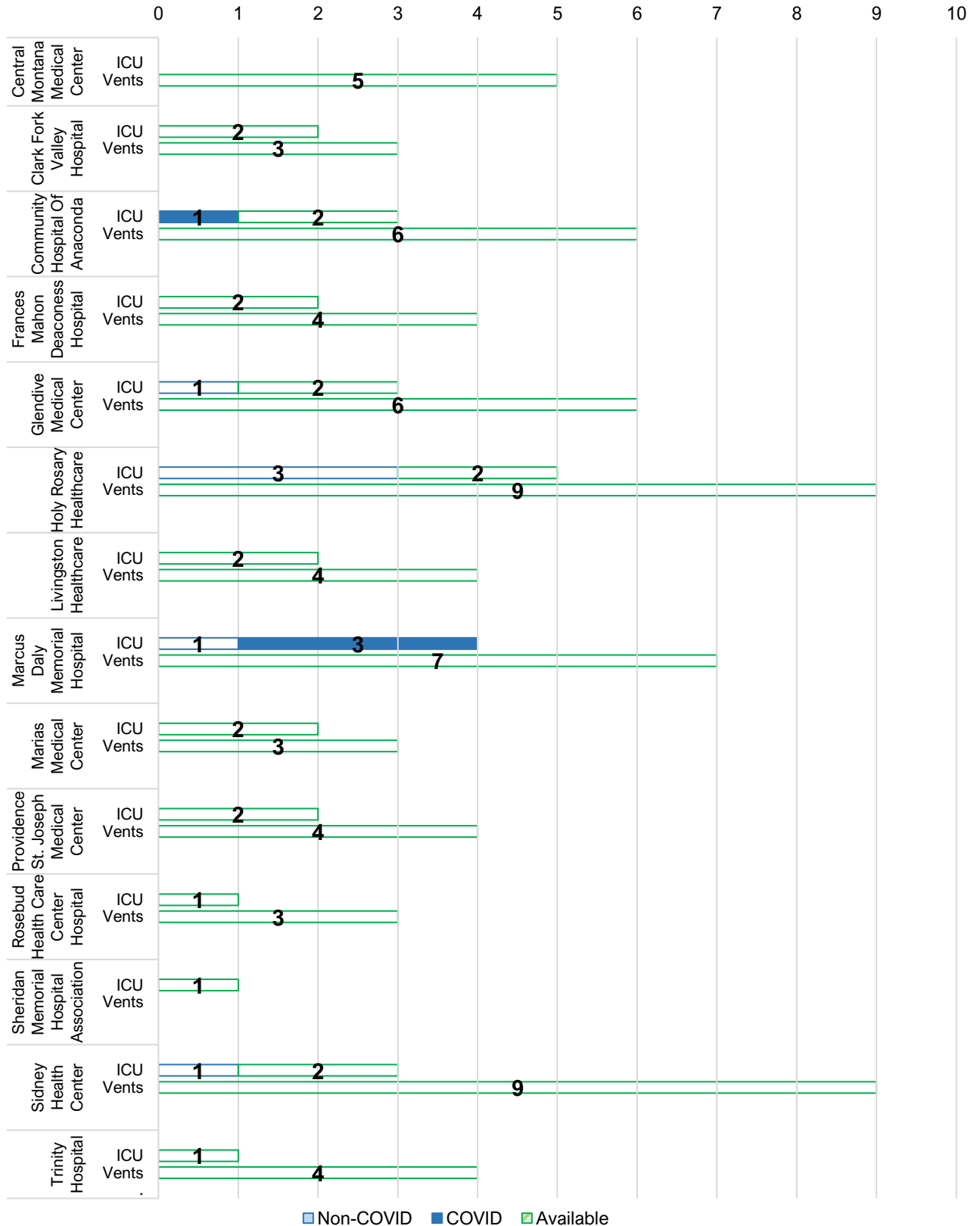
Bed Use and Capacity by Hospital [A-L]



Bed Use and Capacity by Hospital [M-Z]



ICU and Ventilator Use and Capacity by Hospital*



*Only facilities with ICU and ventilator capacity are shown.

List of facilities by county

| | |
|-----------------|---|
| Beaverhead | Barrett Hospital & Healthcare |
| Big Horn | Big Horn Hospital Crow Northern Cheyenne Hospital |
| Blaine | Fort Belknap Hospital |
| Broadwater | Billings Clinic Broadwater |
| Carbon | Beartooth Billings Clinic |
| Carter | Dahl Memorial Healthcare Association |
| Cascade | Benefis Hospitals Great Falls Clinic Hospital |
| Chouteau | Big Sandy Medical Center Missouri River Medical Center |
| Custer | Holy Rosary Healthcare |
| Daniels | Daniels Memorial Hospital |
| Dawson | Glendive Medical Center |
| Deer Lodge | Community Hospital Of Anaconda |
| Fallon | Fallon Medical Complex Hospital |
| Fergus | Central Montana Medical Center |
| Flathead | Kalispell Regional Health North Valley Hospital |
| Gallatin | Bozeman Health Big Sky Medical Bozeman Health Deaconess Hospital |
| Garfield | Garfield County Health Center |
| Glacier | Blackfeet Community Hospital Northern Rockies Medical Center |
| Granite | Granite County Medical Center |
| Hill | Northern Montana Hospital |
| Lake | Providence St. Joseph Medical Center St. Luke Community Hospital |
| Lewis and Clark | Shodair Children's Hospital St. Peters Health |
| Liberty | Liberty Medical Center |
| Lincoln | Cabinet Peaks Medical Center |
| Madison | Madison Valley Medical Center Ruby Valley Medical Center |
| McCone | McCone County Health Center |
| Meagher | Mountainview Medical Center |
| Mineral | Mineral Community Hospital |
| Missoula | Community Medical Center St. Patrick Hospital |
| Musselshell | Roundup Memorial Healthcare |

| | |
|-------------|---|
| Park | Livingston Healthcare |
| Phillips | Phillips County Hospital |
| Pondera | Pondera Medical Center |
| Powell | Deer Lodge Medical Center |
| Prairie | Prairie Community Hospital |
| Ravalli | Marcus Daly Memorial Hospital |
| Richland | Sidney Health Center |
| Roosevelt | Poplar Community Hospital Roosevelt Medical Center Trinity Hospital |
| Rosebud | Rosebud Health Care Center Hospital |
| Sanders | Clark Fork Valley Hospital |
| Sheridan | Sheridan Memorial Hospital Association |
| Silver Bow | St. James Healthcare |
| Stillwater | Stillwater Hospital Association |
| Sweet Grass | Pioneer Medical Center |
| Teton | Benefis Teton Medical Center |
| Toole | Marias Medical Center |
| Valley | Frances Mahon Deaconess Hospital |
| Wheatland | Wheatland Memorial Healthcare |
| Yellowstone | Advanced Care Hospital of Montana Billings Clinic St. Vincent Health Care The Rehabilitation Hospital of Montana |