
COVID-19 Hospital Occupancy and Capacity in Montana

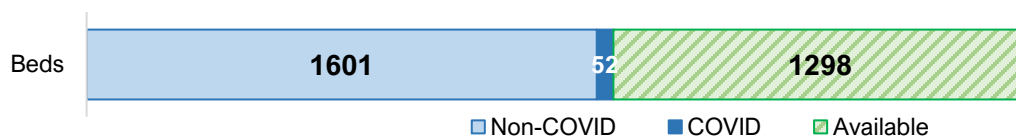
Status Report as of 3/8/2021

This report is updated every Monday

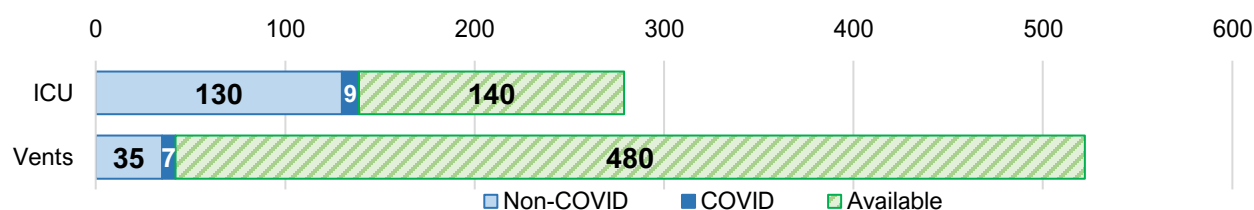
Statewide Snapshot

Beds, ICU, and ventilator availability are important factors to consider during the COVID-19 response. As cases require additional support, hospital resources respond to the increasing demand. Total availability and usage are depicted below, indicating the usage due to COVID-19.

Statewide Bed Use and Capacity



Statewide ICU and Ventilator Use and Capacity



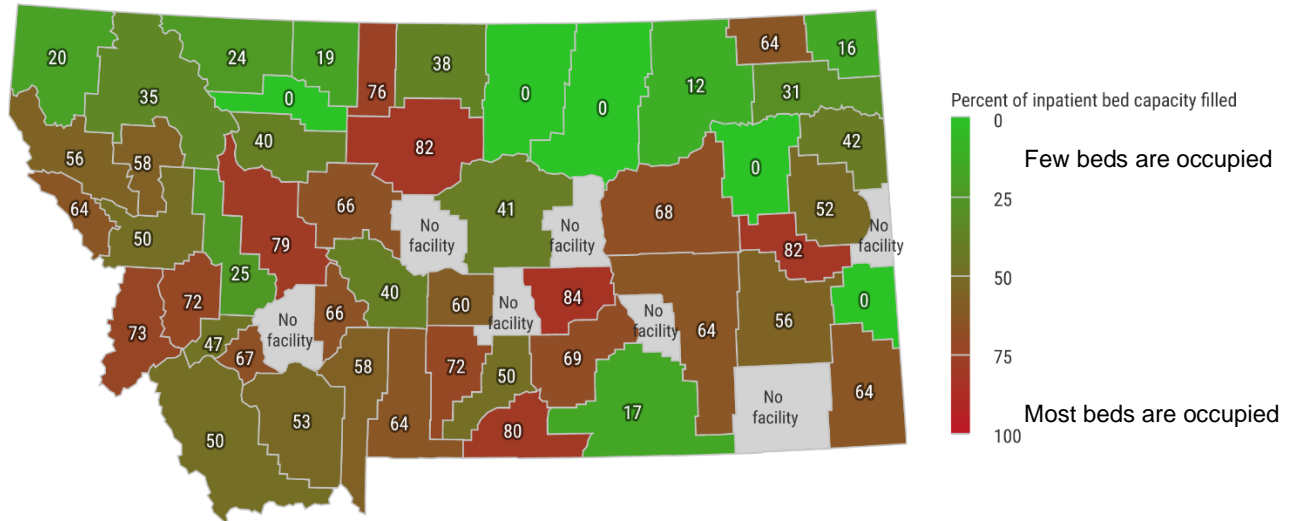
Hospitals report data on beds, ICU and ventilator capacity daily, among other indicators of readiness and ability to respond to COVID-19 at their local facility. Data is updated throughout the day and summarized by the end of day. Data is subject to change during the day, as demand changes throughout the day.

This report is based on the following data from Juvare - EMResource: HHS: All Hospital Inpatient Beds; HHS: All Hospital Inpatient Bed Occupancy; HHS: Adult confirmed-positive COVID; HHS: ICU Beds; HHS: Confirmed COVID in ICU; HHS: ICU Bed Occupancy; HHS: Total Mechanical ventilators; HHS: Mechanical ventilators in use; HHS: Hospitalized and ventilated COVID

There are 10 Prospective Payment System hospitals (PPS), four specialty and 50 Critical Access hospitals (CAH) in Montana. Below is a list of the percentage of hospitals in each category that have limited availability or are near capacity in the two categories: inpatient beds and intensive care units.

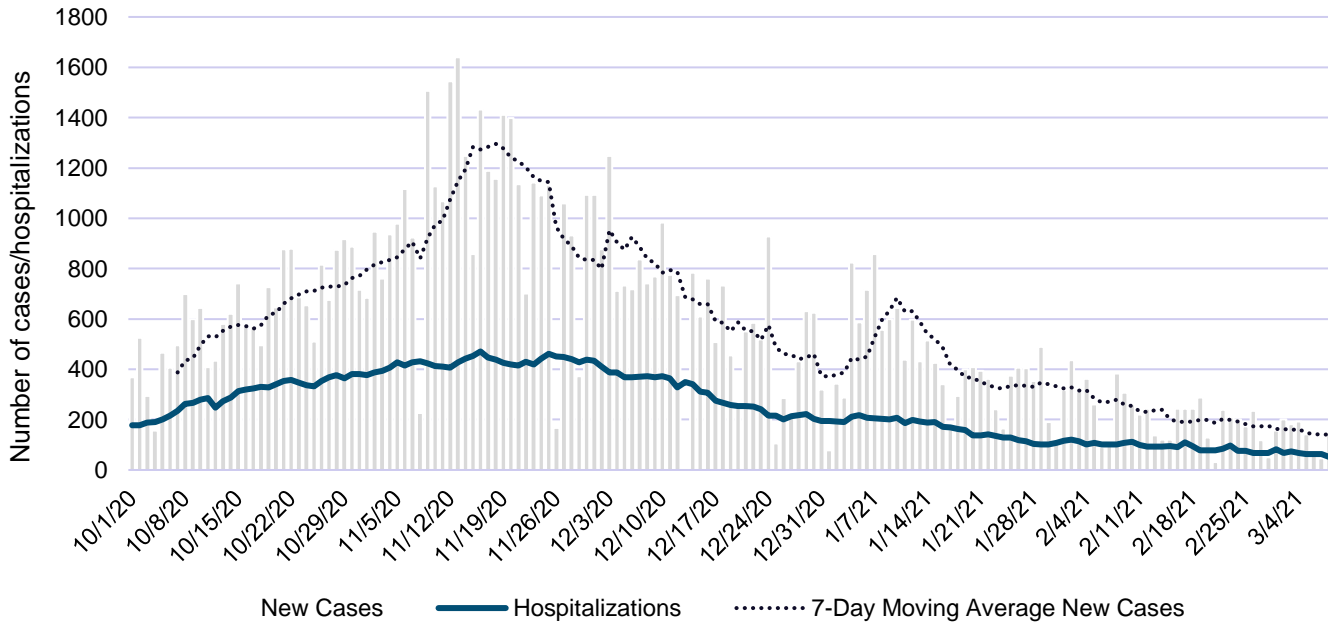
	Limited bed availability or near capacity		Limited ICU availability or near capacity	
PPS Hospital	6 of 10	30%	3 of 10	30%
Specialty Hospital	3 of 4	75%	Not applicable	
Critical Access Hospital	12 of 50	24%	1 of 13	8%

Bed capacity varies by region and indicates severity of strain on hospital beds as COVID-19 cases increase in different areas of the state. This map displays the percentage of inpatient beds occupied. Green shading indicates more beds are open, red shading indicates nearing capacity. A list of facilities by county can be found at the end of this report.



COVID-19 hospitalizations change over time. As reports of new COVID-19 cases increase, the demand on hospital beds increases as well. The changes over time illustrate occupancy in relation to past caseloads and hospital occupancy by COVID-19 patients. The figure represents the trend in hospitalizations (blue solid line) and daily new case reports over a 7-day moving average (grey dashed line).

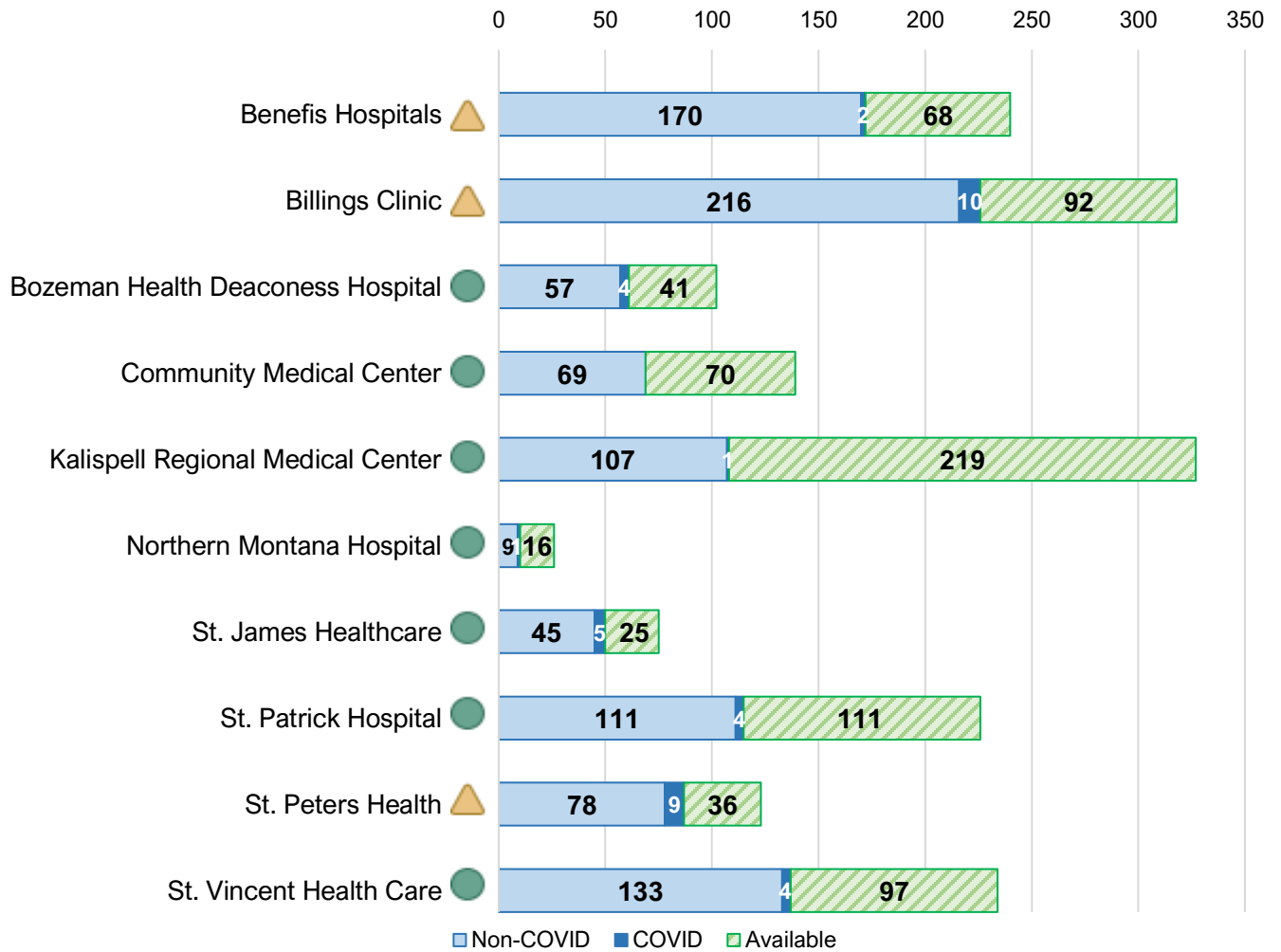
COVID-19 Cases and Hospitalizations - Montana, as of 3/8/2021



Large Hospitals

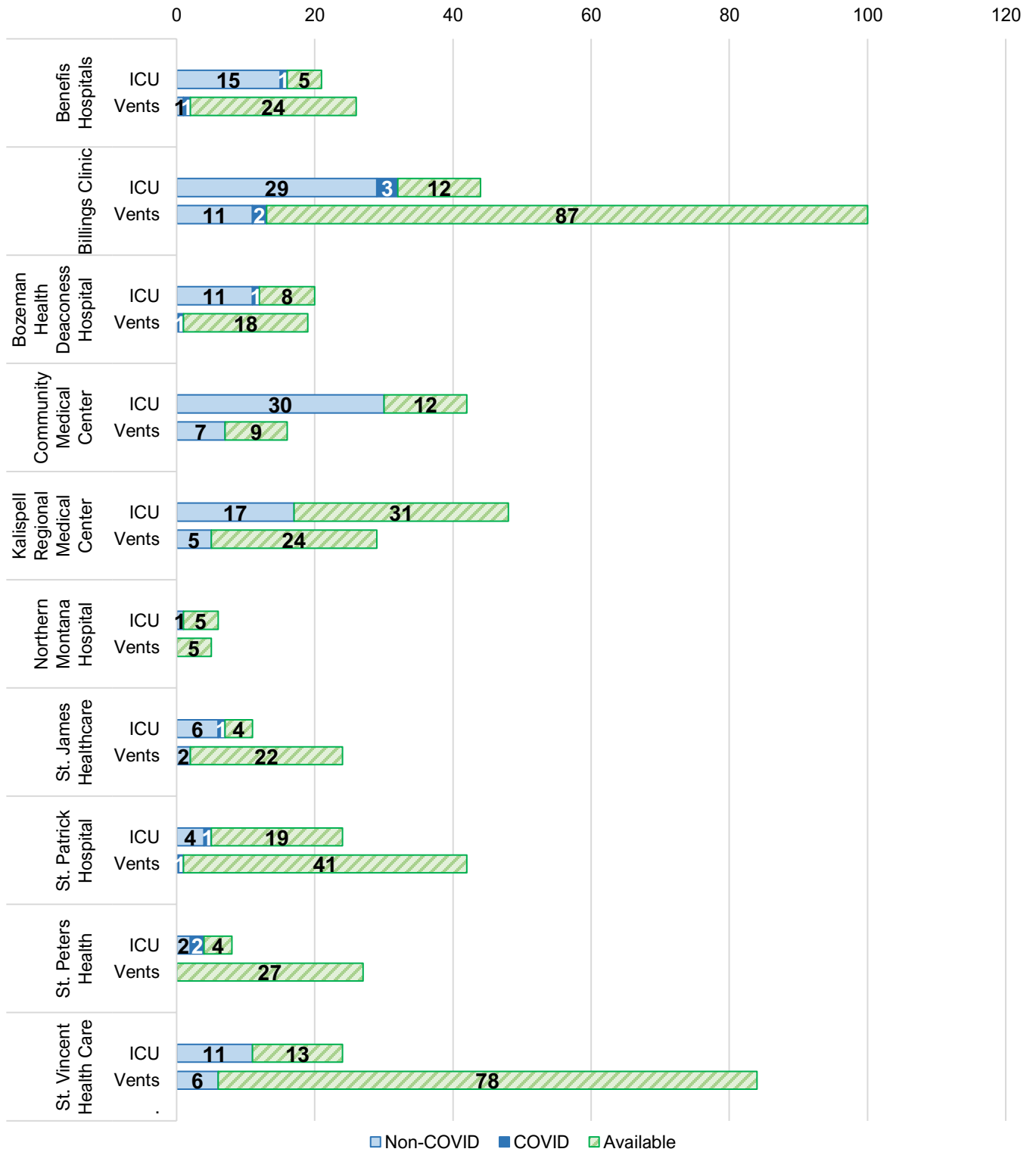
Inpatient bed capacity and availability is listed below. Hospitals are listed by type, beginning with Prospective Payment System (PPS) hospitals, followed by specialty hospitals and Critical Access hospitals (CAH).

Bed Use and Capacity by Hospital



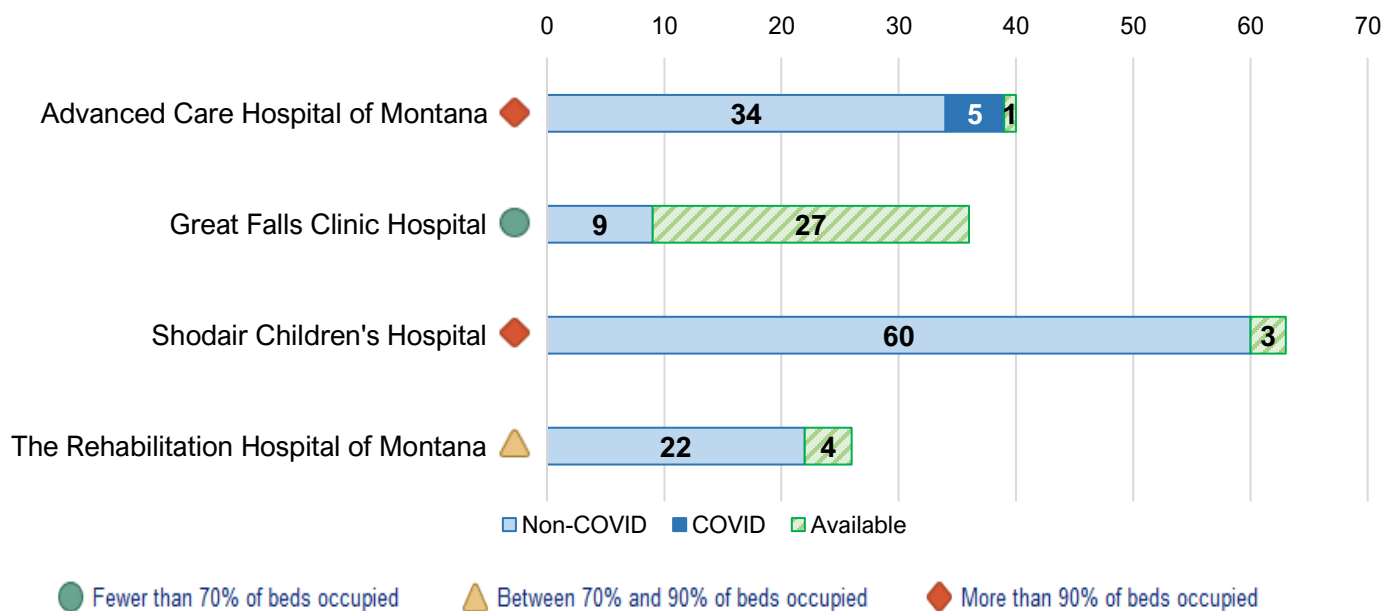
● Fewer than 70% of beds occupied
 ▲ Between 70% and 90% of beds occupied
 ◆ More than 90% of beds occupied

ICU and Ventilator Use and Capacity by Hospital

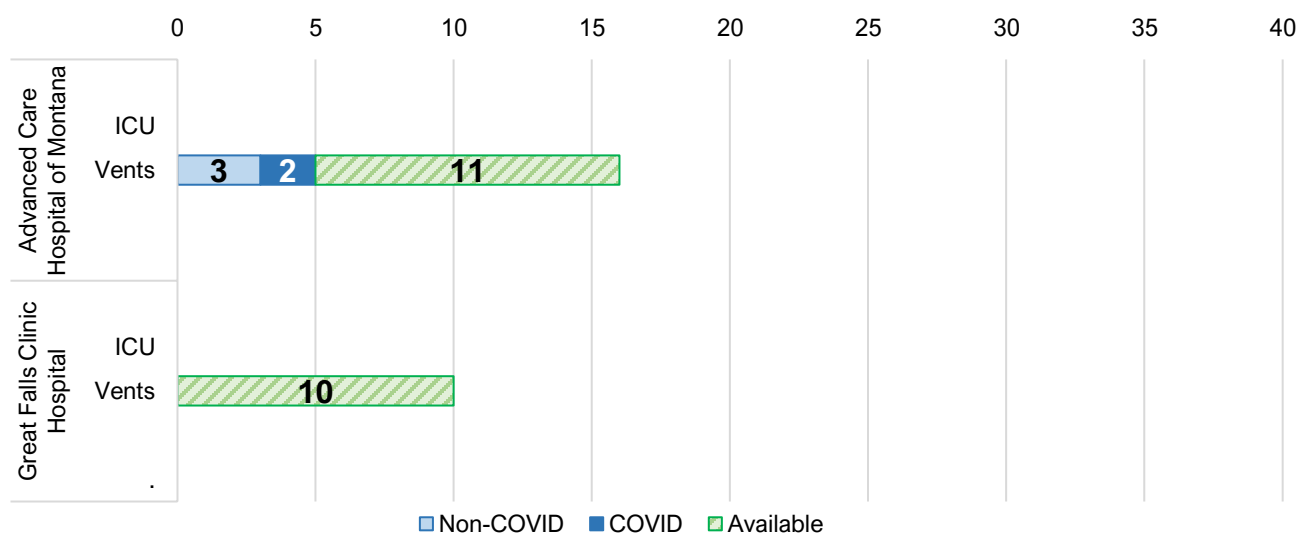


Specialty Hospitals

Bed Use and Capacity by Hospital

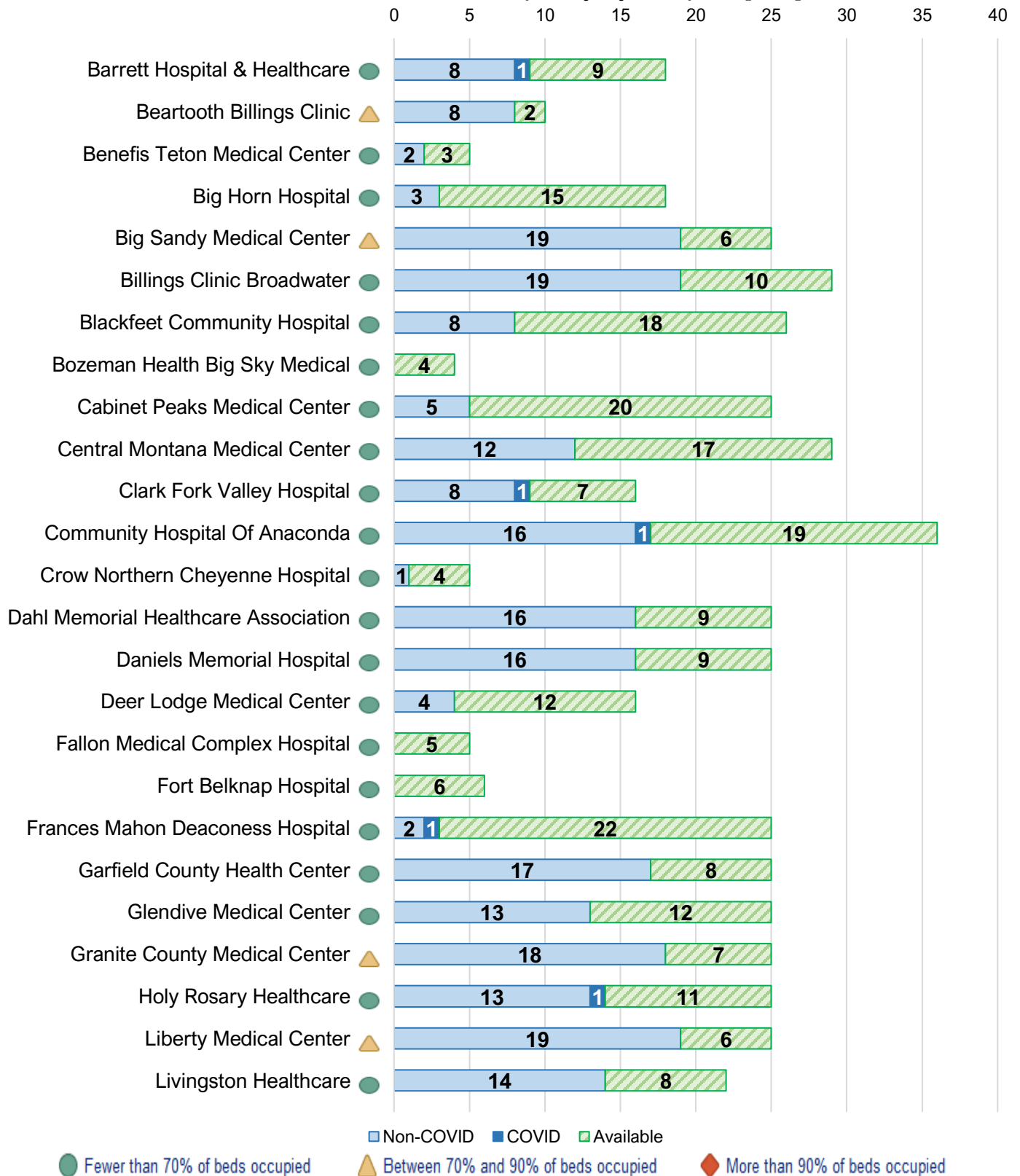


ICU and Ventilator Use and Capacity by Hospital

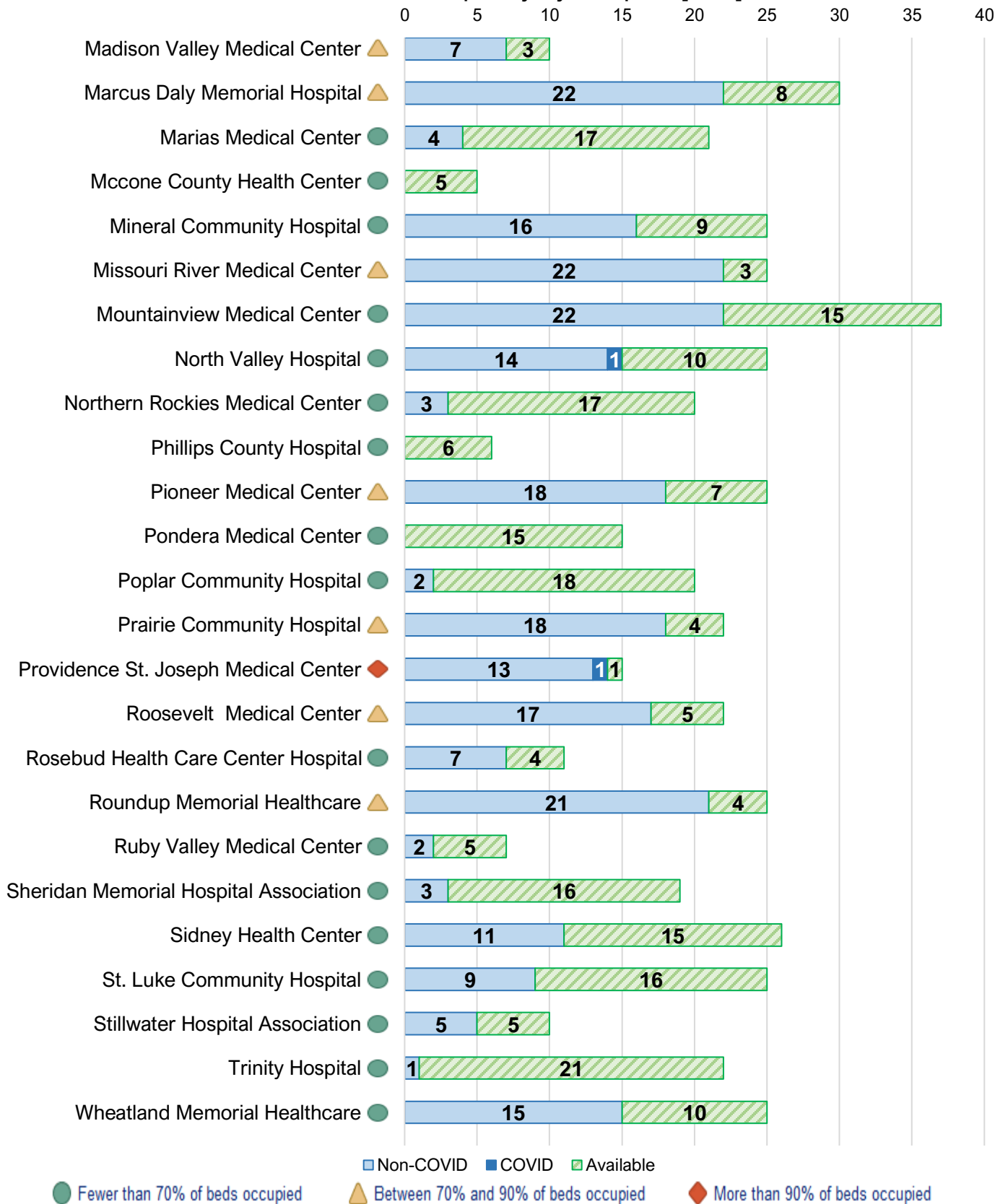


Critical Access Hospitals

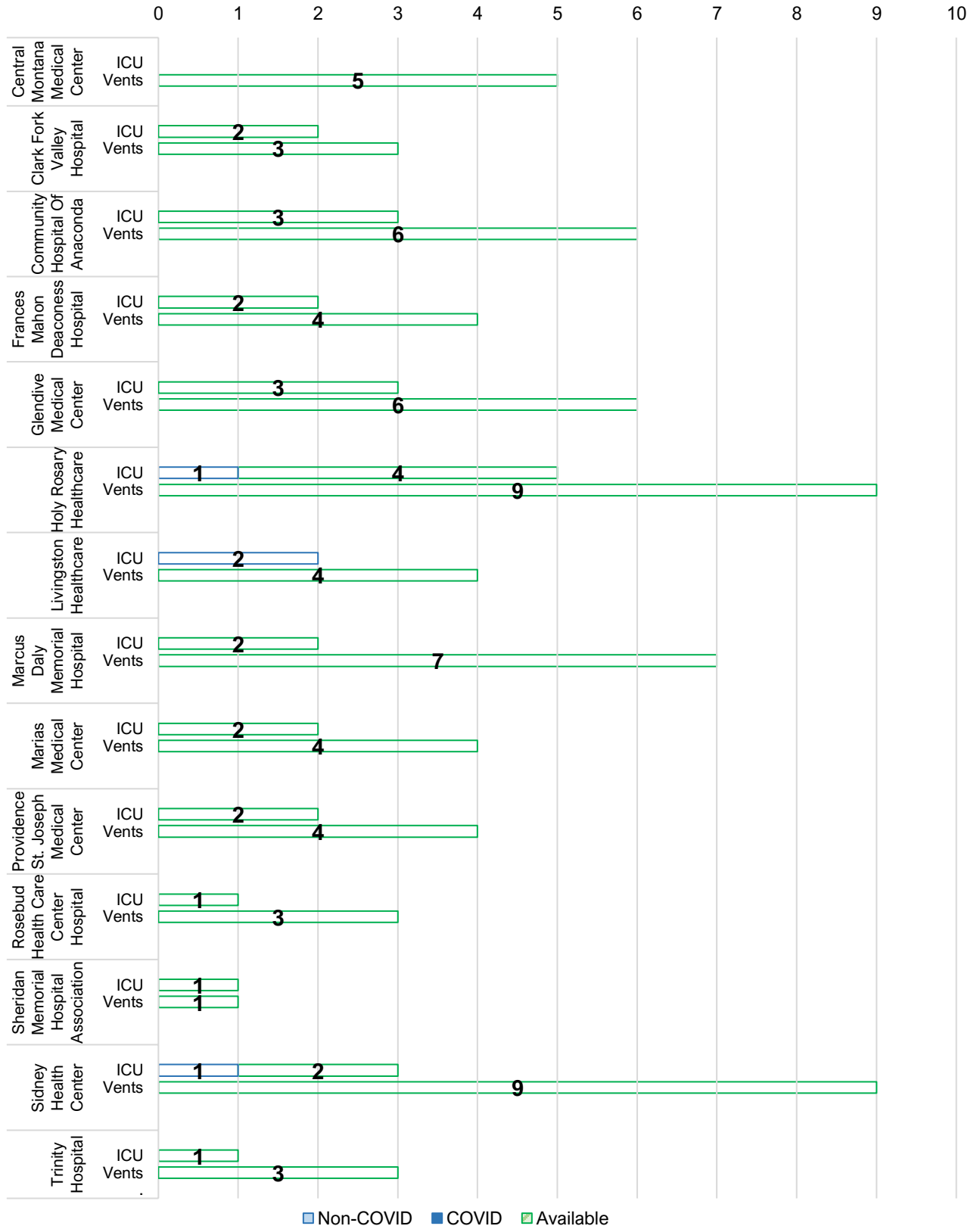
Bed Use and Capacity by Hospital [A-L]



Bed Use and Capacity by Hospital [M-Z]



ICU and Ventilator Use and Capacity by Hospital*



*Only facilities with ICU and ventilator capacity are shown.

List of facilities by county

Beaverhead	Barrett Hospital & Healthcare
Big Horn	Big Horn Hospital Crow Northern Cheyenne Hospital
Blaine	Fort Belknap Hospital
Broadwater	Billings Clinic Broadwater
Carbon	Beartooth Billings Clinic
Carter	Dahl Memorial Healthcare Association
Cascade	Benefis Hospitals Great Falls Clinic Hospital
Chouteau	Big Sandy Medical Center Missouri River Medical Center
Custer	Holy Rosary Healthcare
Daniels	Daniels Memorial Hospital
Dawson	Glendive Medical Center
Deer Lodge	Community Hospital Of Anaconda
Fallon	Fallon Medical Complex Hospital
Fergus	Central Montana Medical Center
Flathead	Kalispell Regional Health North Valley Hospital
Gallatin	Bozeman Health Big Sky Medical Bozeman Health Deaconess Hospital
Garfield	Garfield County Health Center
Glacier	Blackfeet Community Hospital Northern Rockies Medical Center
Granite	Granite County Medical Center
Hill	Northern Montana Hospital
Lake	Providence St. Joseph Medical Center St. Luke Community Hospital
Lewis and Clark	Shodair Children's Hospital St. Peters Health
Liberty	Liberty Medical Center
Lincoln	Cabinet Peaks Medical Center
Madison	Madison Valley Medical Center Ruby Valley Medical Center
McCone	McCone County Health Center
Meagher	Mountainview Medical Center
Mineral	Mineral Community Hospital
Missoula	Community Medical Center St. Patrick Hospital
Musselshell	Roundup Memorial Healthcare

Park	Livingston Healthcare
Phillips	Phillips County Hospital
Pondera	Pondera Medical Center
Powell	Deer Lodge Medical Center
Prairie	Prairie Community Hospital
Ravalli	Marcus Daly Memorial Hospital
Richland	Sidney Health Center
Roosevelt	Poplar Community Hospital Roosevelt Medical Center Trinity Hospital
Rosebud	Rosebud Health Care Center Hospital
Sanders	Clark Fork Valley Hospital
Sheridan	Sheridan Memorial Hospital Association
Silver Bow	St. James Healthcare
Stillwater	Stillwater Hospital Association
Sweet Grass	Pioneer Medical Center
Teton	Benefis Teton Medical Center
Toole	Marias Medical Center
Valley	Frances Mahon Deaconess Hospital
Wheatland	Wheatland Memorial Healthcare
Yellowstone	Advanced Care Hospital of Montana Billings Clinic St. Vincent Health Care The Rehabilitation Hospital of Montana