



















































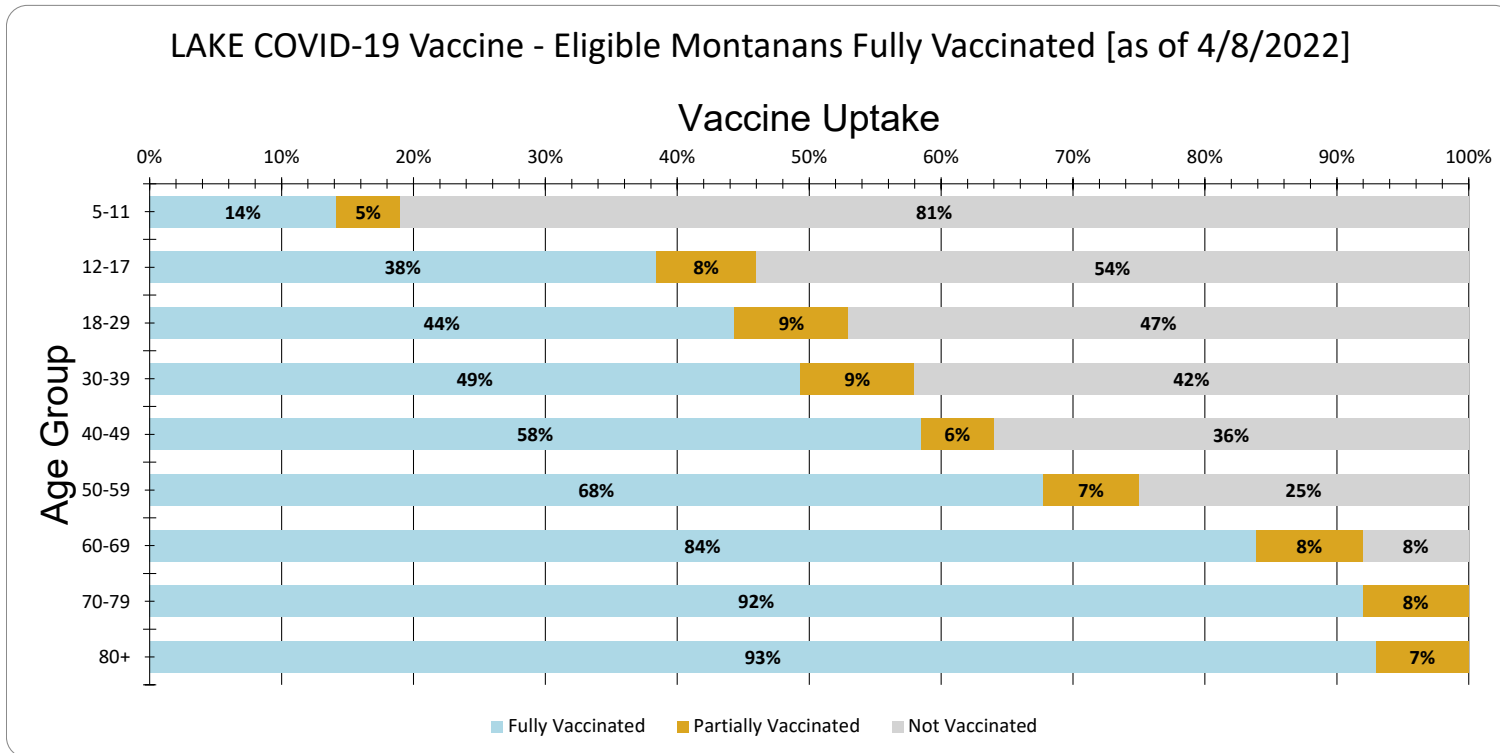






LAKE Vaccine Uptake for Eligible Montanans by Age Group as of 4/8/2022

Age Group	Fully Vaccinated	Partially Vaccinated	Not Vaccinated
5-11	14%	5%	81%
12-17	38%	8%	54%
18-29	44%	9%	47%
30-39	49%	9%	42%
40-49	58%	6%	36%
50-59	68%	7%	25%
60-69	84%	8%	8%
70-79	92%	8%	0%
80+	93%	7%	0%
Total	61%	7%	32%

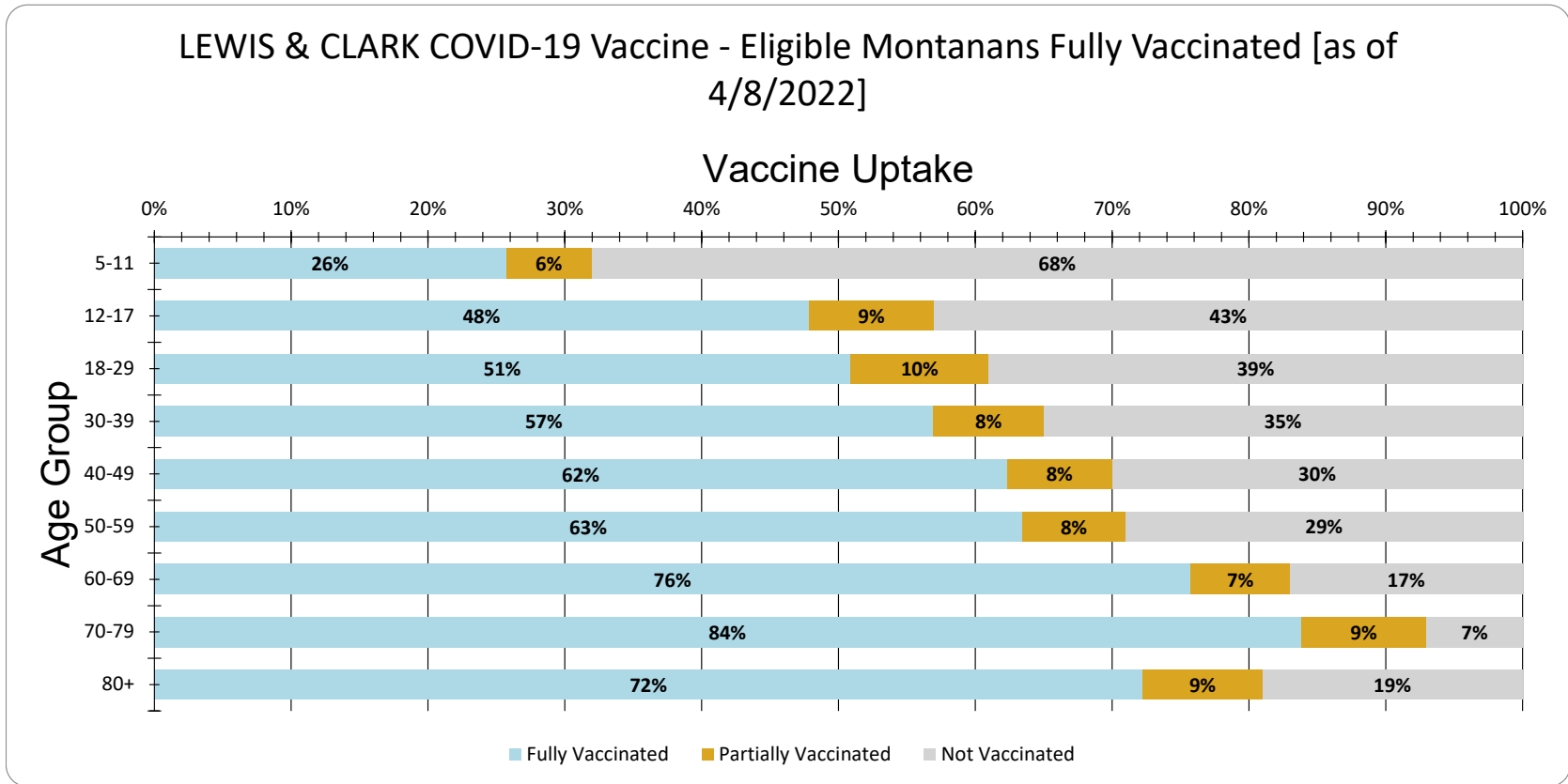


NOTE: There are potential limiting factors likely resulting in the calculation of >100% for the 70-79 and 80+ age groups:

- 1) Population estimates are from 2020 and may be lower than 2021 and 2022 numbers.
- 2) Due to excellent outreach in the county, some doses administered may have been given to out-of-state or out-of-country residents but due to missing residence information, they are defaulted to county of administration (in this case, Lake).

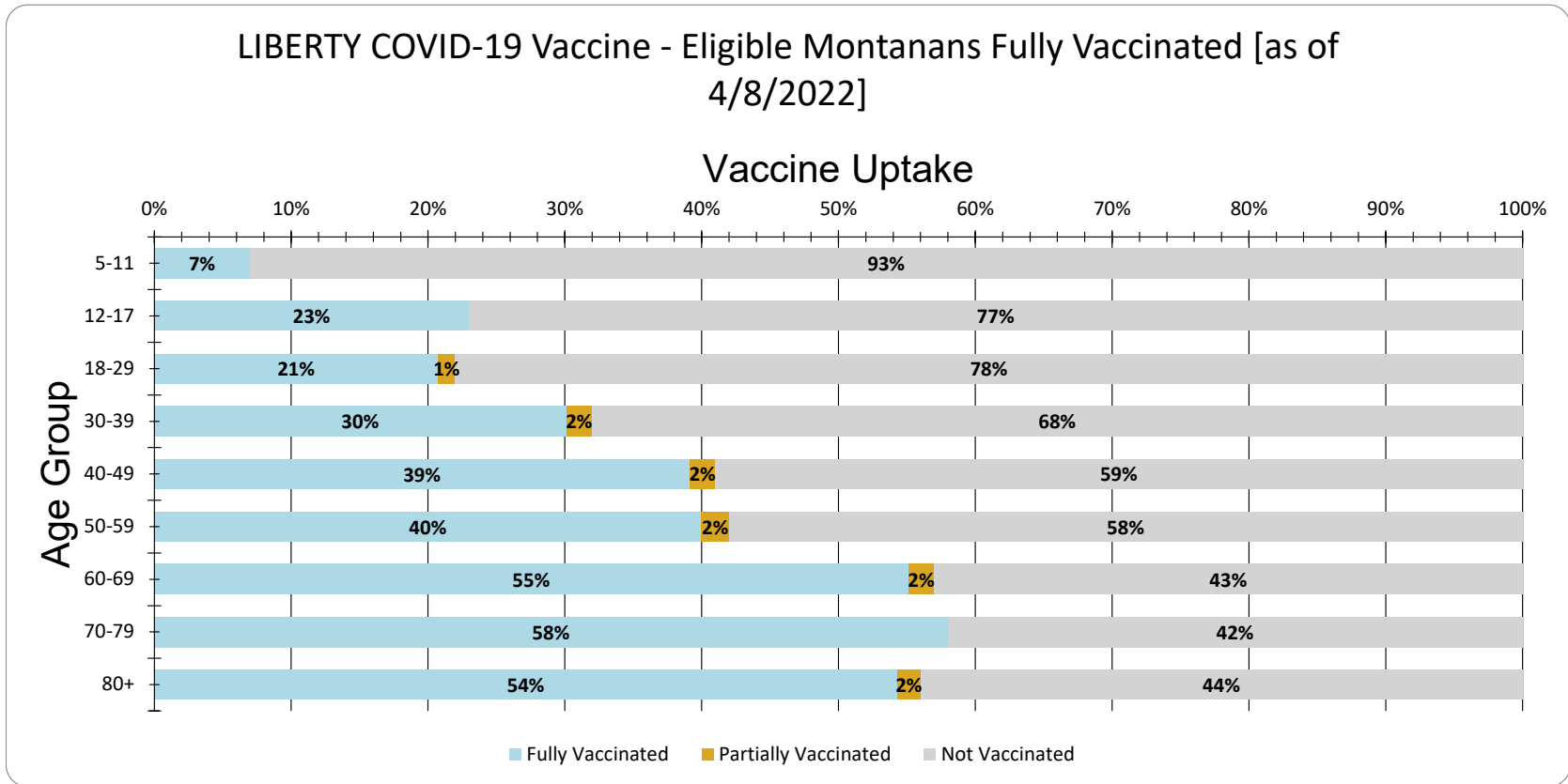
LEWIS & CLARK Vaccine Uptake for Eligible Montanans by Age Group as of 4/8/2022

Age Group	Fully Vaccinated	Partially Vaccinated	Not Vaccinated
5-11	26%	6%	68%
12-17	48%	9%	43%
18-29	51%	10%	39%
30-39	57%	8%	35%
40-49	62%	8%	30%
50-59	63%	8%	29%
60-69	76%	7%	17%
70-79	84%	9%	7%
80+	72%	9%	19%
Total	60%	8%	32%



LIBERTY Vaccine Uptake for Eligible Montanans by Age Group as of 4/8/2022

Age Group	Fully Vaccinated	Partially Vaccinated	Not Vaccinated
5-11	7%	0%	93%
12-17	23%	0%	77%
18-29	21%	1%	78%
30-39	30%	2%	68%
40-49	39%	2%	59%
50-59	40%	2%	58%
60-69	55%	2%	43%
70-79	58%	0%	42%
80+	54%	2%	44%
Total	37%	1%	62%

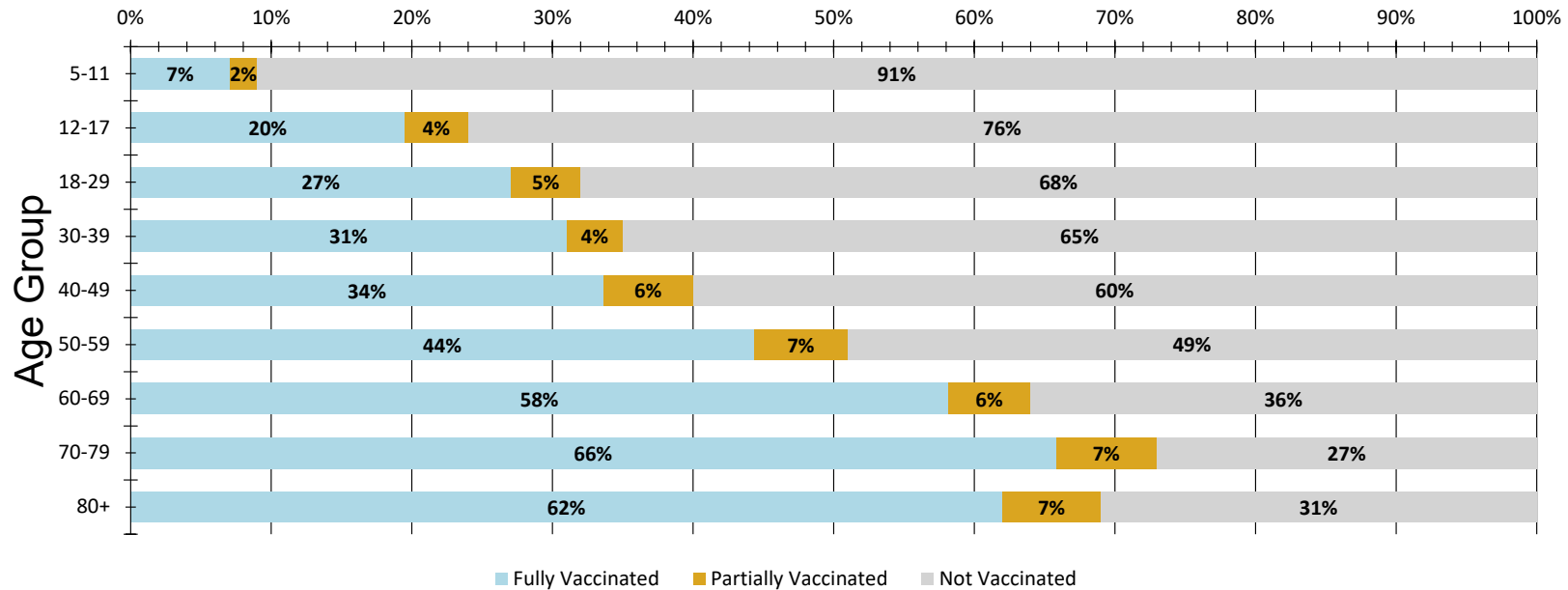


LINCOLN Vaccine Uptake for Eligible Montanans by Age Group as of 4/8/2022

Age Group	Fully Vaccinated	Partially Vaccinated	Not Vaccinated
5-11	7%	2%	91%
12-17	20%	4%	76%
18-29	27%	5%	68%
30-39	31%	4%	65%
40-49	34%	6%	60%
50-59	44%	7%	49%
60-69	58%	6%	36%
70-79	66%	7%	27%
80+	62%	7%	31%
Total	43%	6%	51%

### LINCOLN COVID-19 Vaccine - Eligible Montanans Fully Vaccinated [as of 4/8/2022]

#### Vaccine Uptake

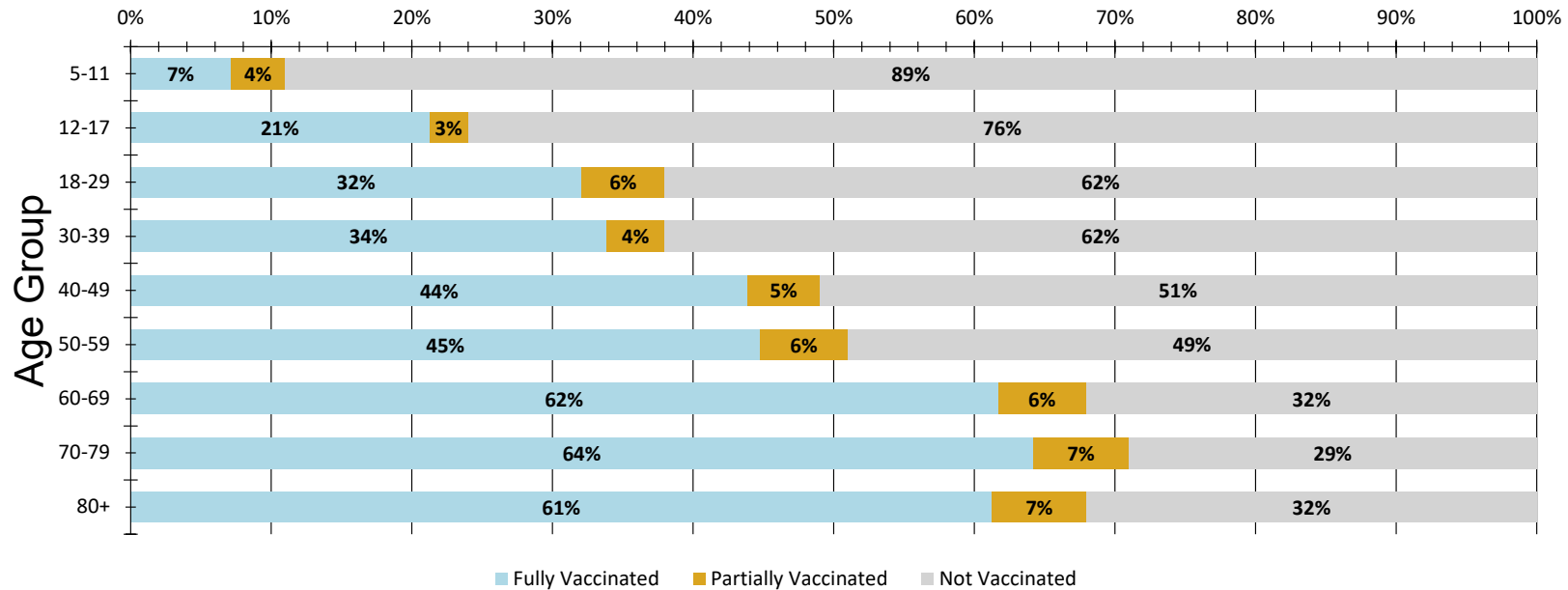


MADISON Vaccine Uptake for Eligible Montanans by Age Group as of 4/8/2022

Age Group	Fully Vaccinated	Partially Vaccinated	Not Vaccinated
5-11	7%	4%	89%
12-17	21%	3%	76%
18-29	32%	6%	62%
30-39	34%	4%	62%
40-49	44%	5%	51%
50-59	45%	6%	49%
60-69	62%	6%	32%
70-79	64%	7%	29%
80+	61%	7%	32%
Total	46%	5%	49%

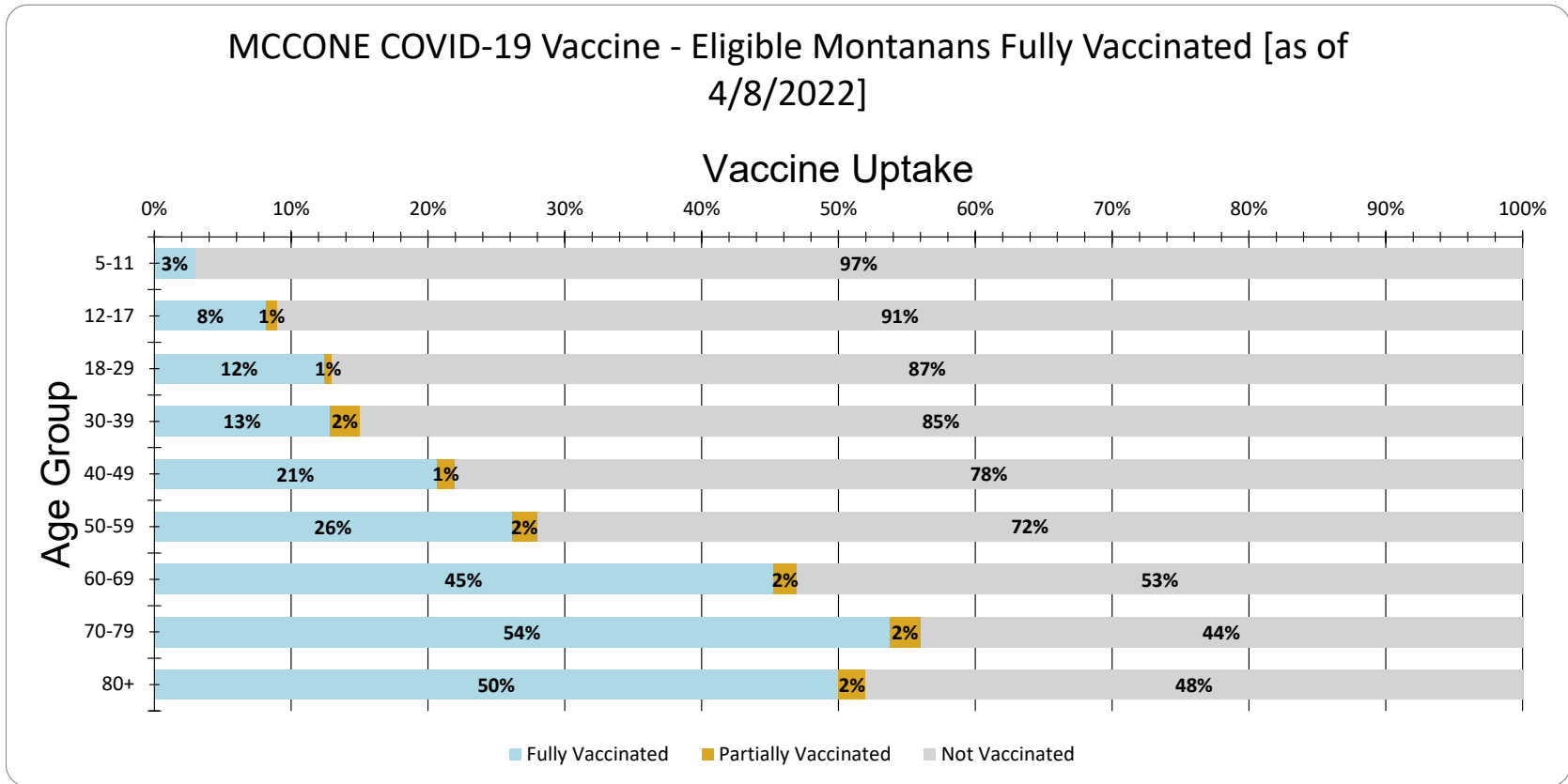
### MADISON COVID-19 Vaccine - Eligible Montanans Fully Vaccinated [as of 4/8/2022]

#### Vaccine Uptake



MCCONE Vaccine Uptake for Eligible Montanans by Age Group as of 4/8/2022

Age Group	Fully Vaccinated	Partially Vaccinated	Not Vaccinated
5-11	3%	0%	97%
12-17	8%	1%	91%
18-29	12%	1%	87%
30-39	13%	2%	85%
40-49	21%	1%	78%
50-59	26%	2%	72%
60-69	45%	2%	53%
70-79	54%	2%	44%
80+	50%	2%	48%
Total	28%	1%	71%

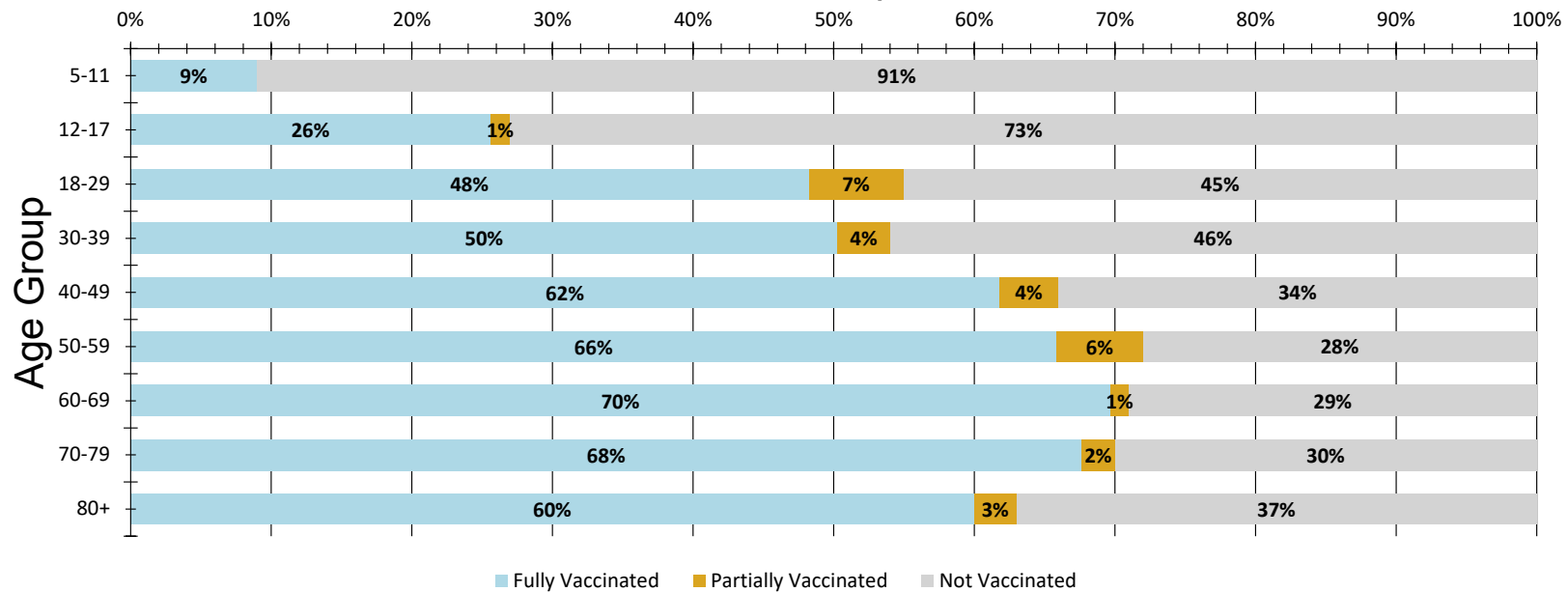


MEAGHER Vaccine Uptake for Eligible Montanans by Age Group as of 4/8/2022

Age Group	Fully Vaccinated	Partially Vaccinated	Not Vaccinated
5-11	9%	0%	91%
12-17	26%	1%	73%
18-29	48%	7%	45%
30-39	50%	4%	46%
40-49	62%	4%	34%
50-59	66%	6%	28%
60-69	70%	1%	29%
70-79	68%	2%	30%
80+	60%	3%	37%
Total	55%	3%	42%

### MEAGHER COVID-19 Vaccine - Eligible Montanans Fully Vaccinated [as of 4/8/2022]

#### Vaccine Uptake



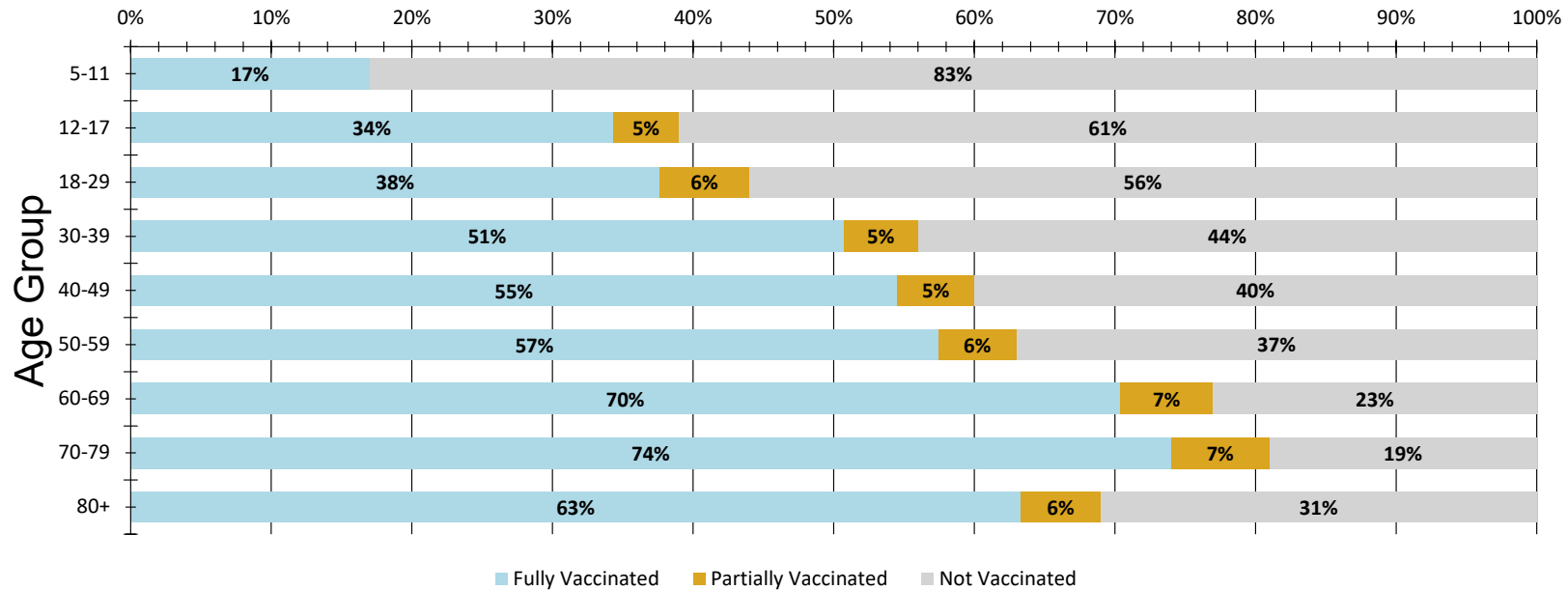


MINERAL Vaccine Uptake for Eligible Montanans by Age Group as of 4/8/2022

Age Group	Fully Vaccinated	Partially Vaccinated	Not Vaccinated
5-11	17%	0%	83%
12-17	34%	5%	61%
18-29	38%	6%	56%
30-39	51%	5%	44%
40-49	55%	5%	40%
50-59	57%	6%	37%
60-69	70%	7%	23%
70-79	74%	7%	19%
80+	63%	6%	31%
Total	55%	6%	39%

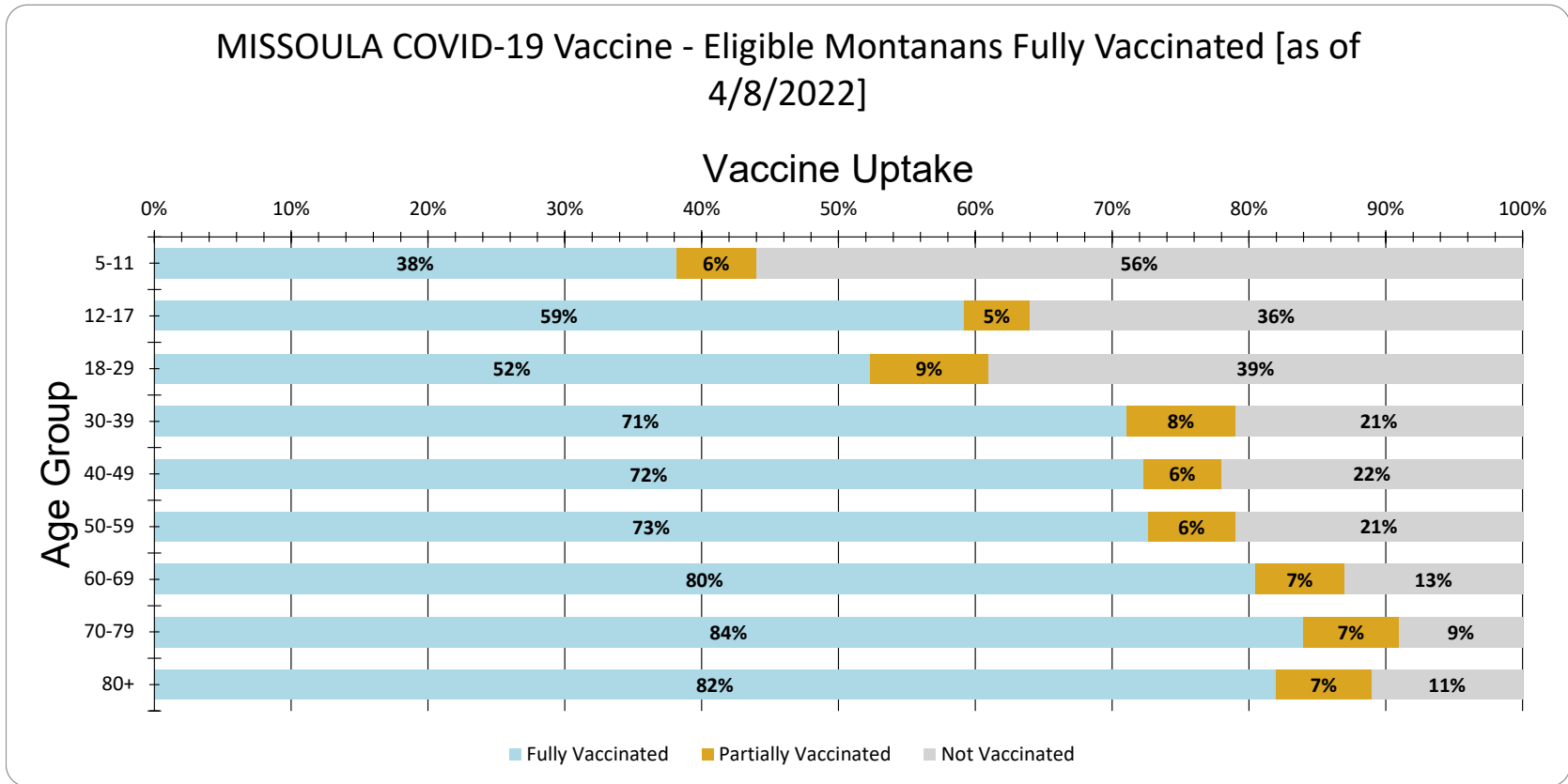
### MINERAL COVID-19 Vaccine - Eligible Montanans Fully Vaccinated [as of 4/8/2022]

#### Vaccine Uptake



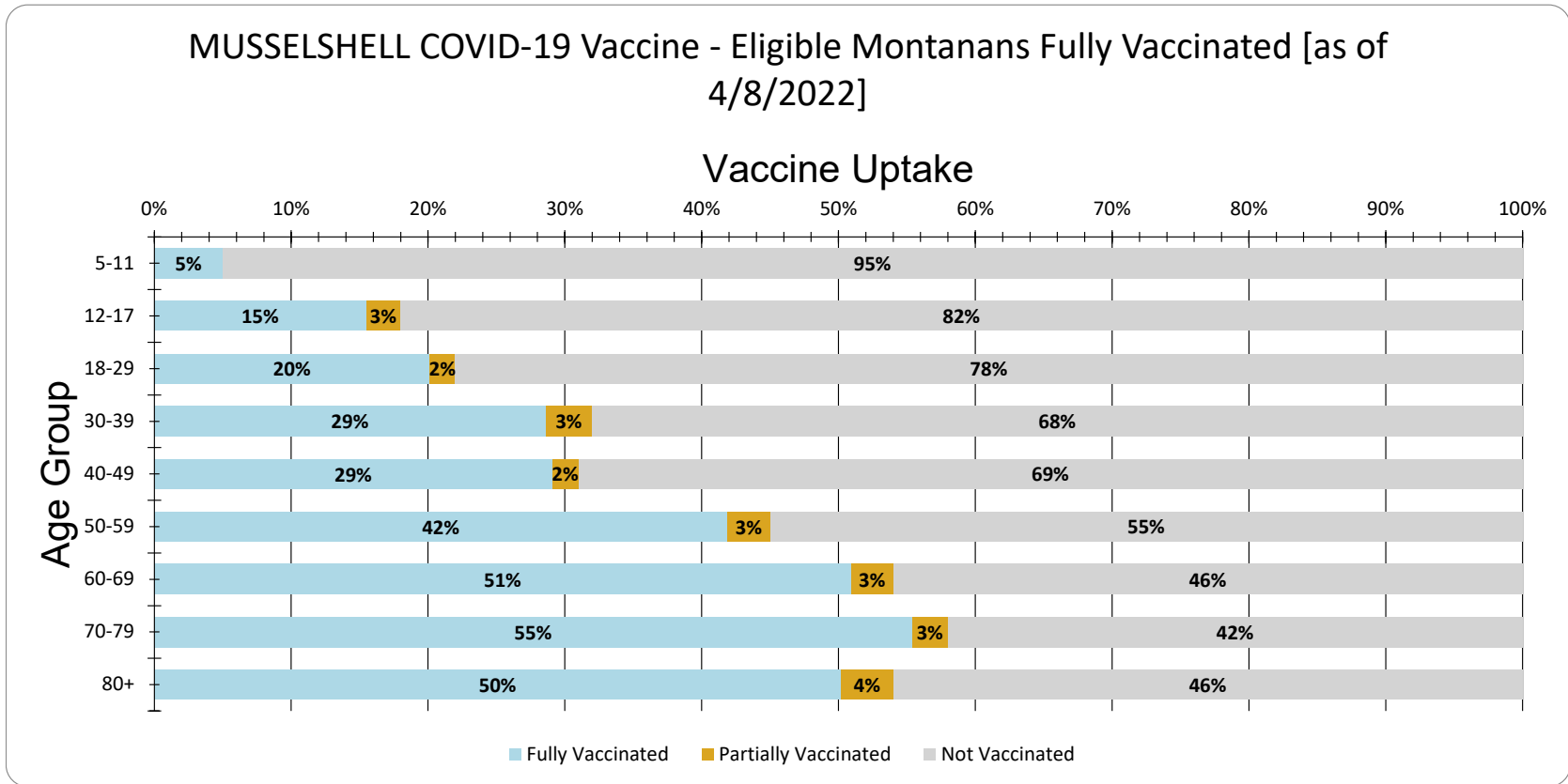
MISSOULA Vaccine Uptake for Eligible Montanans by Age Group as of 4/8/2022

Age Group	Fully Vaccinated	Partially Vaccinated	Not Vaccinated
5-11	38%	6%	56%
12-17	59%	5%	36%
18-29	52%	9%	39%
30-39	71%	8%	21%
40-49	72%	6%	22%
50-59	73%	6%	21%
60-69	80%	7%	13%
70-79	84%	7%	9%
80+	82%	7%	11%
Total	66%	7%	27%



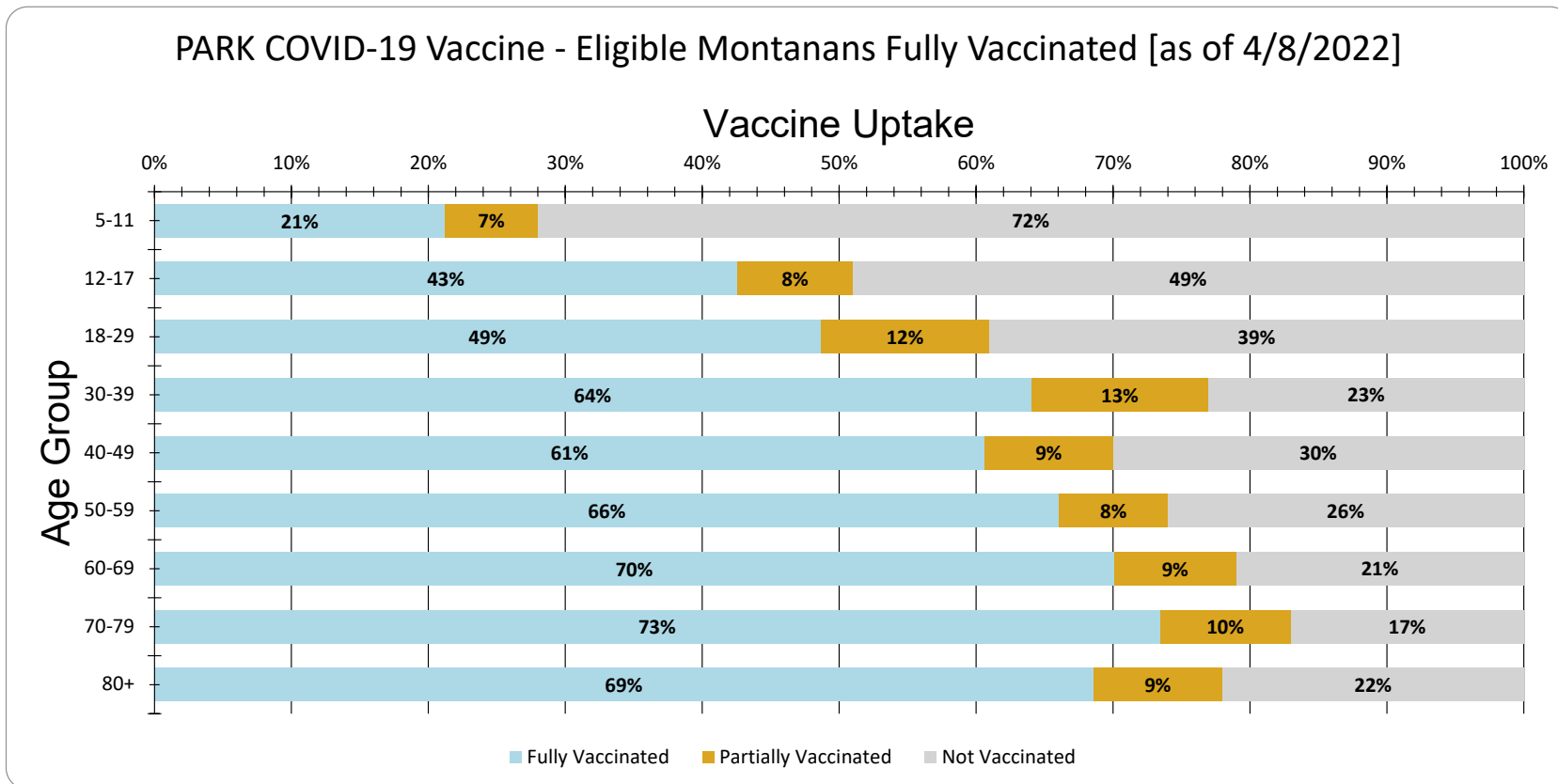
MUSSELSHELL Vaccine Uptake for Eligible Montanans by Age Group as of 4/8/2022

Age Group	Fully Vaccinated	Partially Vaccinated	Not Vaccinated
5-11	5%	0%	95%
12-17	15%	3%	82%
18-29	20%	2%	78%
30-39	29%	3%	68%
40-49	29%	2%	69%
50-59	42%	3%	55%
60-69	51%	3%	46%
70-79	55%	3%	42%
80+	50%	4%	46%
Total	36%	3%	61%



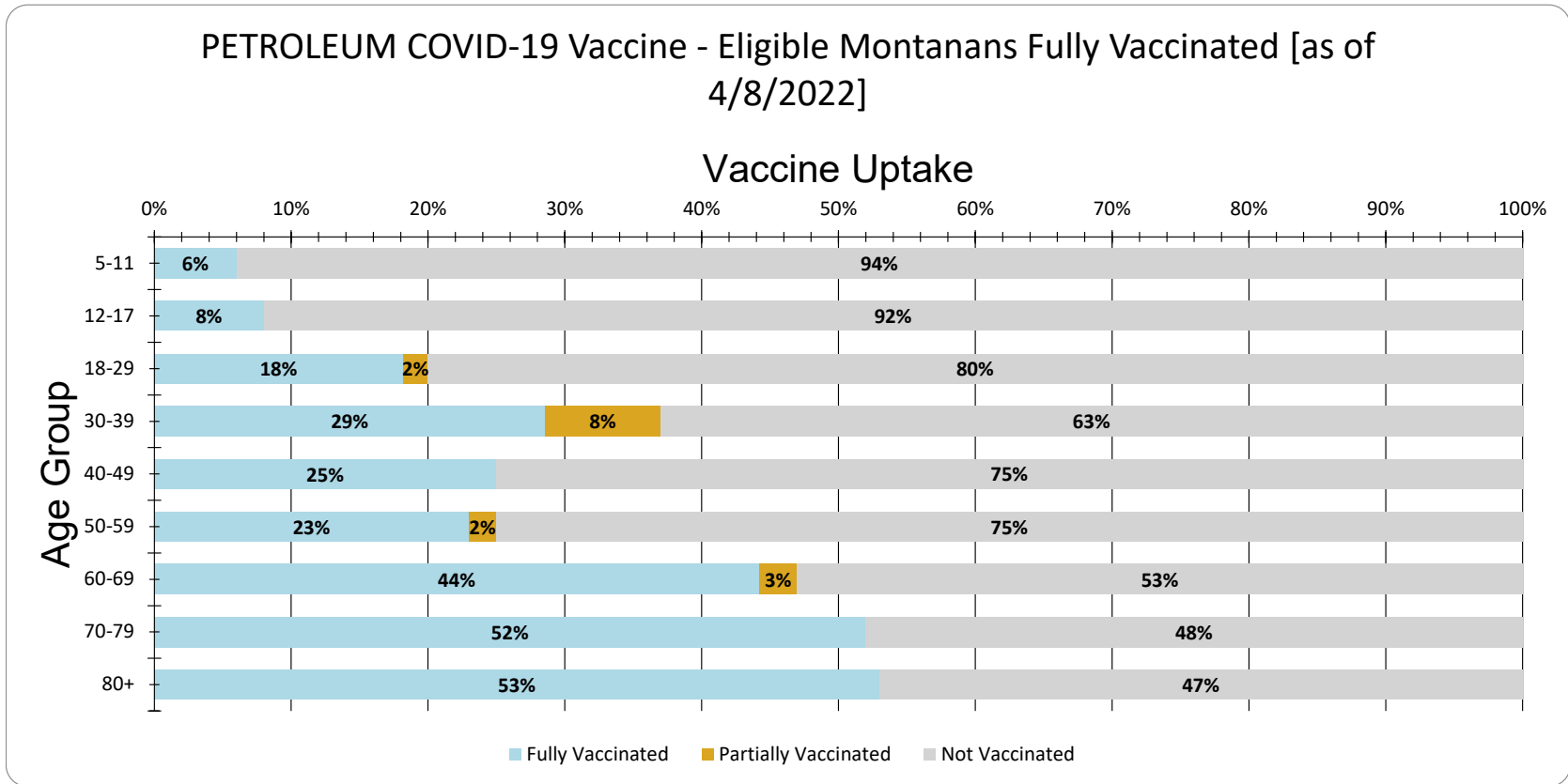
PARK Vaccine Uptake for Eligible Montanans by Age Group as of 4/8/2022

Age Group	Fully Vaccinated	Partially Vaccinated	Not Vaccinated
5-11	21%	7%	72%
12-17	43%	8%	49%
18-29	49%	12%	39%
30-39	64%	13%	23%
40-49	61%	9%	30%
50-59	66%	8%	26%
60-69	70%	9%	21%
70-79	73%	10%	17%
80+	69%	9%	22%
Total	60%	10%	30%



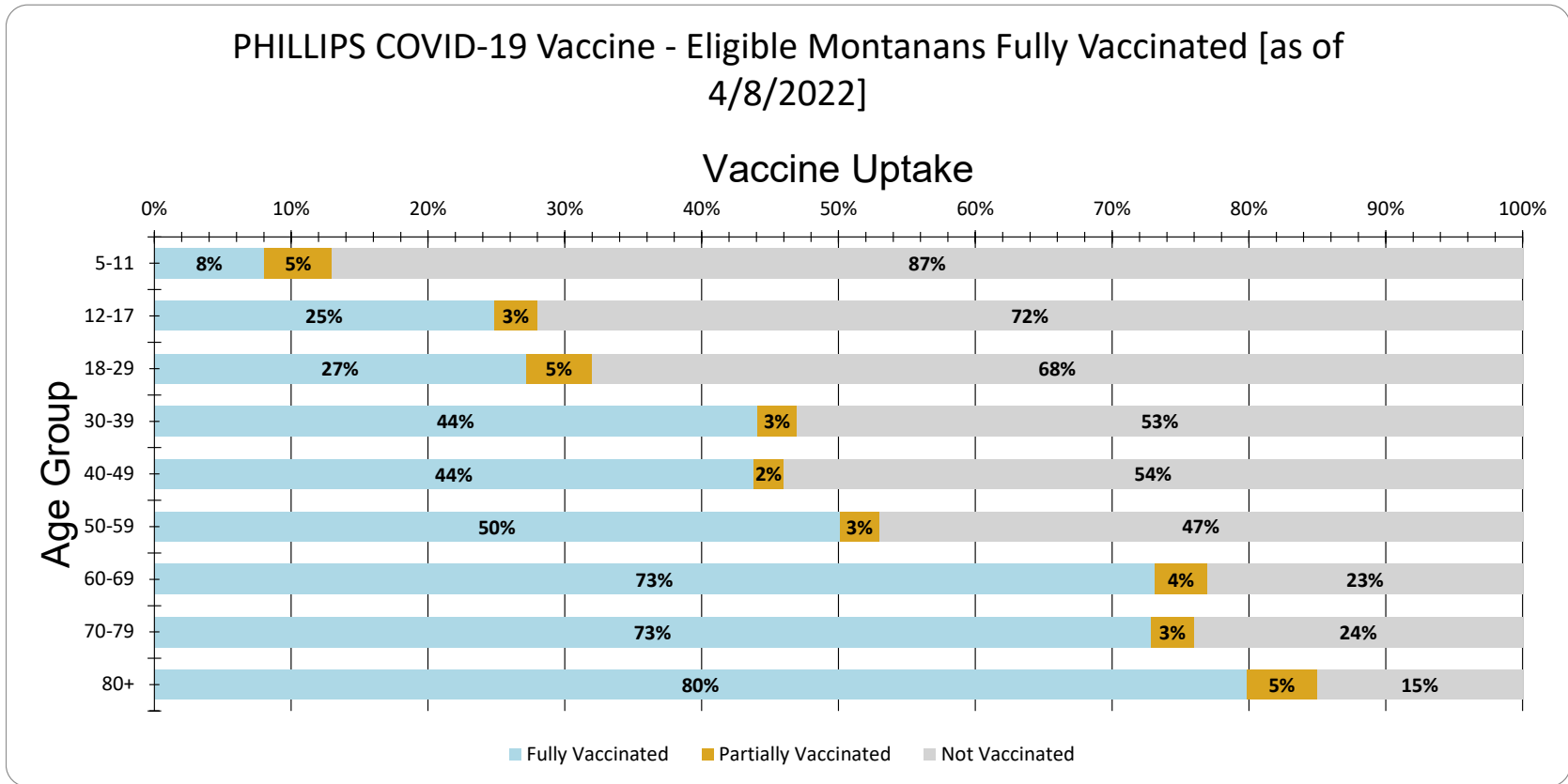
PETROLEUM Vaccine Uptake for Eligible Montanans by Age Group as of 4/8/2022

Age Group	Fully Vaccinated	Partially Vaccinated	Not Vaccinated
5-11	6%	0%	94%
12-17	8%	0%	92%
18-29	18%	2%	80%
30-39	29%	8%	63%
40-49	25%	0%	75%
50-59	23%	2%	75%
60-69	44%	3%	53%
70-79	52%	0%	48%
80+	53%	0%	47%
Total	32%	2%	66%



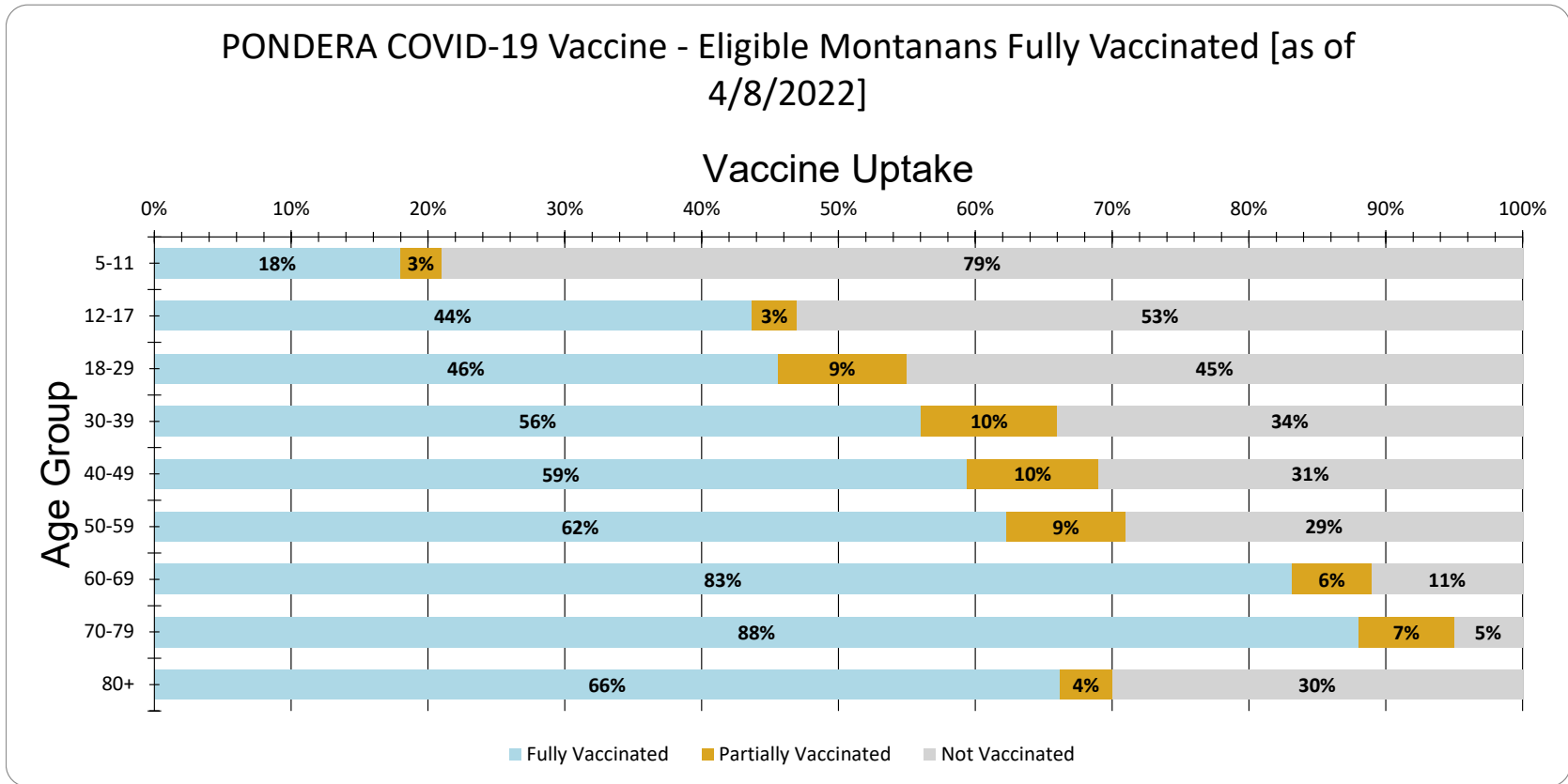
PHILLIPS Vaccine Uptake for Eligible Montanans by Age Group as of 4/8/2022

Age Group	Fully Vaccinated	Partially Vaccinated	Not Vaccinated
5-11	8%	5%	87%
12-17	25%	3%	72%
18-29	27%	5%	68%
30-39	44%	3%	53%
40-49	44%	2%	54%
50-59	50%	3%	47%
60-69	73%	4%	23%
70-79	73%	3%	24%
80+	80%	5%	15%
Total	48%	4%	48%



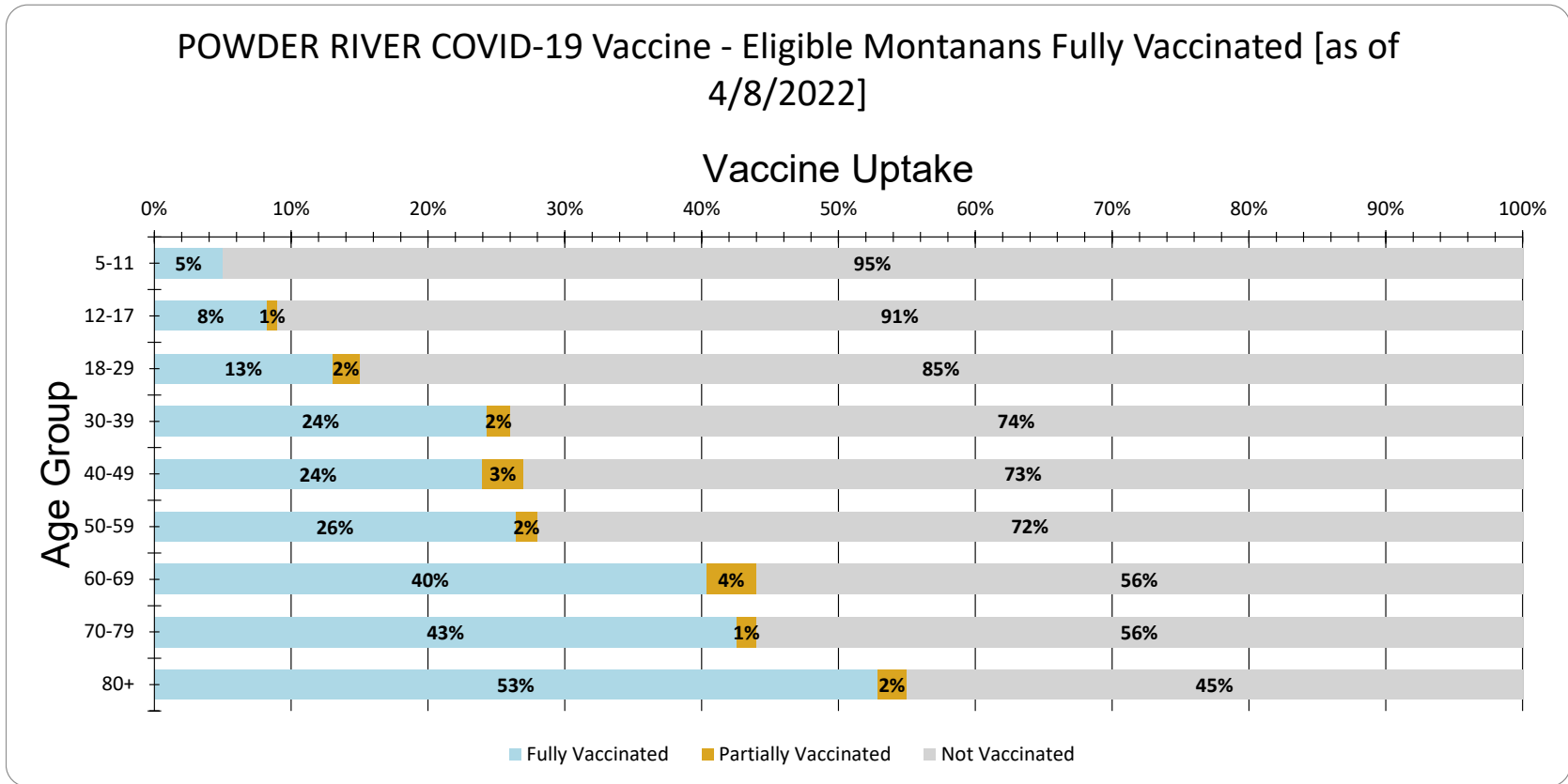
PONDERA Vaccine Uptake for Eligible Montanans by Age Group as of 4/8/2022

Age Group	Fully Vaccinated	Partially Vaccinated	Not Vaccinated
5-11	18%	3%	79%
12-17	44%	3%	53%
18-29	46%	9%	45%
30-39	56%	10%	34%
40-49	59%	10%	31%
50-59	62%	9%	29%
60-69	83%	6%	11%
70-79	88%	7%	5%
80+	66%	4%	30%
Total	59%	7%	34%



POWDER RIVER Vaccine Uptake for Eligible Montanans by Age Group as of 4/8/2022

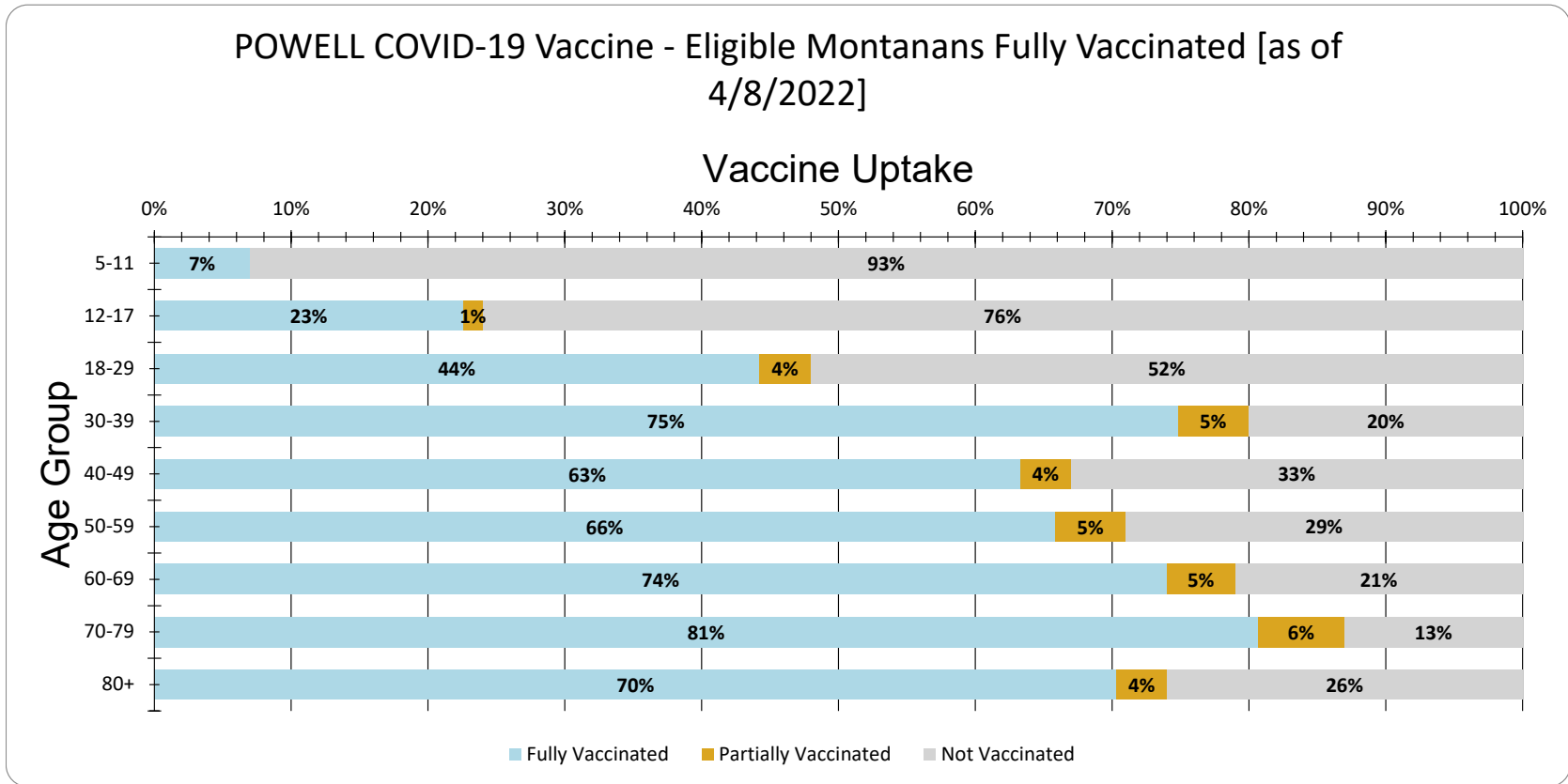
Age Group	Fully Vaccinated	Partially Vaccinated	Not Vaccinated
5-11	5%	0%	95%
12-17	8%	1%	91%
18-29	13%	2%	85%
30-39	24%	2%	74%
40-49	24%	3%	73%
50-59	26%	2%	72%
60-69	40%	4%	56%
70-79	43%	1%	56%
80+	53%	2%	45%
Total	29%	2%	69%





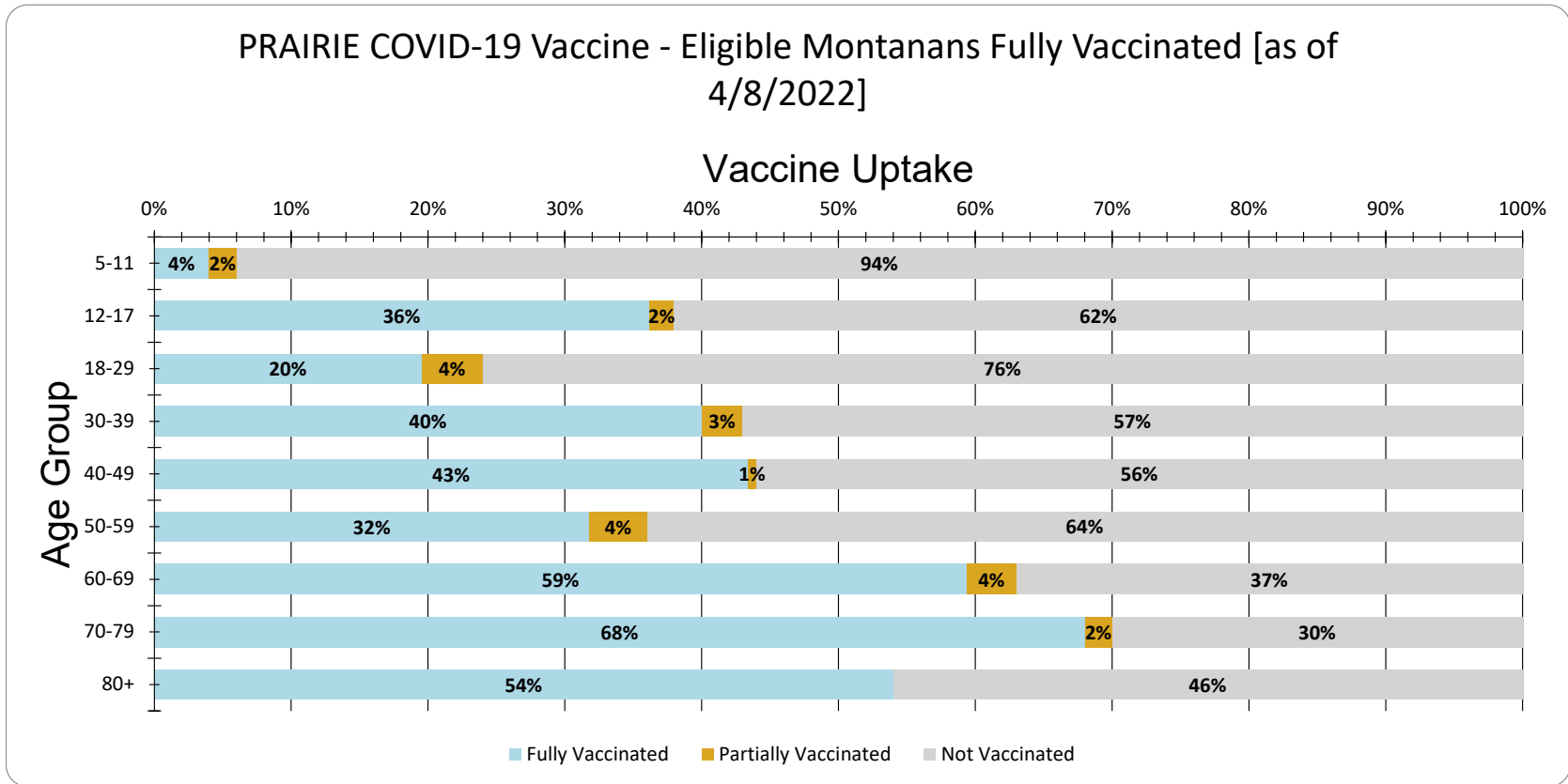
POWELL Vaccine Uptake for Eligible Montanans by Age Group as of 4/8/2022

Age Group	Fully Vaccinated	Partially Vaccinated	Not Vaccinated
5-11	7%	0%	93%
12-17	23%	1%	76%
18-29	44%	4%	52%
30-39	75%	5%	20%
40-49	63%	4%	33%
50-59	66%	5%	29%
60-69	74%	5%	21%
70-79	81%	6%	13%
80+	70%	4%	26%
Total	60%	5%	35%



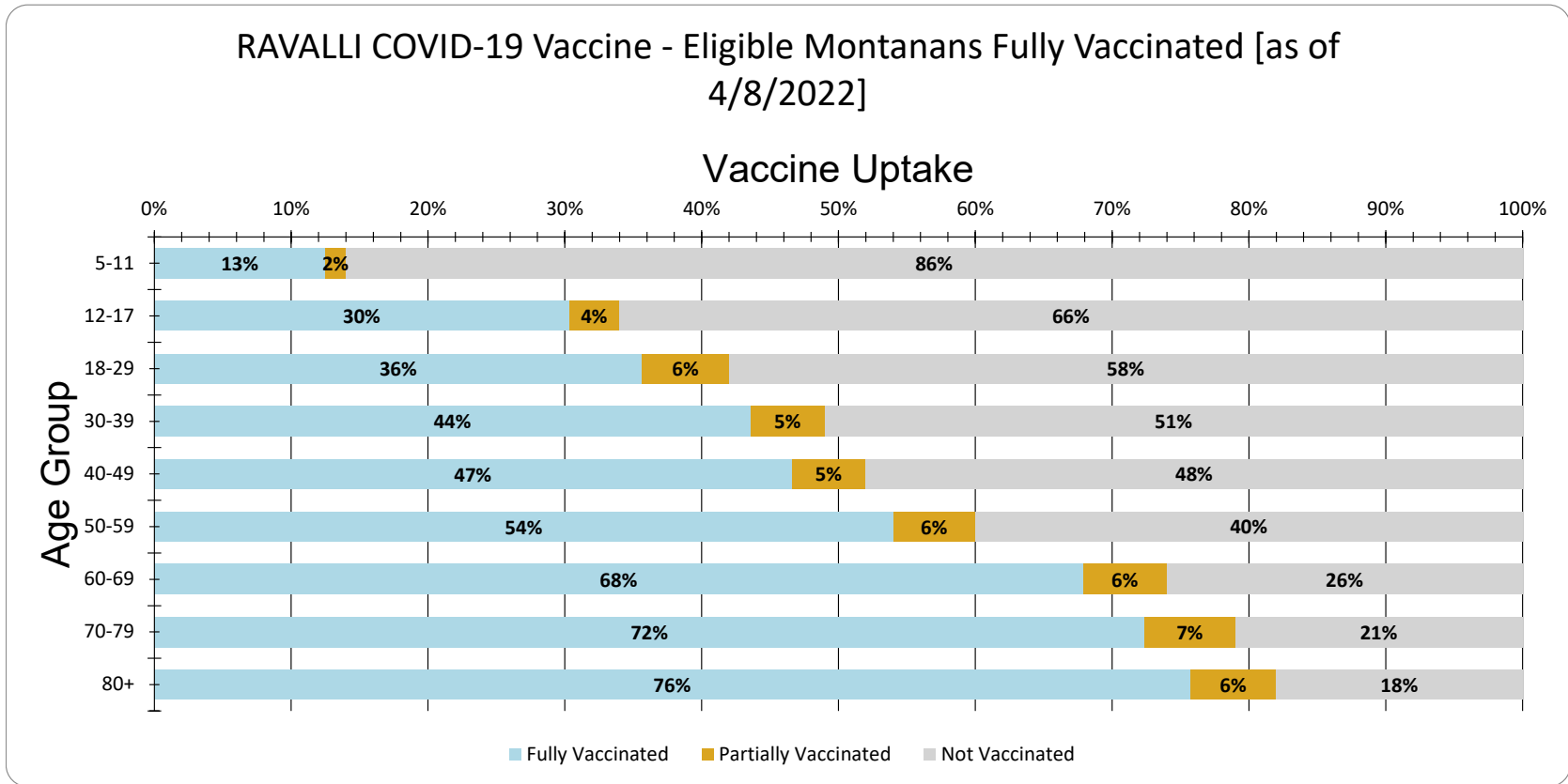
PRAIRIE Vaccine Uptake for Eligible Montanans by Age Group as of 4/8/2022

Age Group	Fully Vaccinated	Partially Vaccinated	Not Vaccinated
5-11	4%	2%	94%
12-17	36%	2%	62%
18-29	20%	4%	76%
30-39	40%	3%	57%
40-49	43%	1%	56%
50-59	32%	4%	64%
60-69	59%	4%	37%
70-79	68%	2%	30%
80+	54%	0%	46%
Total	44%	3%	53%



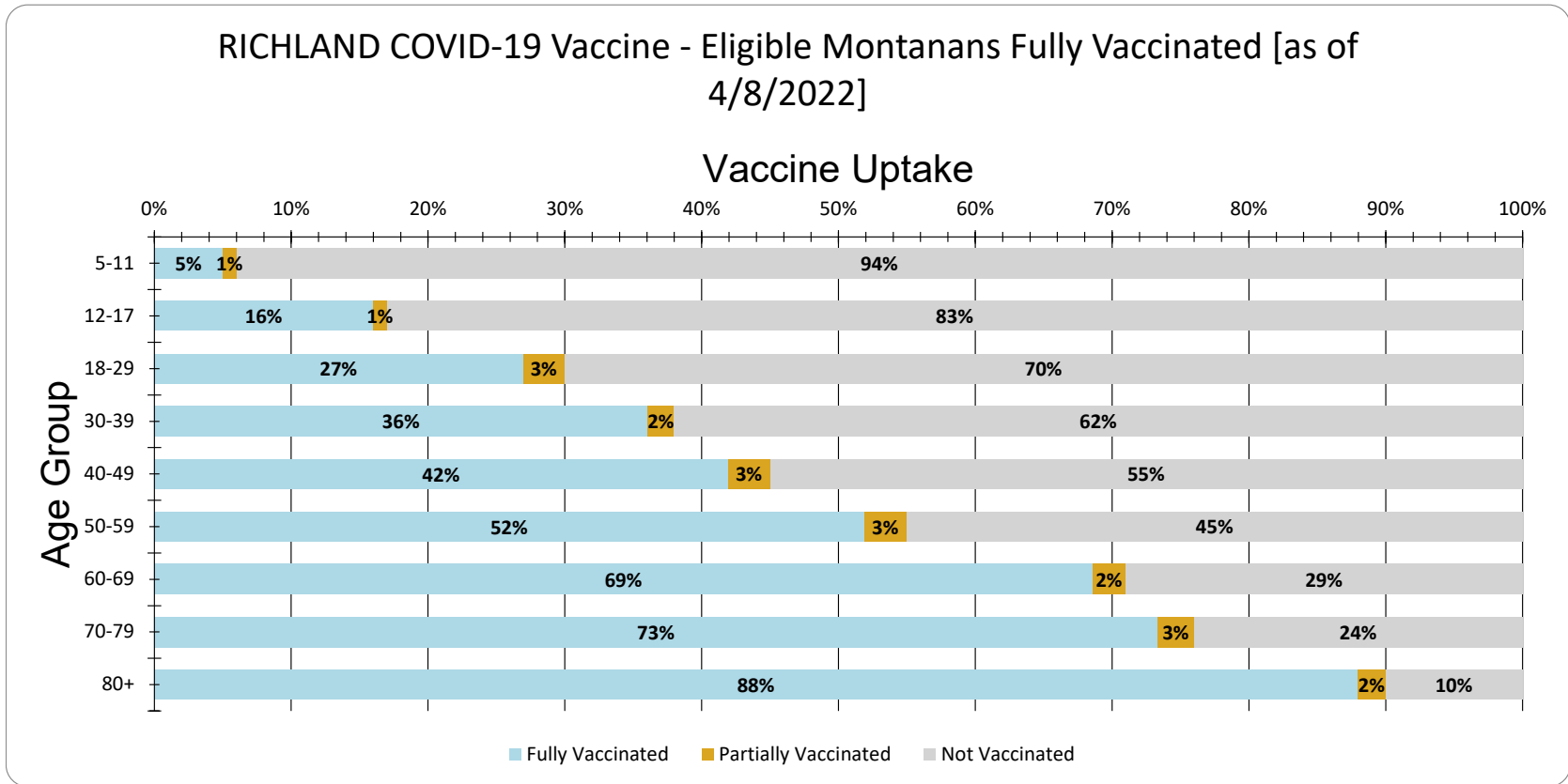
RAVALLI Vaccine Uptake for Eligible Montanans by Age Group as of 4/8/2022

Age Group	Fully Vaccinated	Partially Vaccinated	Not Vaccinated
5-11	13%	2%	86%
12-17	30%	4%	66%
18-29	36%	6%	58%
30-39	44%	5%	51%
40-49	47%	5%	48%
50-59	54%	6%	40%
60-69	68%	6%	26%
70-79	72%	7%	21%
80+	76%	6%	18%
Total	52%	5%	43%



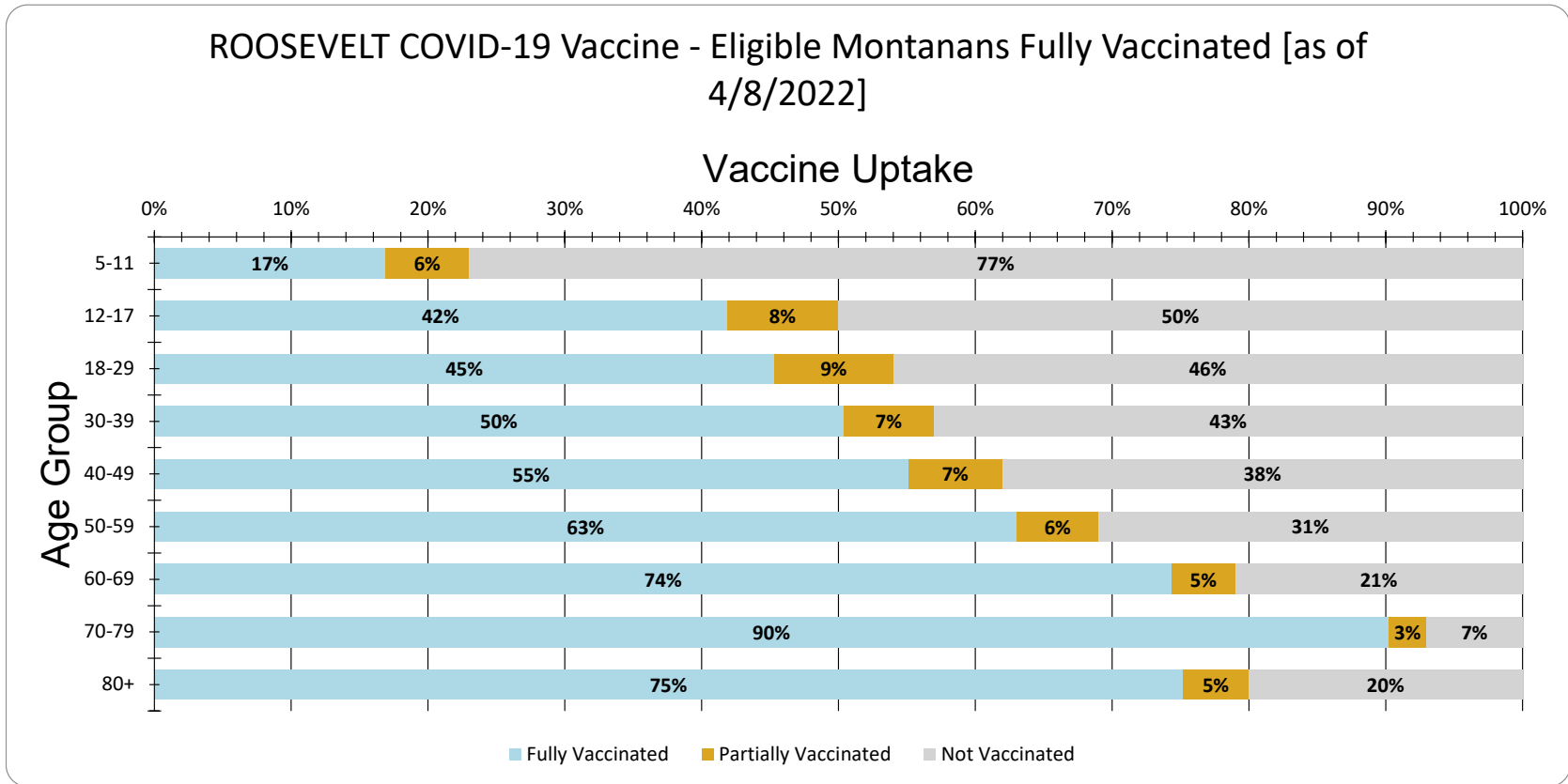
RICHLAND Vaccine Uptake for Eligible Montanans by Age Group as of 4/8/2022

Age Group	Fully Vaccinated	Partially Vaccinated	Not Vaccinated
5-11	5%	1%	94%
12-17	16%	1%	83%
18-29	27%	3%	70%
30-39	36%	2%	62%
40-49	42%	3%	55%
50-59	52%	3%	45%
60-69	69%	2%	29%
70-79	73%	3%	24%
80+	88%	2%	10%
Total	41%	3%	56%



ROOSEVELT Vaccine Uptake for Eligible Montanans by Age Group as of 4/8/2022

Age Group	Fully Vaccinated	Partially Vaccinated	Not Vaccinated
5-11	17%	6%	77%
12-17	42%	8%	50%
18-29	45%	9%	46%
30-39	50%	7%	43%
40-49	55%	7%	38%
50-59	63%	6%	31%
60-69	74%	5%	21%
70-79	90%	3%	7%
80+	75%	5%	20%
Total	51%	7%	42%

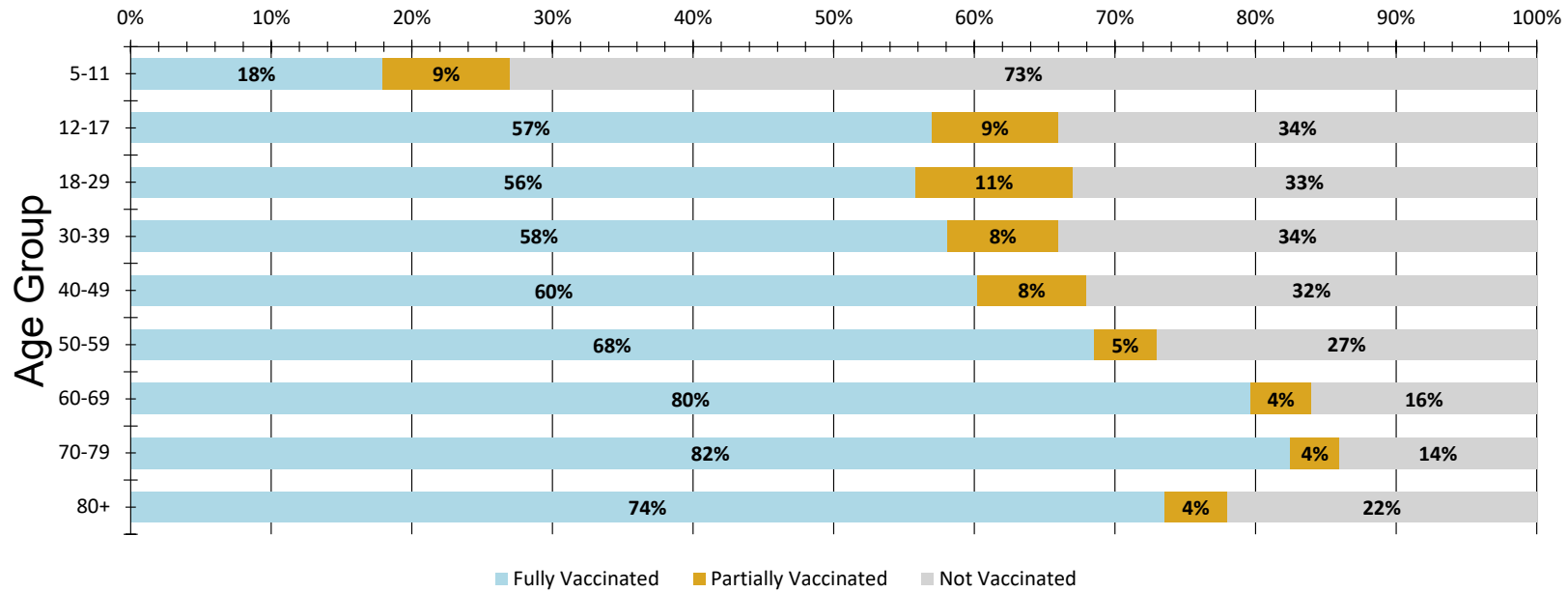


ROSEBUD Vaccine Uptake for Eligible Montanans by Age Group as of 4/8/2022

Age Group	Fully Vaccinated	Partially Vaccinated	Not Vaccinated
5-11	18%	9%	73%
12-17	57%	9%	34%
18-29	56%	11%	33%
30-39	58%	8%	34%
40-49	60%	8%	32%
50-59	68%	5%	27%
60-69	80%	4%	16%
70-79	82%	4%	14%
80+	74%	4%	22%
Total	60%	7%	33%

ROSEBUD COVID-19 Vaccine - Eligible Montanans Fully Vaccinated [as of 4/8/2022]

Vaccine Uptake

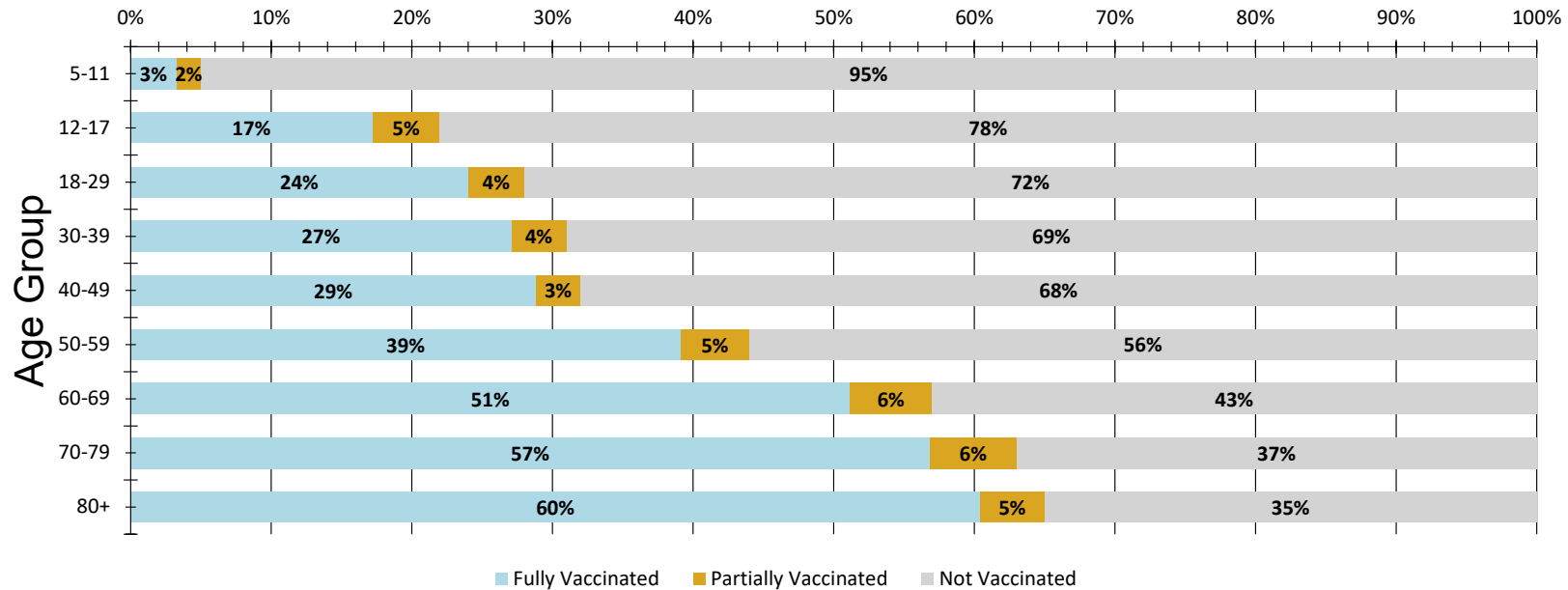


SANDERS Vaccine Uptake for Eligible Montanans by Age Group as of 4/8/2022

Age Group	Fully Vaccinated	Partially Vaccinated	Not Vaccinated
5-11	3%	2%	95%
12-17	17%	5%	78%
18-29	24%	4%	72%
30-39	27%	4%	69%
40-49	29%	3%	68%
50-59	39%	5%	56%
60-69	51%	6%	43%
70-79	57%	6%	37%
80+	60%	5%	35%
Total	39%	4%	57%

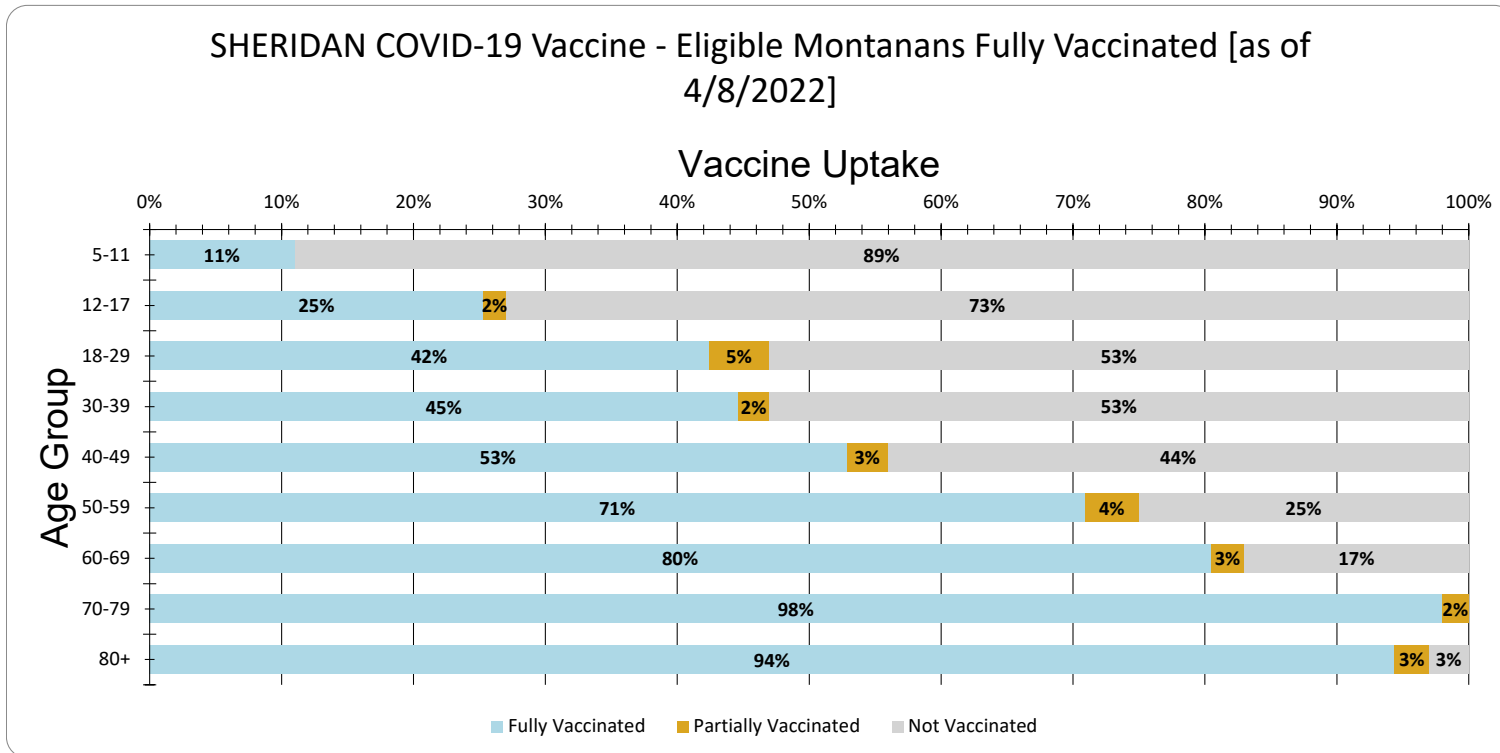
SANDERS COVID-19 Vaccine - Eligible Montanans Fully Vaccinated [as of 4/8/2022]

Vaccine Uptake



SHERIDAN Vaccine Uptake for Eligible Montanans by Age Group as of 4/8/2022

Age Group	Fully Vaccinated	Partially Vaccinated	Not Vaccinated
5-11	11%	0%	89%
12-17	25%	2%	73%
18-29	42%	5%	53%
30-39	45%	2%	53%
40-49	53%	3%	44%
50-59	71%	4%	25%
60-69	80%	3%	17%
70-79	98%	2%	0%
80+	94%	3%	3%
Total	60%	3%	37%



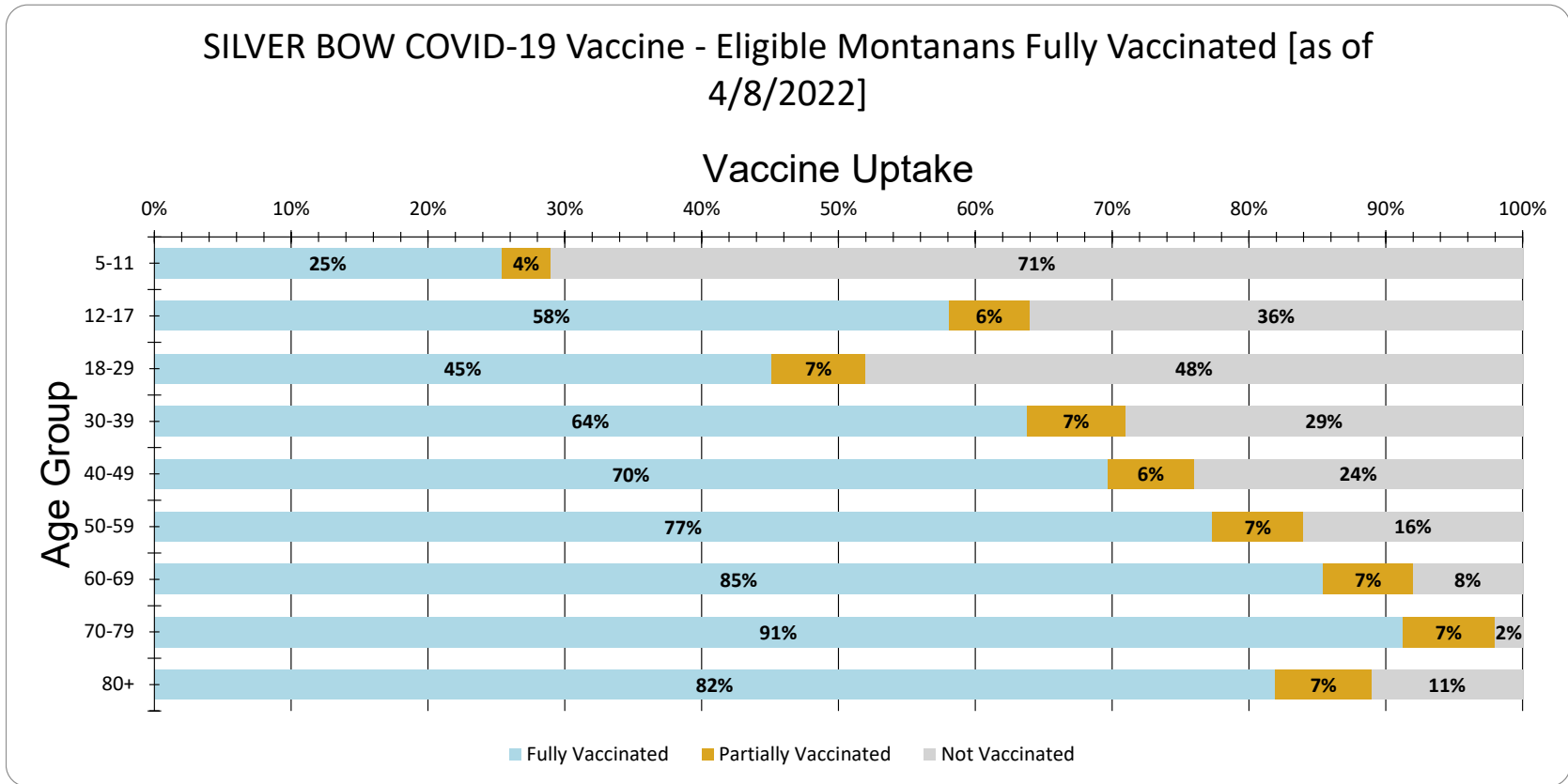
NOTE: There are potential limiting factors likely resulting in the calculation of >100% for the 70-79 age group:

- 1) Population estimates are from 2020 and may be lower than 2021 and 2022 numbers.
- 2) Due to excellent outreach in the county, some doses administered may have been given to out-of-state or out-of-country residents but due to missing residence information, they are defaulted to county of administration (in this case, Sheridan).



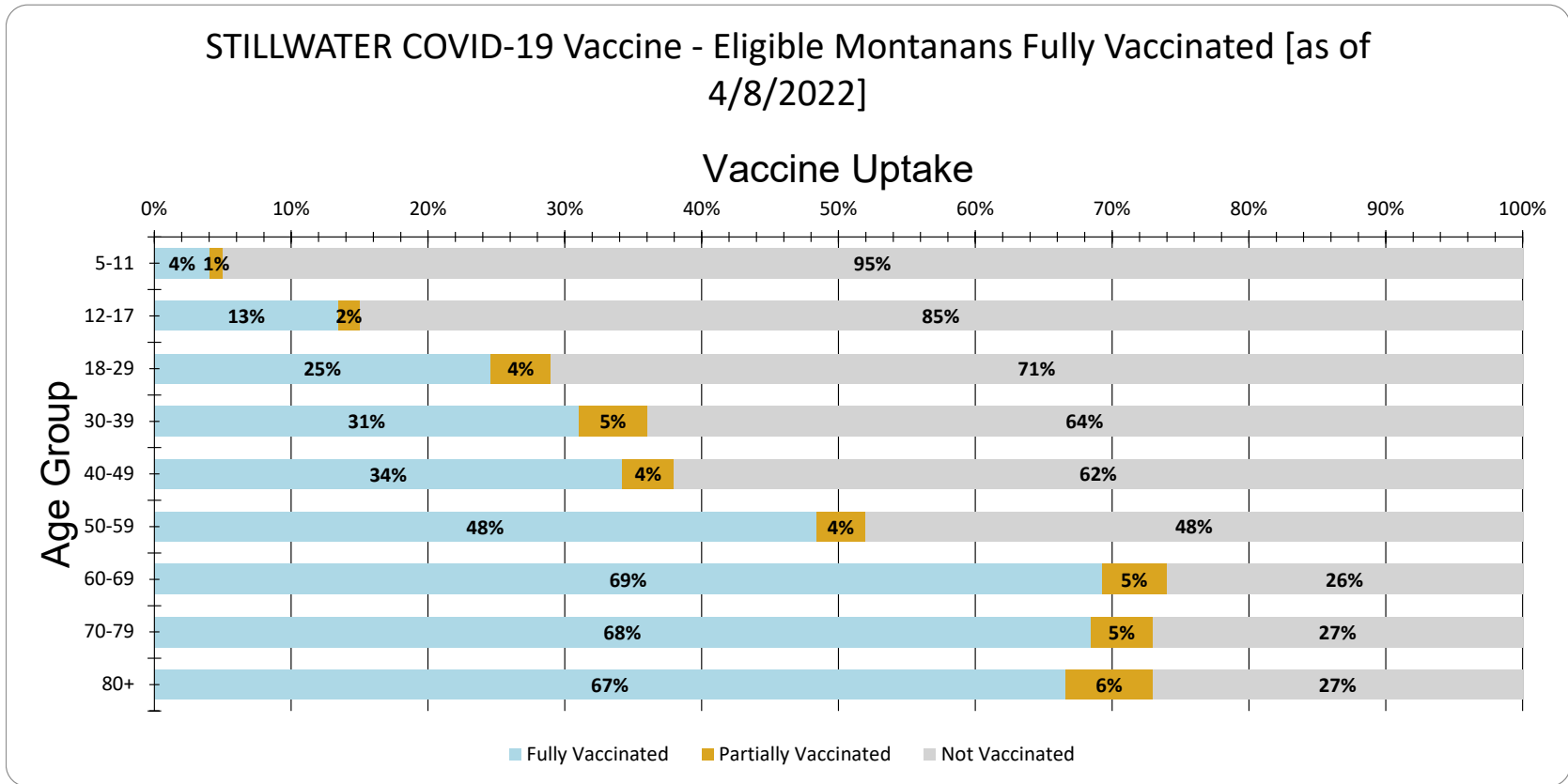
SILVER BOW Vaccine Uptake for Eligible Montanans by Age Group as of 4/8/2022

Age Group	Fully Vaccinated	Partially Vaccinated	Not Vaccinated
5-11	25%	4%	71%
12-17	58%	6%	36%
18-29	45%	7%	48%
30-39	64%	7%	29%
40-49	70%	6%	24%
50-59	77%	7%	16%
60-69	85%	7%	8%
70-79	91%	7%	2%
80+	82%	7%	11%
Total	65%	7%	28%



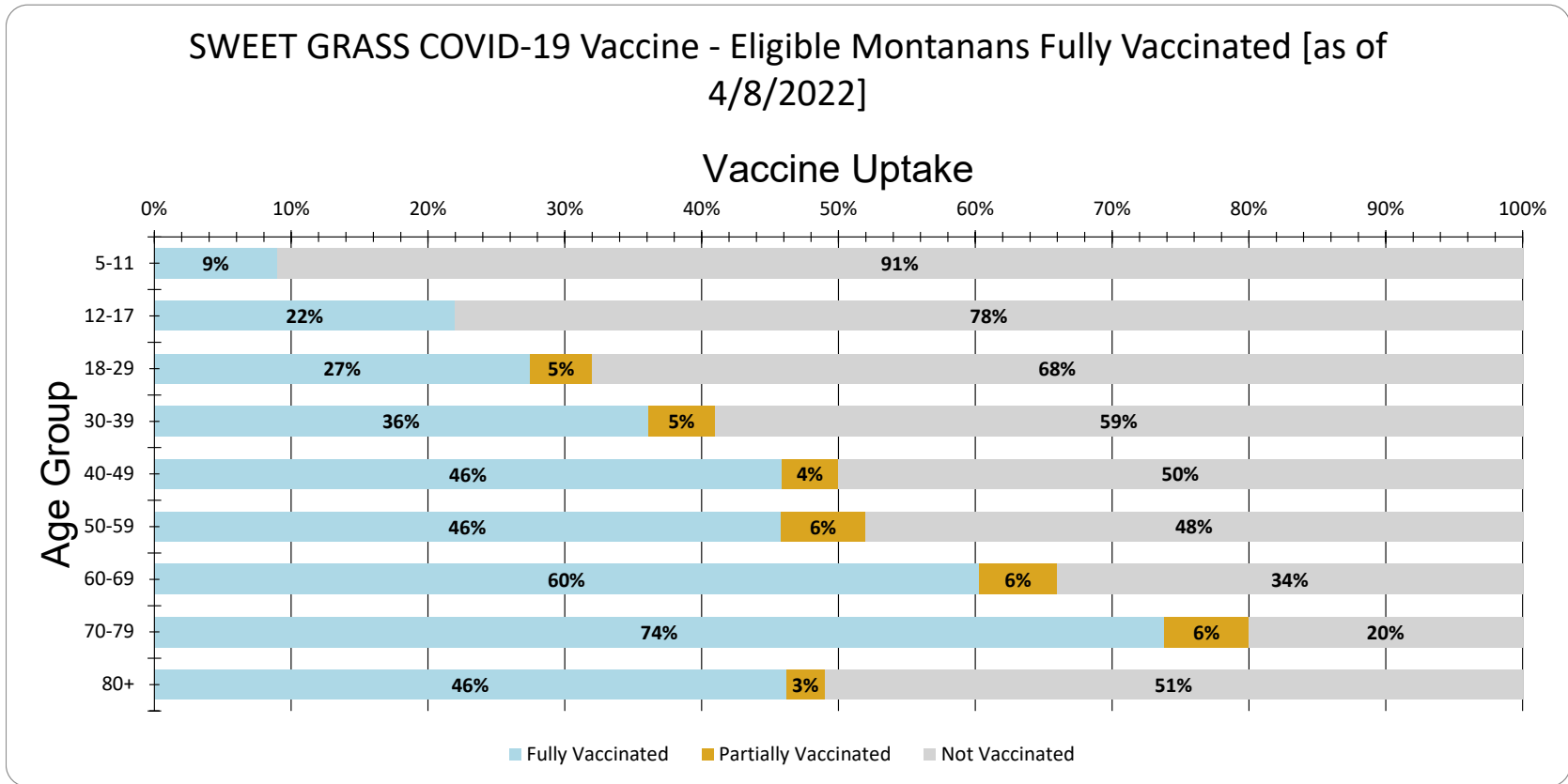
STILLWATER Vaccine Uptake for Eligible Montanans by Age Group as of 4/8/2022

Age Group	Fully Vaccinated	Partially Vaccinated	Not Vaccinated
5-11	4%	1%	95%
12-17	13%	2%	85%
18-29	25%	4%	71%
30-39	31%	5%	64%
40-49	34%	4%	62%
50-59	48%	4%	48%
60-69	69%	5%	26%
70-79	68%	5%	27%
80+	67%	6%	27%
Total	42%	4%	54%



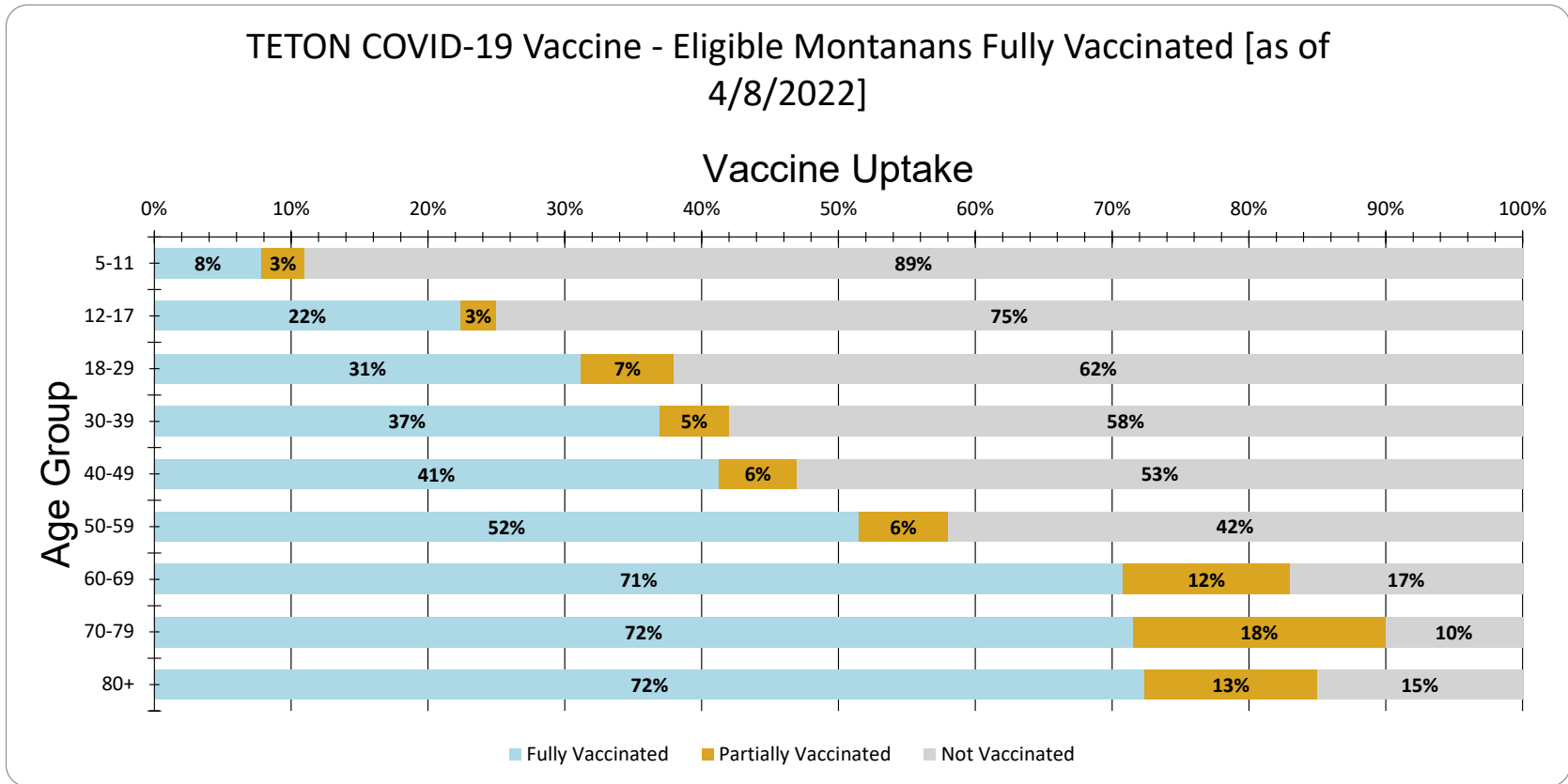
SWEET GRASS Vaccine Uptake for Eligible Montanans by Age Group as of 4/8/2022

Age Group	Fully Vaccinated	Partially Vaccinated	Not Vaccinated
5-11	9%	0%	91%
12-17	22%	0%	78%
18-29	27%	5%	68%
30-39	36%	5%	59%
40-49	46%	4%	50%
50-59	46%	6%	48%
60-69	60%	6%	34%
70-79	74%	6%	20%
80+	46%	3%	51%
Total	44%	4%	52%



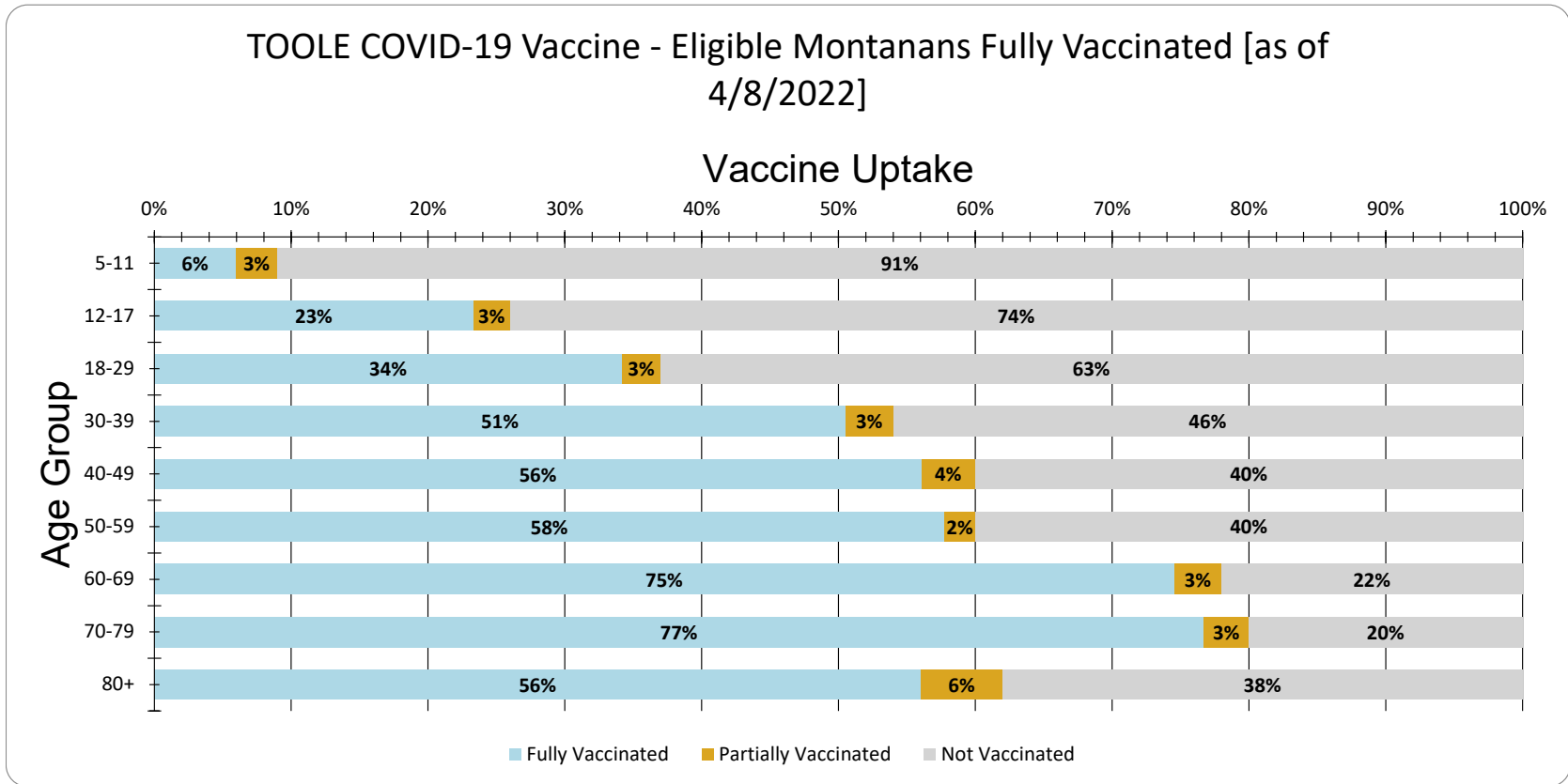
TETON Vaccine Uptake for Eligible Montanans by Age Group as of 4/8/2022

Age Group	Fully Vaccinated	Partially Vaccinated	Not Vaccinated
5-11	8%	3%	89%
12-17	22%	3%	75%
18-29	31%	7%	62%
30-39	37%	5%	58%
40-49	41%	6%	53%
50-59	52%	6%	42%
60-69	71%	12%	17%
70-79	72%	18%	10%
80+	72%	13%	15%
Total	45%	9%	46%



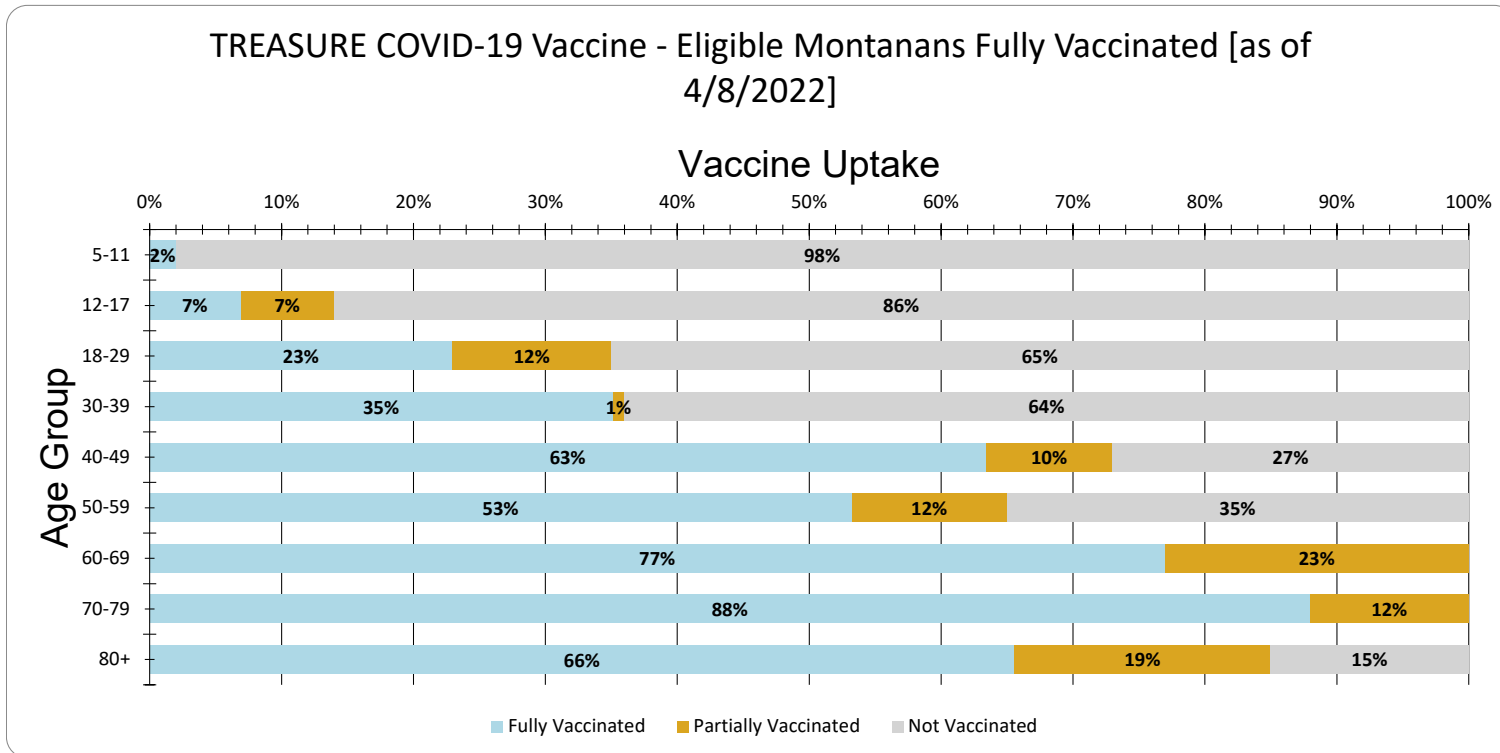
TOOLE Vaccine Uptake for Eligible Montanans by Age Group as of 4/8/2022

Age Group	Fully Vaccinated	Partially Vaccinated	Not Vaccinated
5-11	6%	3%	91%
12-17	23%	3%	74%
18-29	34%	3%	63%
30-39	51%	3%	46%
40-49	56%	4%	40%
50-59	58%	2%	40%
60-69	75%	3%	22%
70-79	77%	3%	20%
80+	56%	6%	38%
Total	50%	3%	47%



TREASURE Vaccine Uptake for Eligible Montanans by Age Group as of 4/8/2022

Age Group	Fully Vaccinated	Partially Vaccinated	Not Vaccinated
5-11	2%	0%	98%
12-17	7%	7%	86%
18-29	23%	12%	65%
30-39	35%	1%	64%
40-49	63%	10%	27%
50-59	53%	12%	35%
60-69	77%	23%	0%
70-79	88%	12%	0%
80+	66%	19%	15%
Total	52%	17%	31%

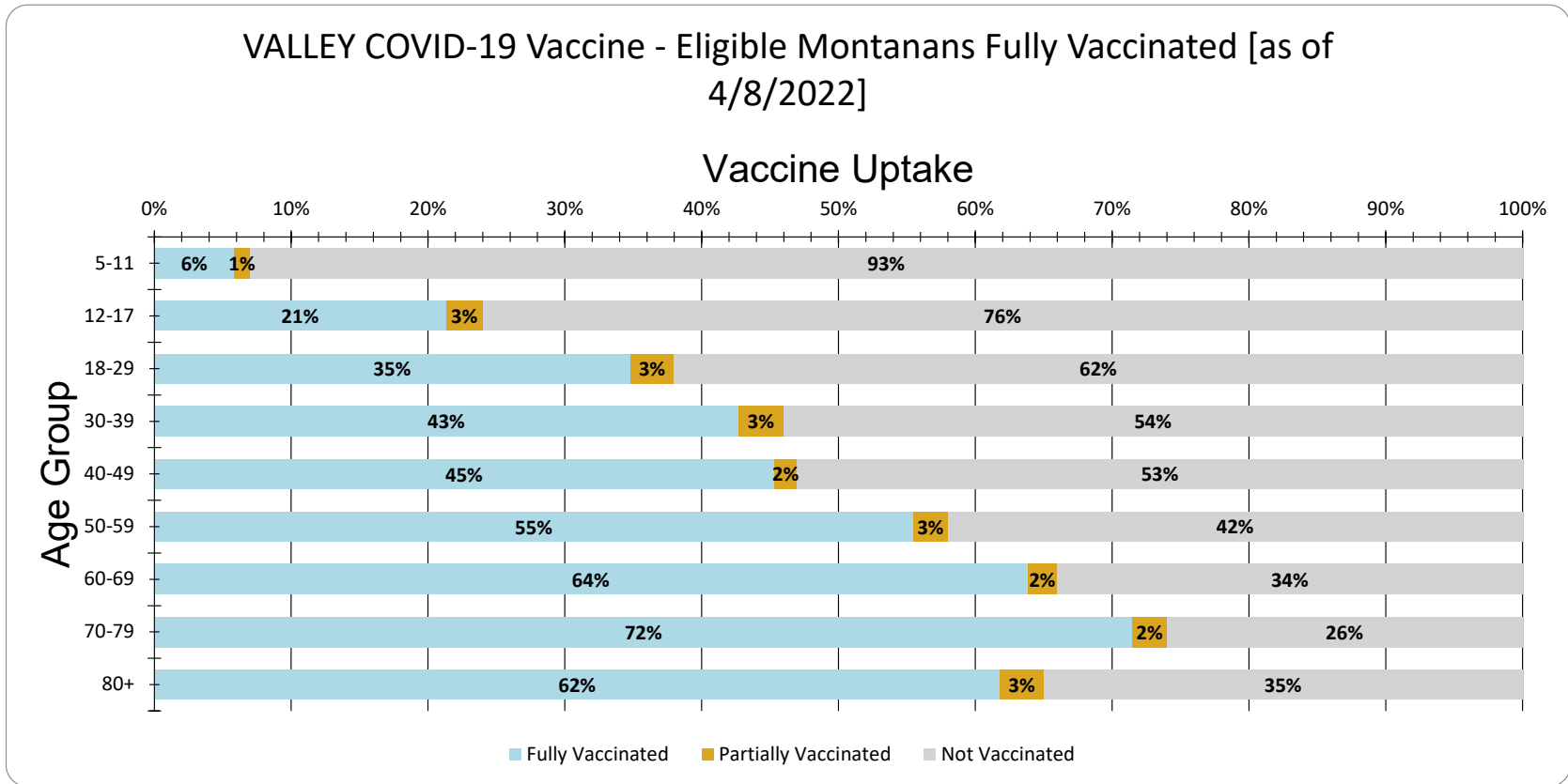


NOTE: There are potential limiting factors likely resulting in the calculation of >100% for the 60-69 and 70-79 age group:

- 1) Population estimates are from 2020 and may be lower than 2021 and 2022 numbers.
- 2) Due to excellent outreach in the county, some doses administered may have been given to out-of-state or out-of-country residents but due to missing residence information, they are defaulted to county of administration (in this case, Treasure).

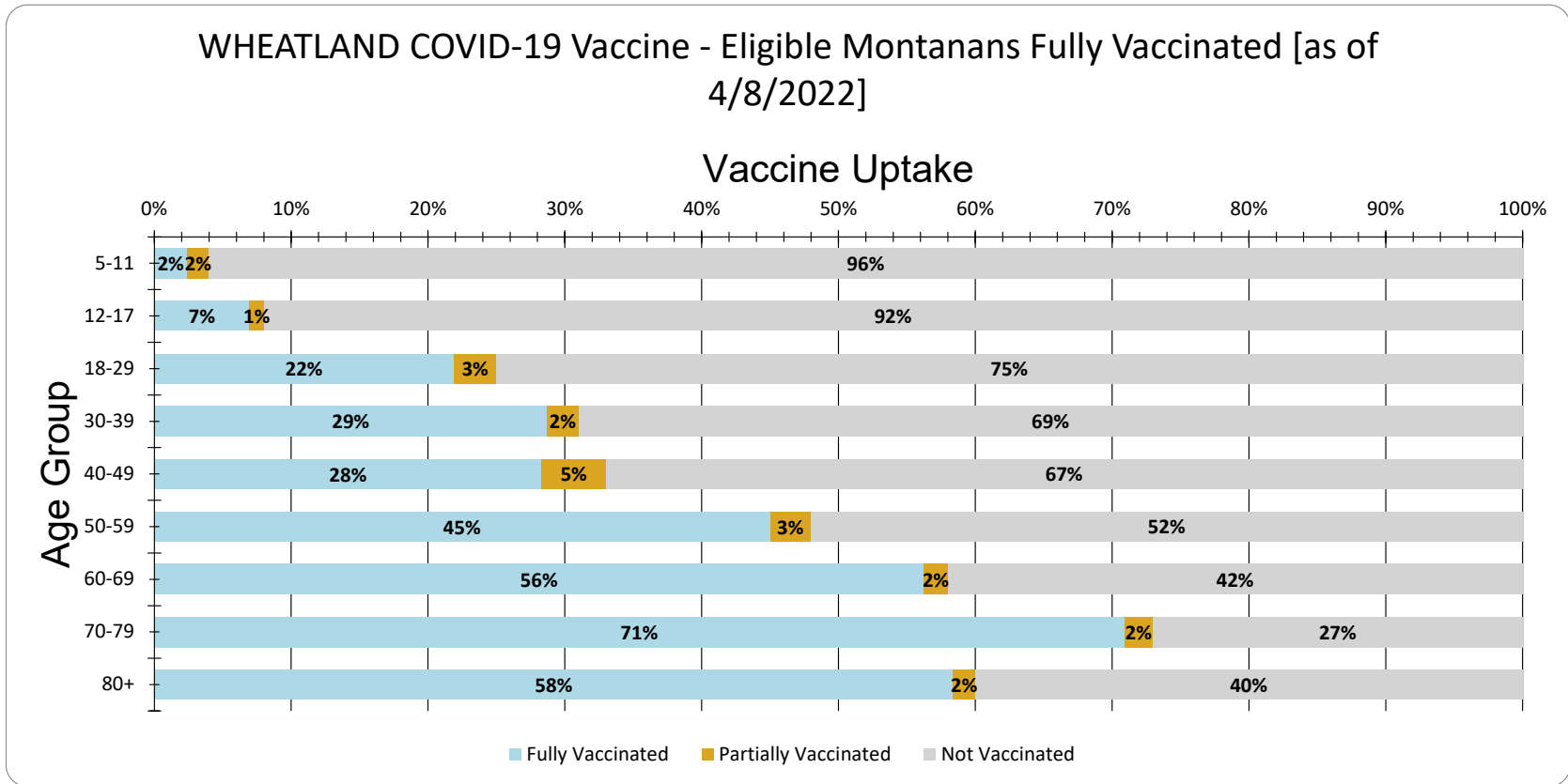
VALLEY Vaccine Uptake for Eligible Montanans by Age Group as of 4/8/2022

Age Group	Fully Vaccinated	Partially Vaccinated	Not Vaccinated
5-11	6%	1%	93%
12-17	21%	3%	76%
18-29	35%	3%	62%
30-39	43%	3%	54%
40-49	45%	2%	53%
50-59	55%	3%	42%
60-69	64%	2%	34%
70-79	72%	2%	26%
80+	62%	3%	35%
Total	46%	3%	51%



WHEATLAND Vaccine Uptake for Eligible Montanans by Age Group as of 4/8/2022

Age Group	Fully Vaccinated	Partially Vaccinated	Not Vaccinated
5-11	2%	2%	96%
12-17	7%	1%	92%
18-29	22%	3%	75%
30-39	29%	2%	69%
40-49	28%	5%	67%
50-59	45%	3%	52%
60-69	56%	2%	42%
70-79	71%	2%	27%
80+	58%	2%	40%
Total	37%	3%	60%



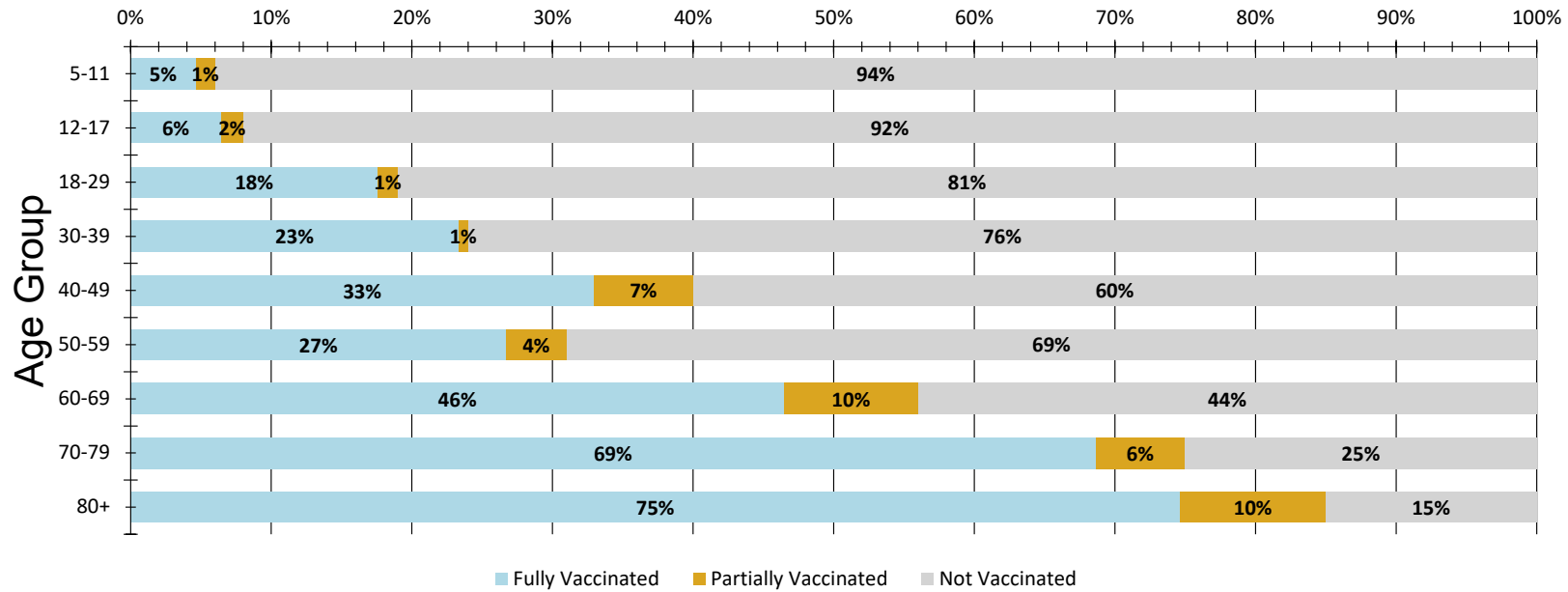


WIBAUX Vaccine Uptake for Eligible Montanans by Age Group as of 4/8/2022

Age Group	Fully Vaccinated	Partially Vaccinated	Not Vaccinated
5-11	5%	1%	94%
12-17	6%	2%	92%
18-29	18%	1%	81%
30-39	23%	1%	76%
40-49	33%	7%	60%
50-59	27%	4%	69%
60-69	46%	10%	44%
70-79	69%	6%	25%
80+	75%	10%	15%
Total	34%	6%	60%

### WIBAUX COVID-19 Vaccine - Eligible Montanans Fully Vaccinated [as of 4/8/2022]

#### Vaccine Uptake



YELLOWSTONE Vaccine Uptake for Eligible Montanans by Age Group as of 4/8/2022

Age Group	Fully Vaccinated	Partially Vaccinated	Not Vaccinated
5-11	14%	5%	81%
12-17	38%	4%	58%
18-29	43%	8%	49%
30-39	50%	6%	44%
40-49	57%	5%	38%
50-59	62%	6%	32%
60-69	78%	5%	17%
70-79	83%	6%	11%
80+	80%	7%	13%
Total	54%	6%	40%

