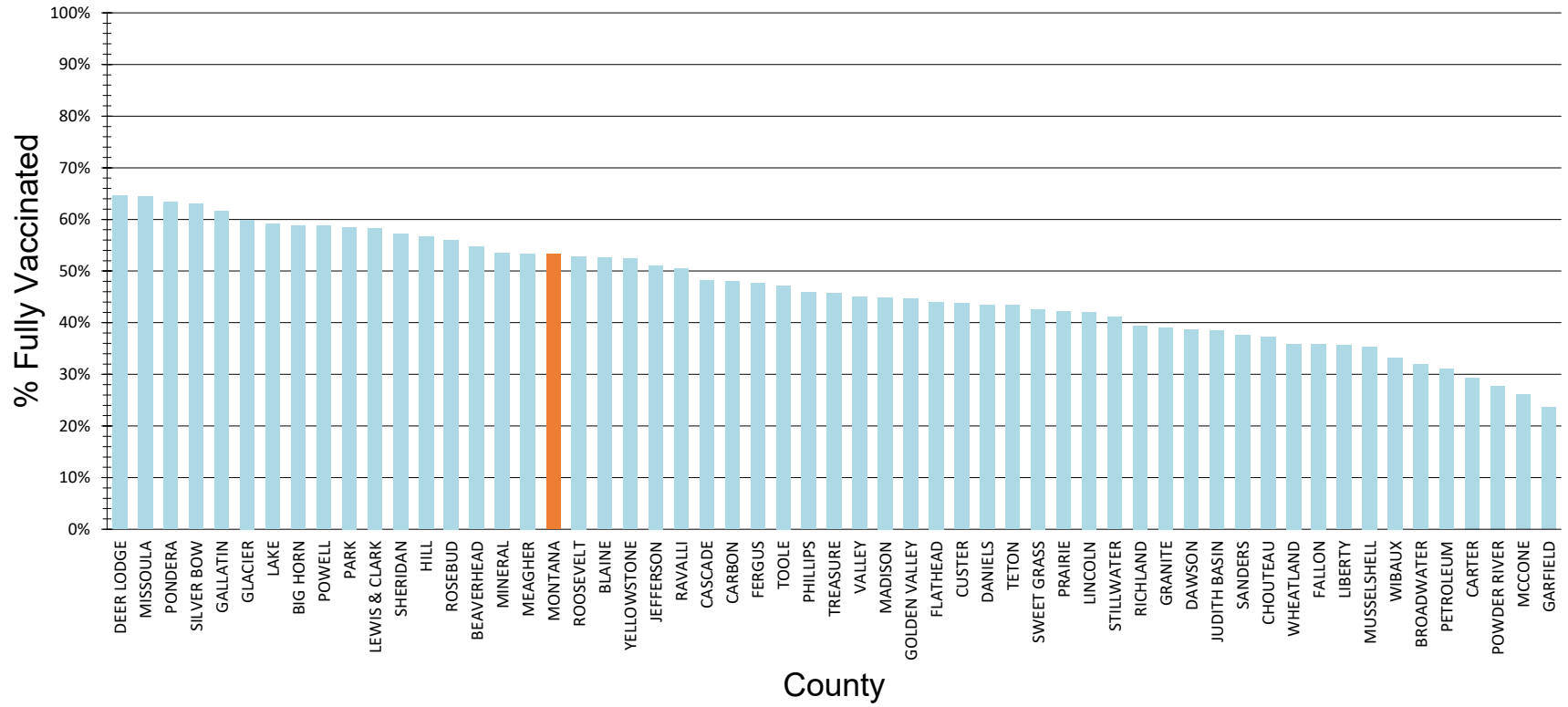
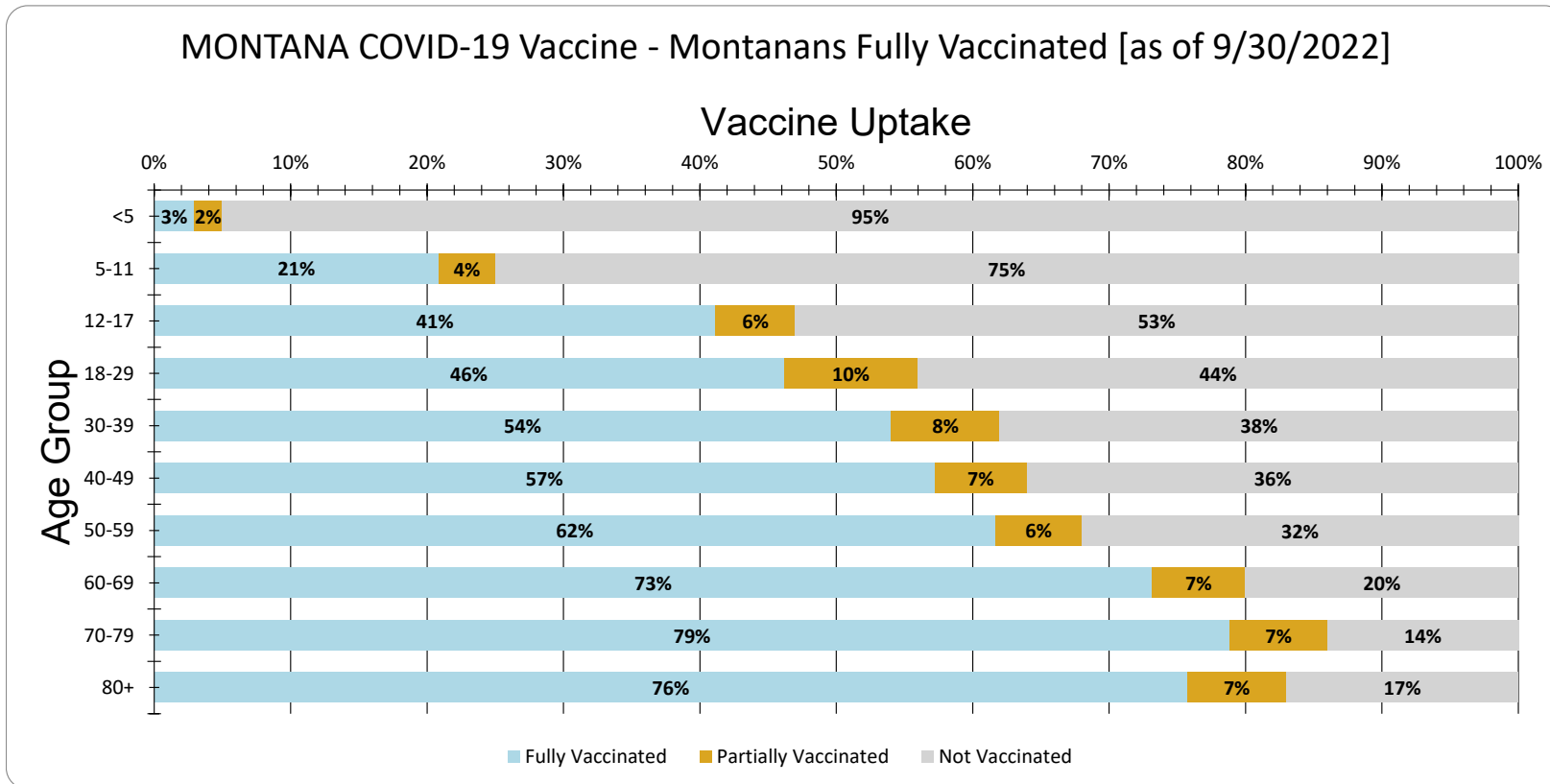


Percent Fully Vaccinated by County - Montana, [as of 9/30/2022]



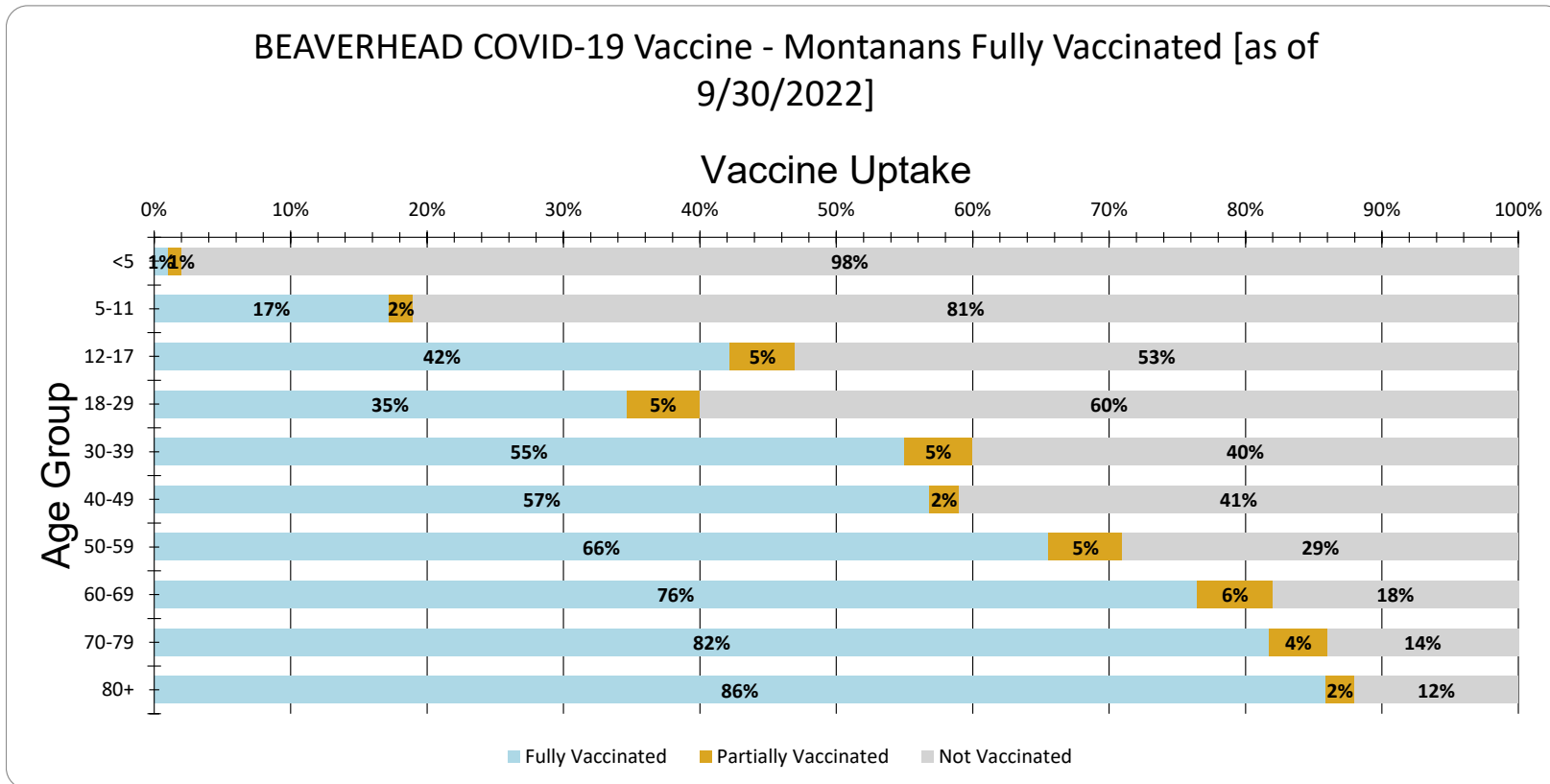
MONTANA Vaccine Uptake for Montanans by Age Group as of 9/30/2022

Age Group	Fully Vaccinated	Partially Vaccinated	Not Vaccinated
<5	3%	2%	95%
5-11	21%	4%	75%
12-17	41%	6%	53%
18-29	46%	10%	44%
30-39	54%	8%	38%
40-49	57%	7%	36%
50-59	62%	6%	32%
60-69	73%	7%	20%
70-79	79%	7%	14%
80+	76%	7%	17%
Total	53%	7%	40%



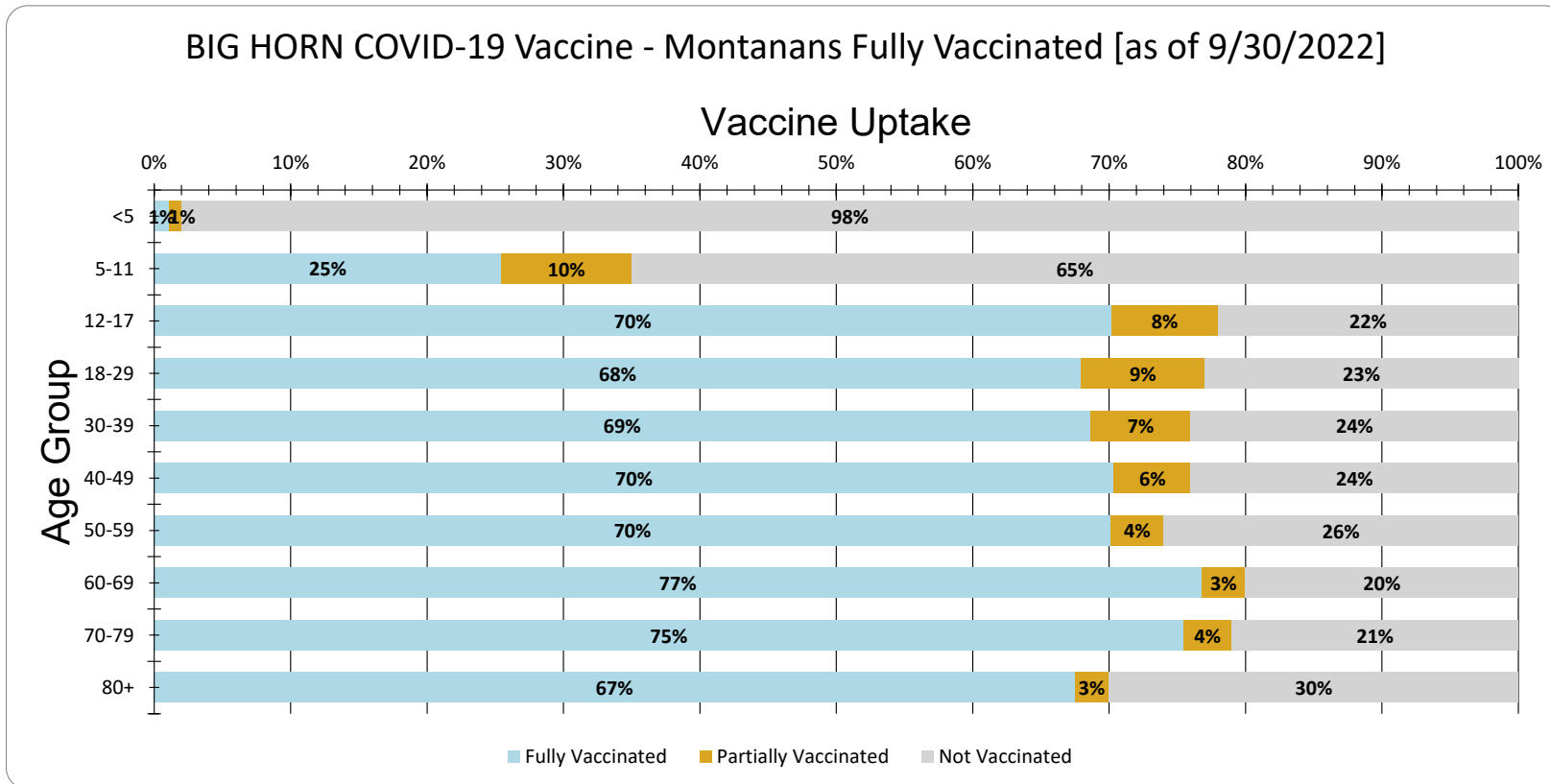
BEAVERHEAD Vaccine Uptake for Montanans by Age Group as of 9/30/2022

Age Group	Fully Vaccinated	Partially Vaccinated	Not Vaccinated
<5	1%	1%	98%
5-11	17%	2%	81%
12-17	42%	5%	53%
18-29	35%	5%	60%
30-39	55%	5%	40%
40-49	57%	2%	41%
50-59	66%	5%	29%
60-69	76%	6%	18%
70-79	82%	4%	14%
80+	86%	2%	12%
Total	55%	4%	41%



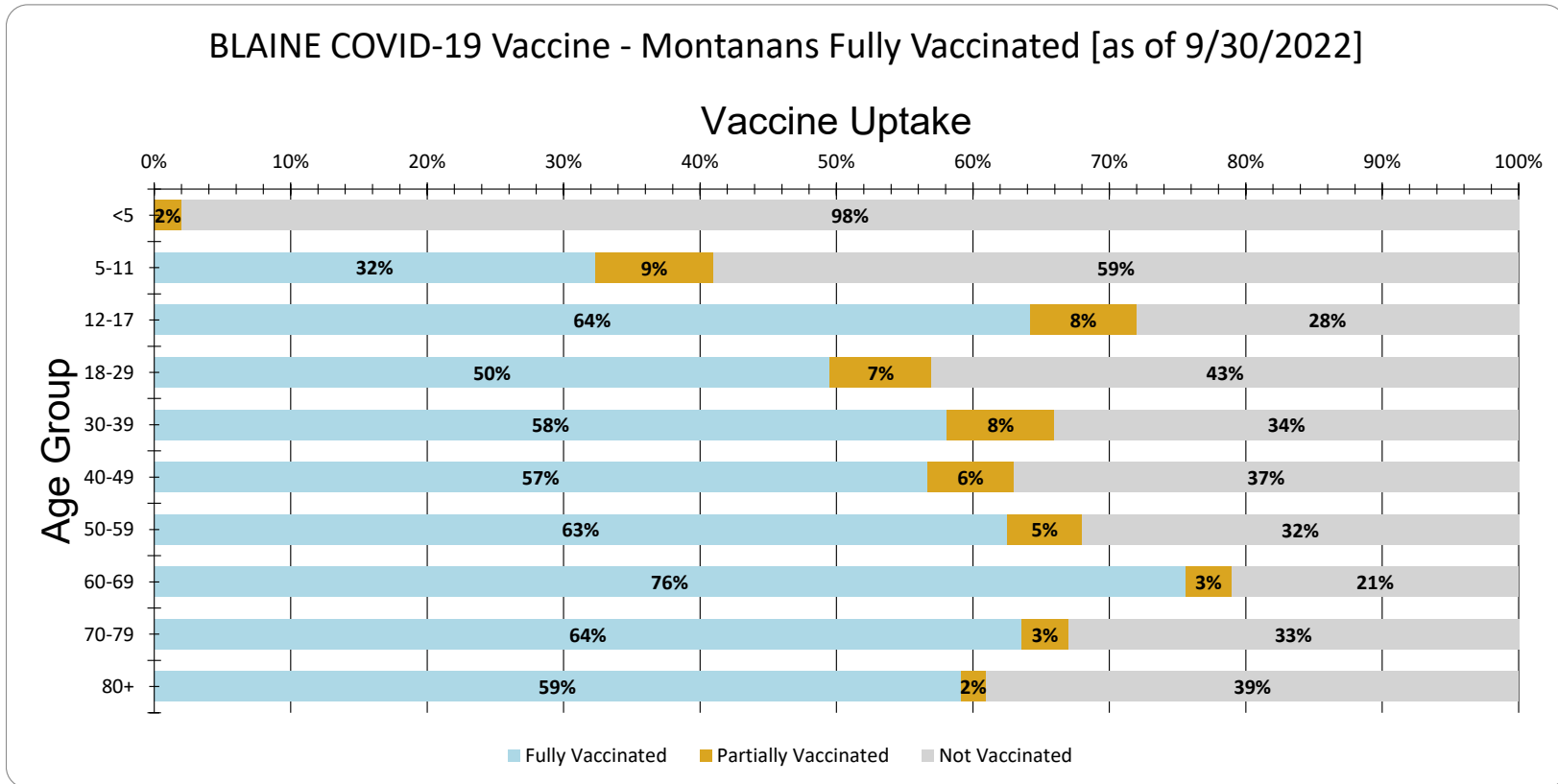
BIG HORN Vaccine Uptake for Montanans by Age Group as of 9/30/2022

Age Group	Fully Vaccinated	Partially Vaccinated	Not Vaccinated
<5	1%	1%	98%
5-11	25%	10%	65%
12-17	70%	8%	22%
18-29	68%	9%	23%
30-39	69%	7%	24%
40-49	70%	6%	24%
50-59	70%	4%	26%
60-69	77%	3%	20%
70-79	75%	4%	21%
80+	67%	3%	30%
Total	59%	6%	35%



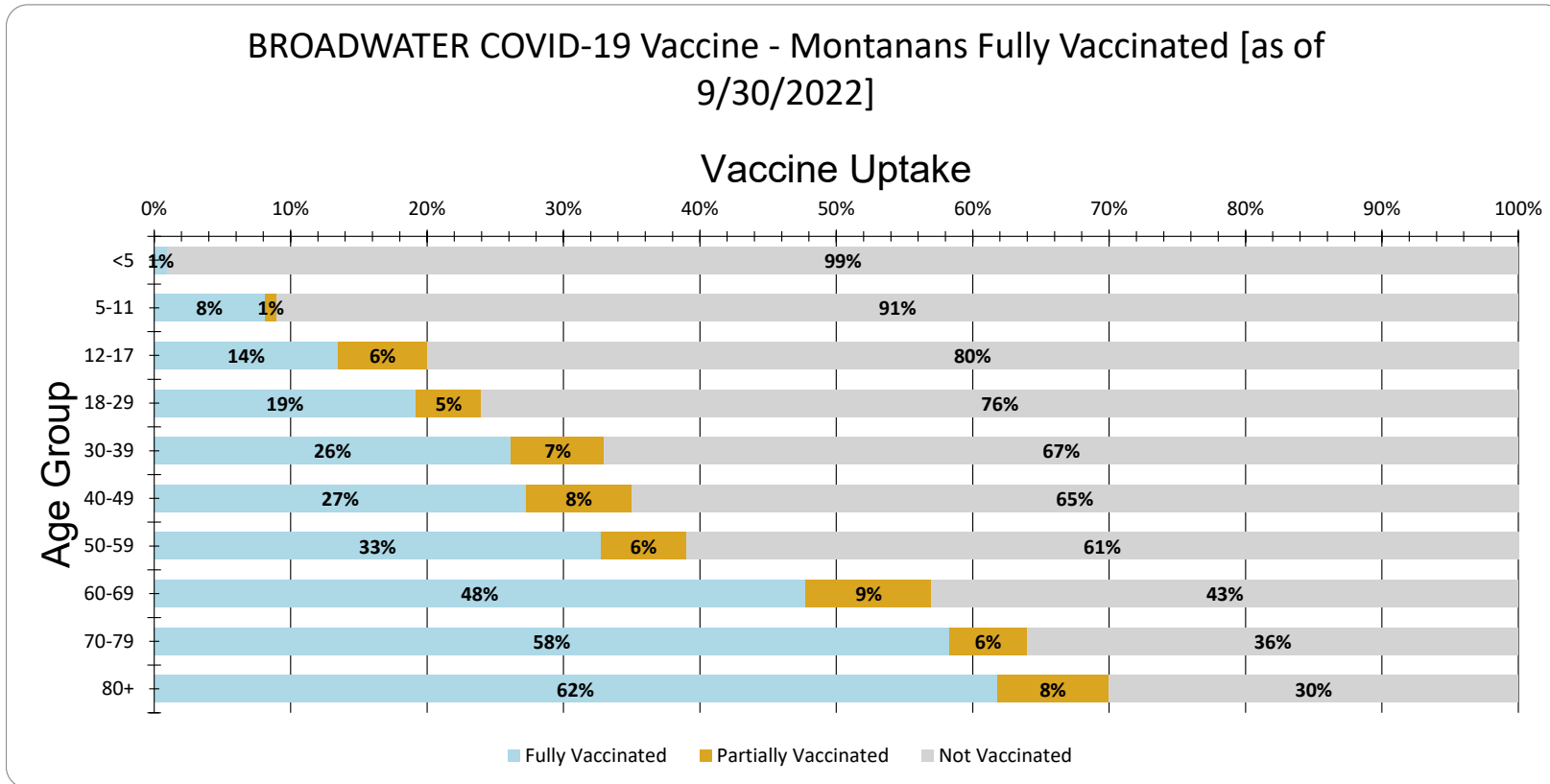
BLAINE Vaccine Uptake for Montanans by Age Group as of 9/30/2022

Age Group	Fully Vaccinated	Partially Vaccinated	Not Vaccinated
<5	0%	2%	98%
5-11	32%	9%	59%
12-17	64%	8%	28%
18-29	50%	7%	43%
30-39	58%	8%	34%
40-49	57%	6%	37%
50-59	63%	5%	32%
60-69	76%	3%	21%
70-79	64%	3%	33%
80+	59%	2%	39%
Total	53%	5%	42%



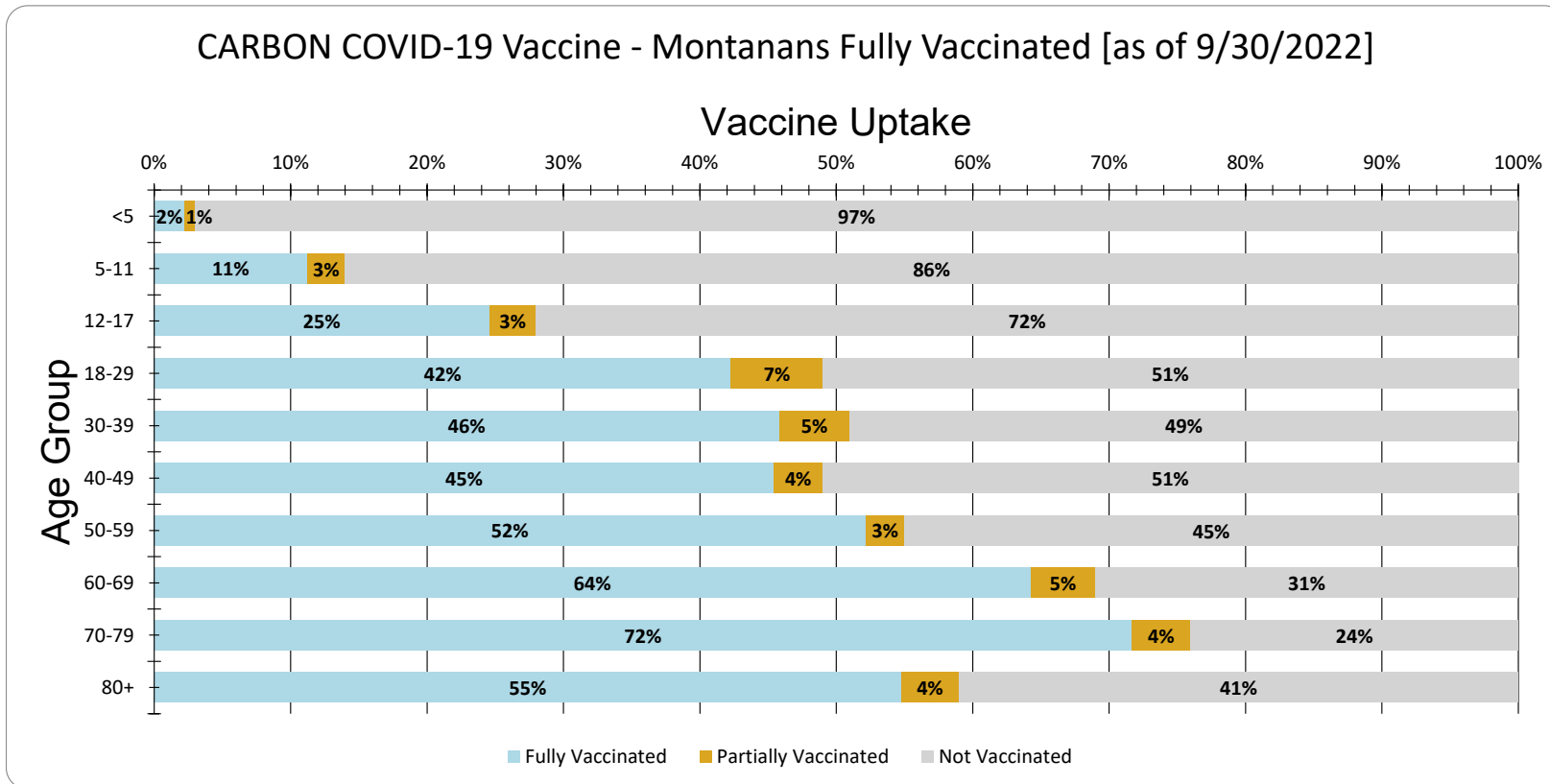
BROADWATER Vaccine Uptake for Montanans by Age Group as of 9/30/2022

Age Group	Fully Vaccinated	Partially Vaccinated	Not Vaccinated
<5	1%	0%	99%
5-11	8%	1%	91%
12-17	14%	6%	80%
18-29	19%	5%	76%
30-39	26%	7%	67%
40-49	27%	8%	65%
50-59	33%	6%	61%
60-69	48%	9%	43%
70-79	58%	6%	36%
80+	62%	8%	30%
Total	32%	6%	62%



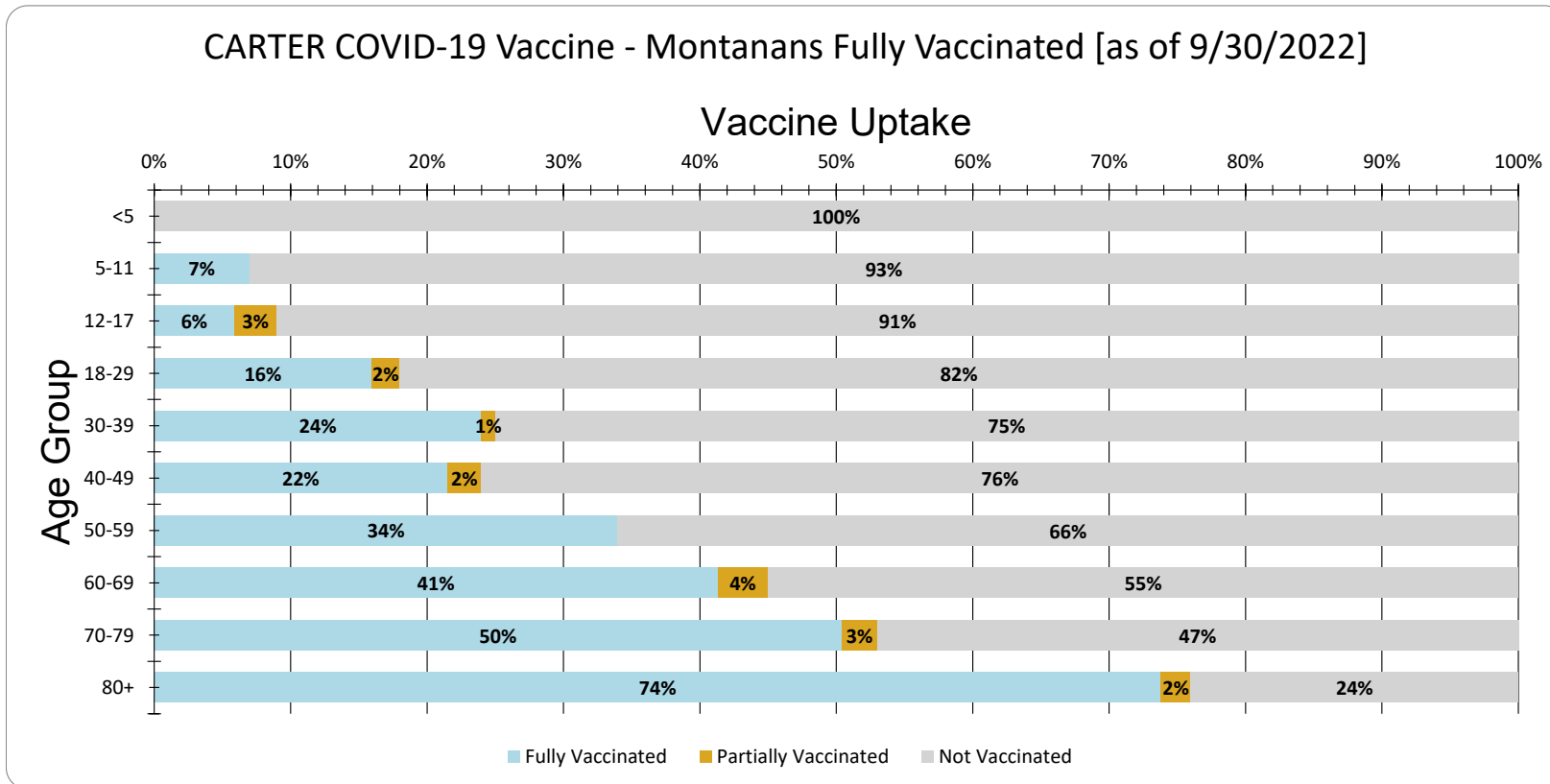
CARBON Vaccine Uptake for Montanans by Age Group as of 9/30/2022

Age Group	Fully Vaccinated	Partially Vaccinated	Not Vaccinated
<5	2%	1%	97%
5-11	11%	3%	86%
12-17	25%	3%	72%
18-29	42%	7%	51%
30-39	46%	5%	49%
40-49	45%	4%	51%
50-59	52%	3%	45%
60-69	64%	5%	31%
70-79	72%	4%	24%
80+	55%	4%	41%
Total	48%	4%	48%



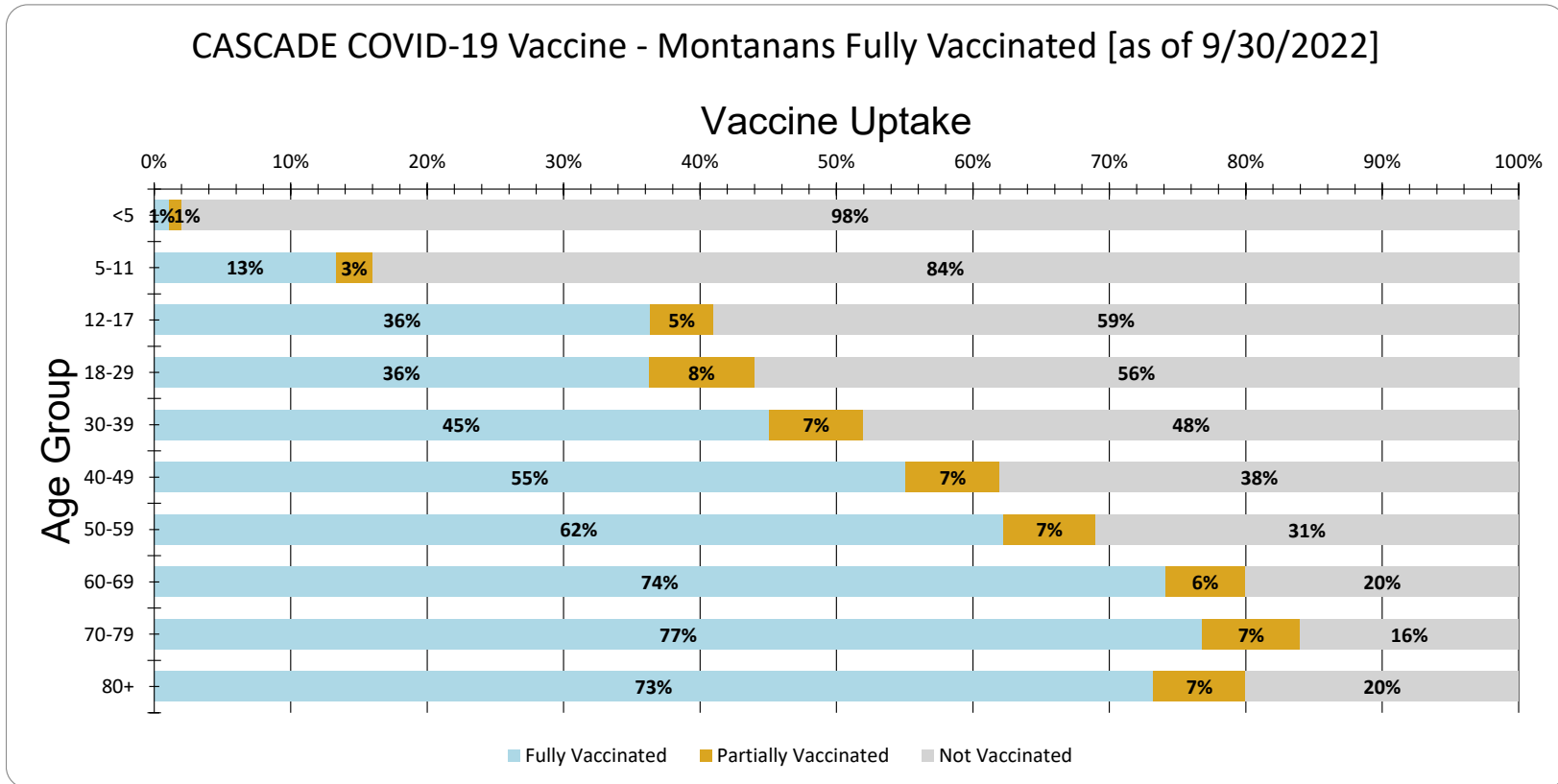
CARTER Vaccine Uptake for Montanans by Age Group as of 9/30/2022

Age Group	Fully Vaccinated	Partially Vaccinated	Not Vaccinated
<5	0%	0%	100%
5-11	7%	0%	93%
12-17	6%	3%	91%
18-29	16%	2%	82%
30-39	24%	1%	75%
40-49	22%	2%	76%
50-59	34%	0%	66%
60-69	41%	4%	55%
70-79	50%	3%	47%
80+	74%	2%	24%
Total	29%	2%	69%



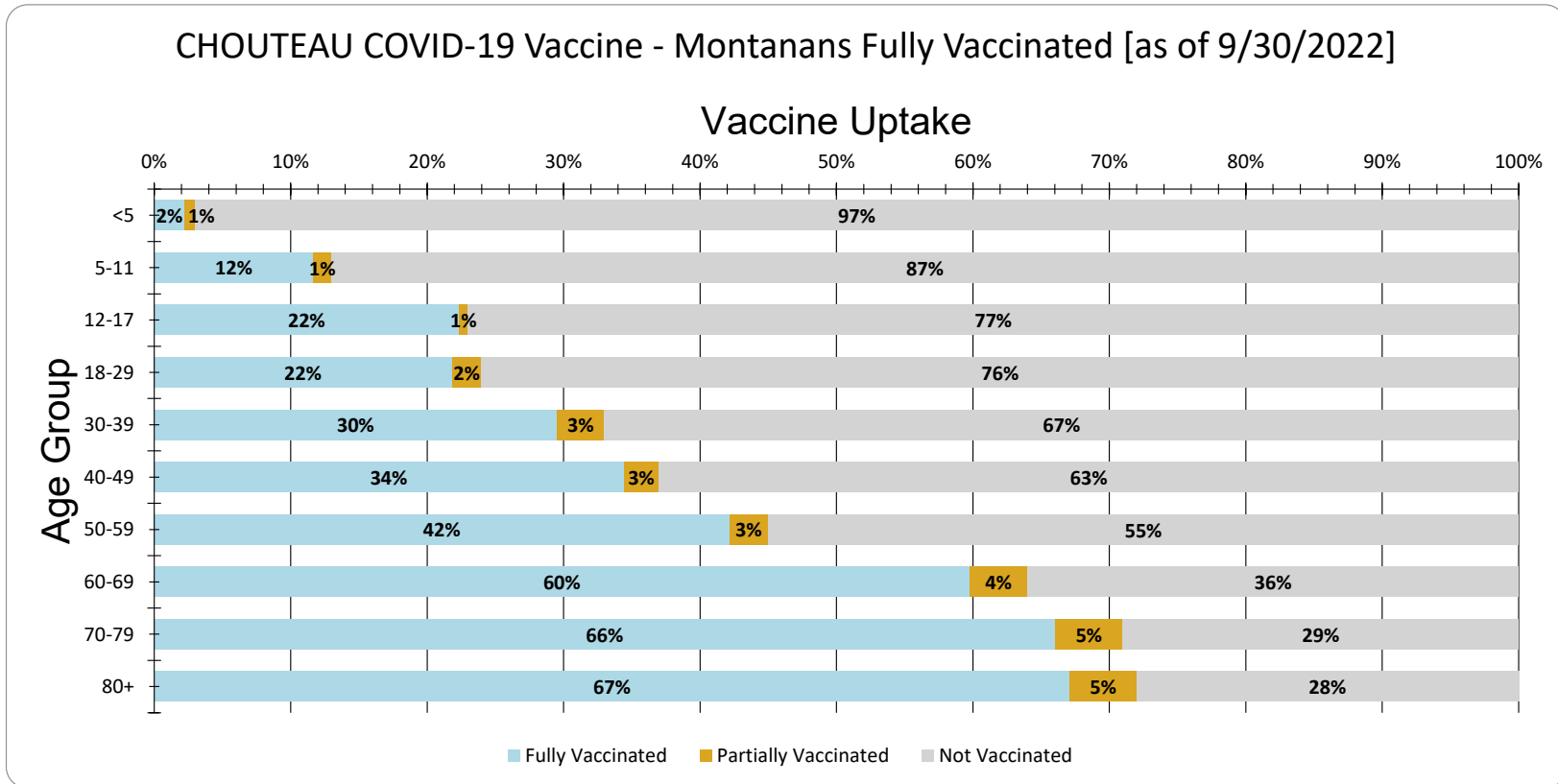
CASCADE Vaccine Uptake for Montanans by Age Group as of 9/30/2022

Age Group	Fully Vaccinated	Partially Vaccinated	Not Vaccinated
<5	1%	1%	98%
5-11	13%	3%	84%
12-17	36%	5%	59%
18-29	36%	8%	56%
30-39	45%	7%	48%
40-49	55%	7%	38%
50-59	62%	7%	31%
60-69	74%	6%	20%
70-79	77%	7%	16%
80+	73%	7%	20%
Total	48%	6%	46%



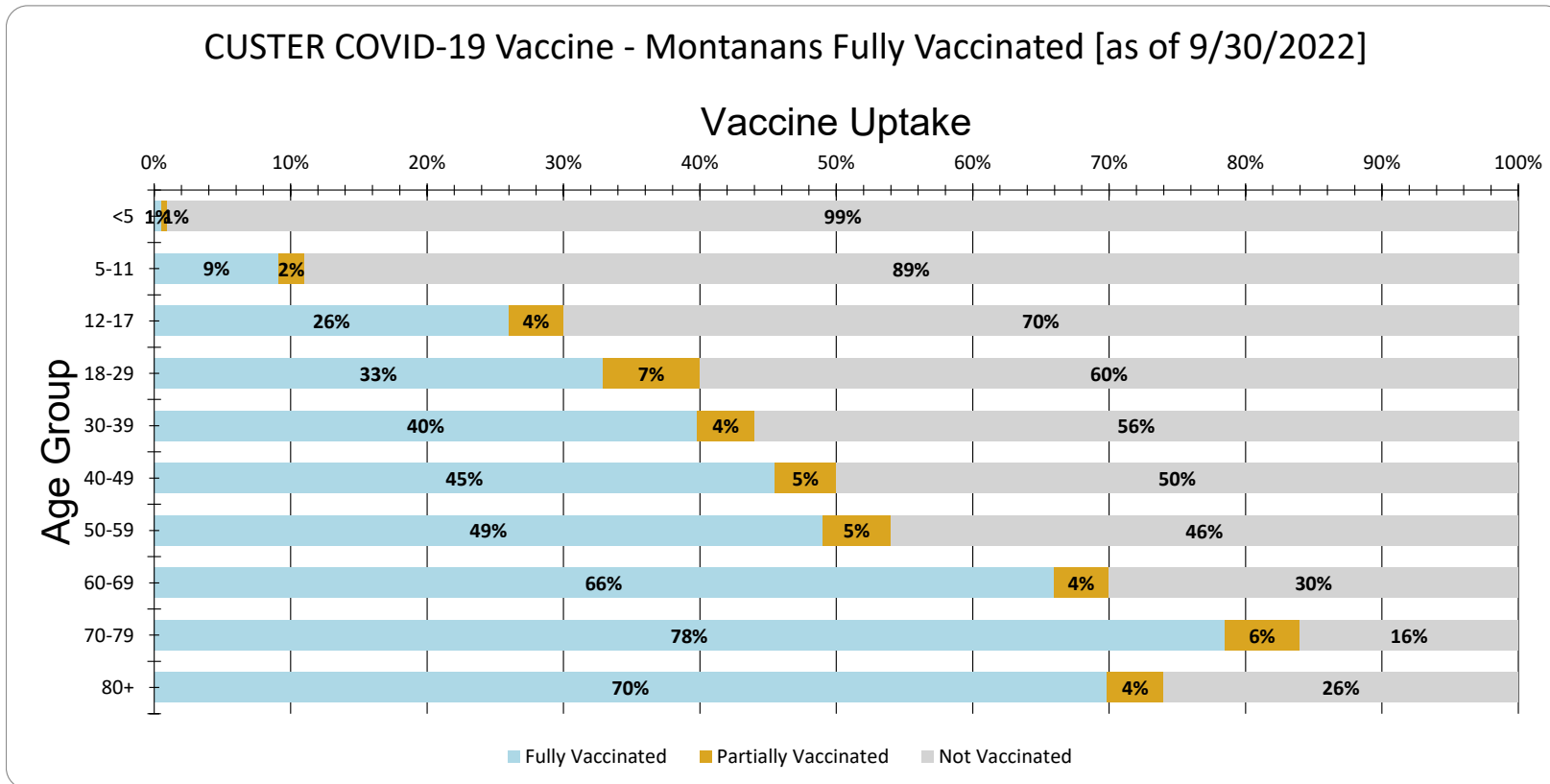
CHOUTEAU Vaccine Uptake for Montanans by Age Group as of 9/30/2022

Age Group	Fully Vaccinated	Partially Vaccinated	Not Vaccinated
<5	2%	1%	97%
5-11	12%	1%	87%
12-17	22%	1%	77%
18-29	22%	2%	76%
30-39	30%	3%	67%
40-49	34%	3%	63%
50-59	42%	3%	55%
60-69	60%	4%	36%
70-79	66%	5%	29%
80+	67%	5%	28%
Total	37%	3%	60%



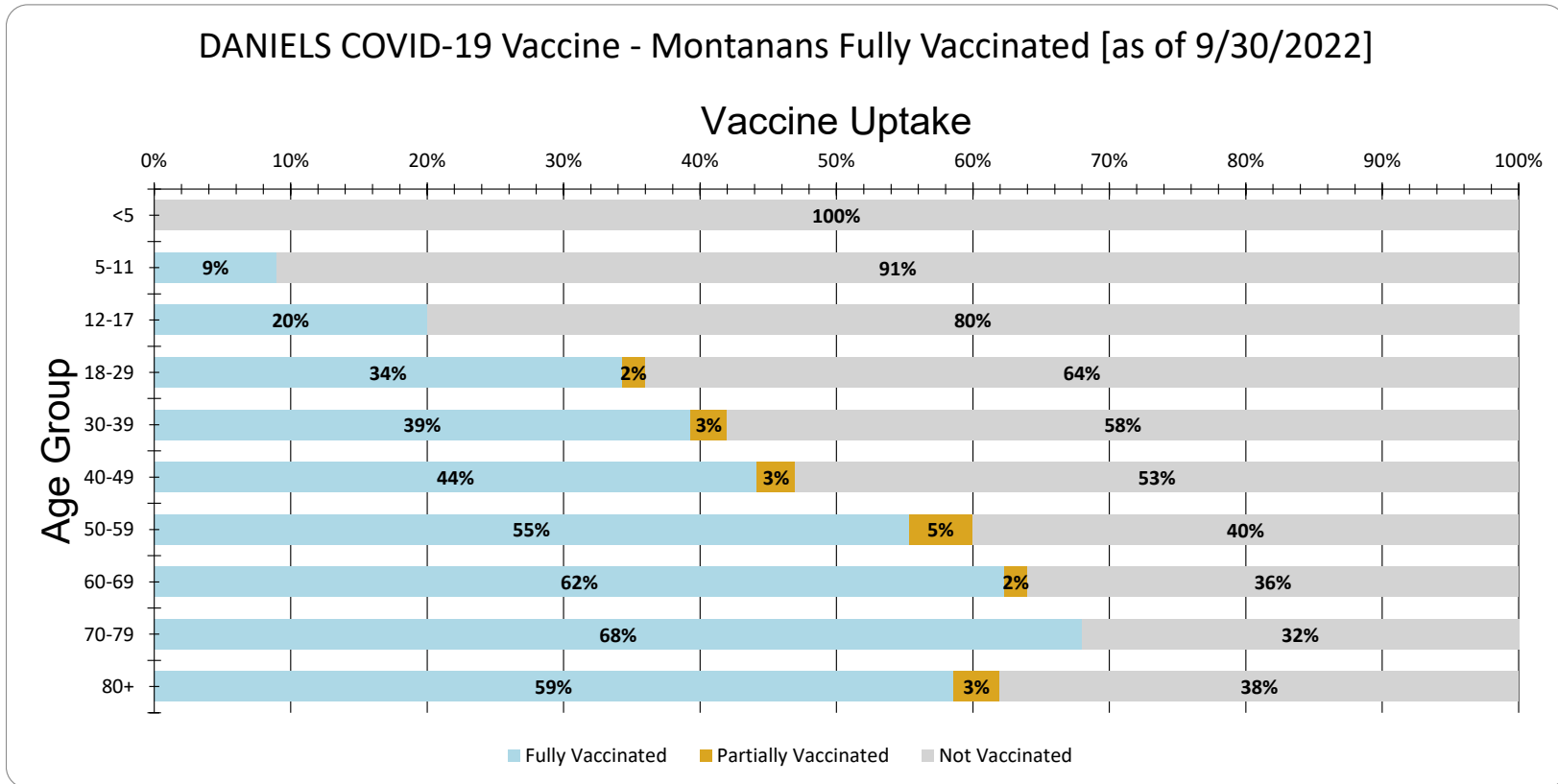
CUSTER Vaccine Uptake for Montanans by Age Group as of 9/30/2022

Age Group	Fully Vaccinated	Partially Vaccinated	Not Vaccinated
<5	1%	1%	99%
5-11	9%	2%	89%
12-17	26%	4%	70%
18-29	33%	7%	60%
30-39	40%	4%	56%
40-49	45%	5%	50%
50-59	49%	5%	46%
60-69	66%	4%	30%
70-79	78%	6%	16%
80+	70%	4%	26%
Total	44%	4%	52%



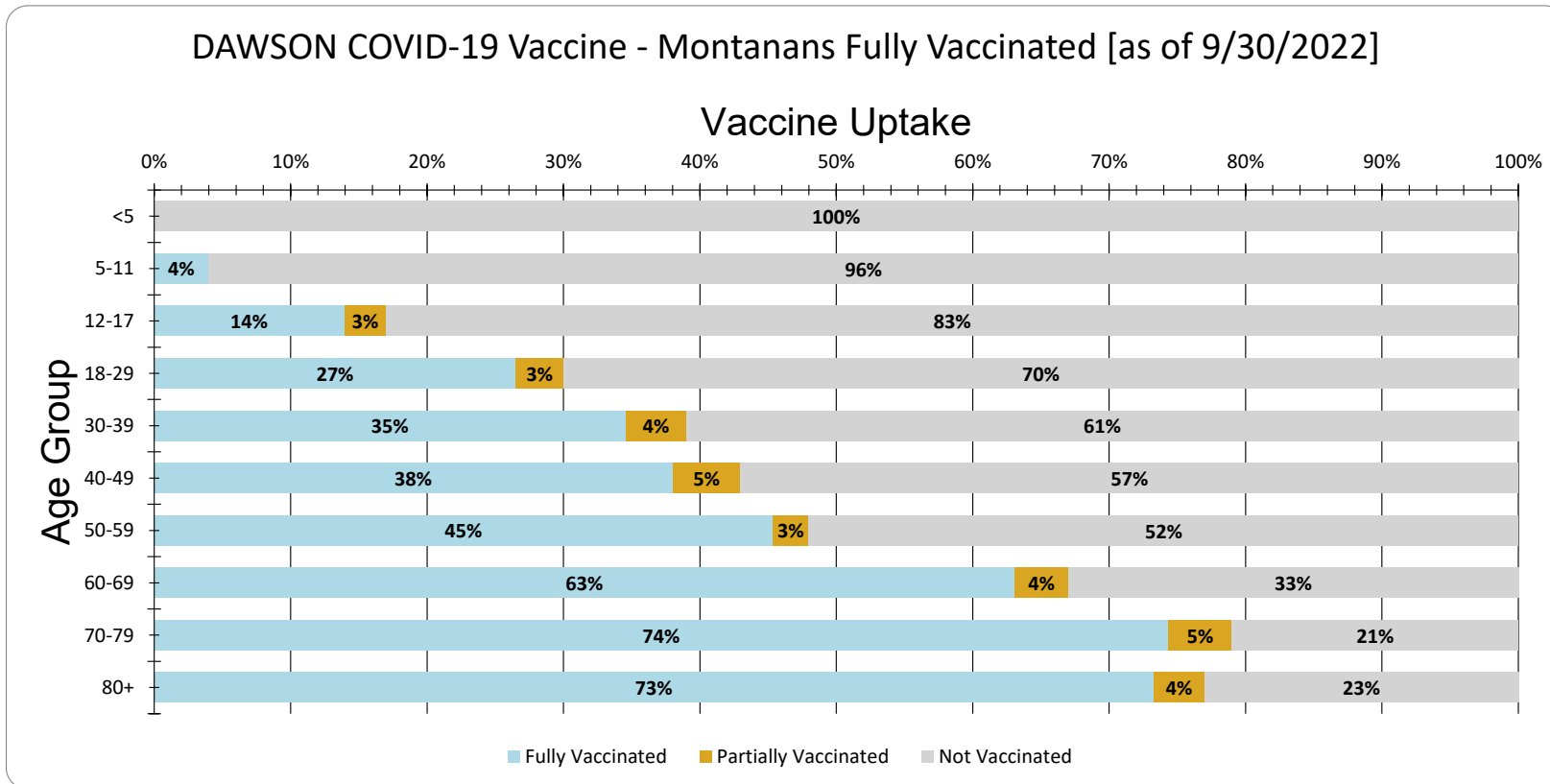
DANIELS Vaccine Uptake for Montanans by Age Group as of 9/30/2022

Age Group	Fully Vaccinated	Partially Vaccinated	Not Vaccinated
<5	0%	0%	100%
5-11	9%	0%	91%
12-17	20%	0%	80%
18-29	34%	2%	64%
30-39	39%	3%	58%
40-49	44%	3%	53%
50-59	55%	5%	40%
60-69	62%	2%	36%
70-79	68%	0%	32%
80+	59%	3%	38%
Total	43%	2%	55%



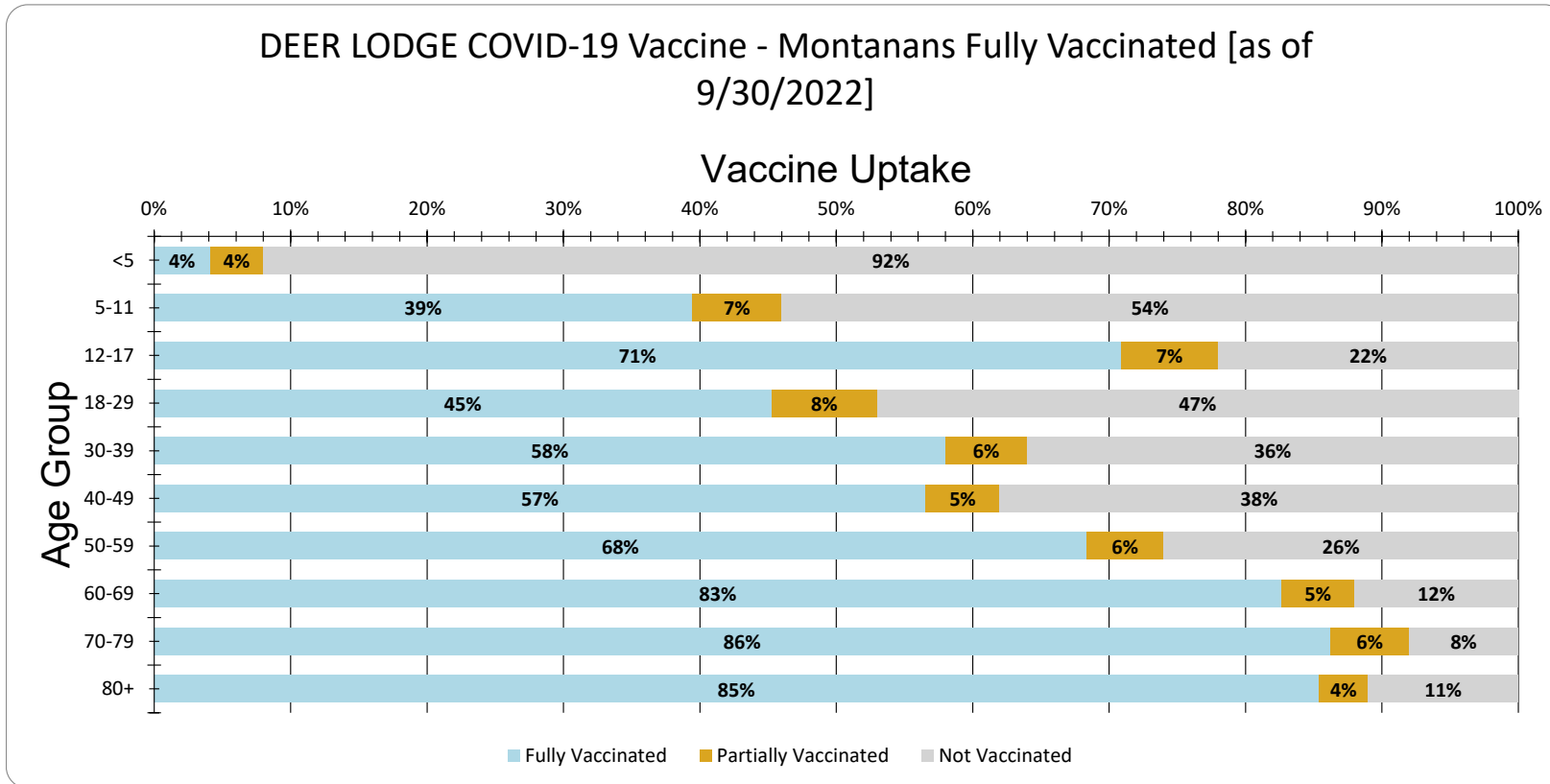
DAWSON Vaccine Uptake for Montanans by Age Group as of 9/30/2022

Age Group	Fully Vaccinated	Partially Vaccinated	Not Vaccinated
<5	0%	0%	100%
5-11	4%	0%	96%
12-17	14%	3%	83%
18-29	27%	3%	70%
30-39	35%	4%	61%
40-49	38%	5%	57%
50-59	45%	3%	52%
60-69	63%	4%	33%
70-79	74%	5%	21%
80+	73%	4%	23%
Total	39%	3%	58%



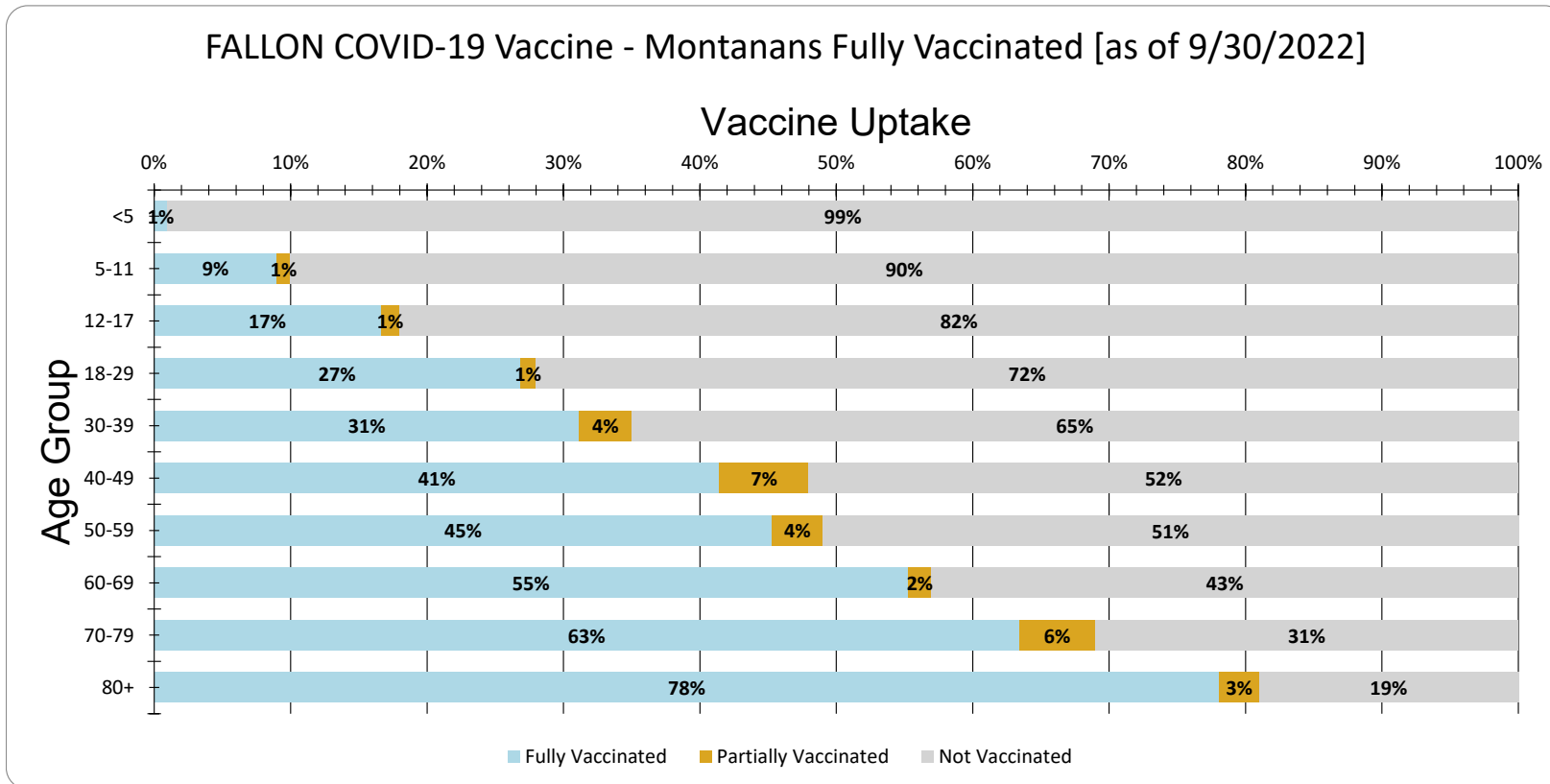
DEER LODGE Vaccine Uptake for Montanans by Age Group as of 9/30/2022

Age Group	Fully Vaccinated	Partially Vaccinated	Not Vaccinated
<5	4%	4%	92%
5-11	39%	7%	54%
12-17	71%	7%	22%
18-29	45%	8%	47%
30-39	58%	6%	36%
40-49	57%	5%	38%
50-59	68%	6%	26%
60-69	83%	5%	12%
70-79	86%	6%	8%
80+	85%	4%	11%
Total	65%	5%	30%



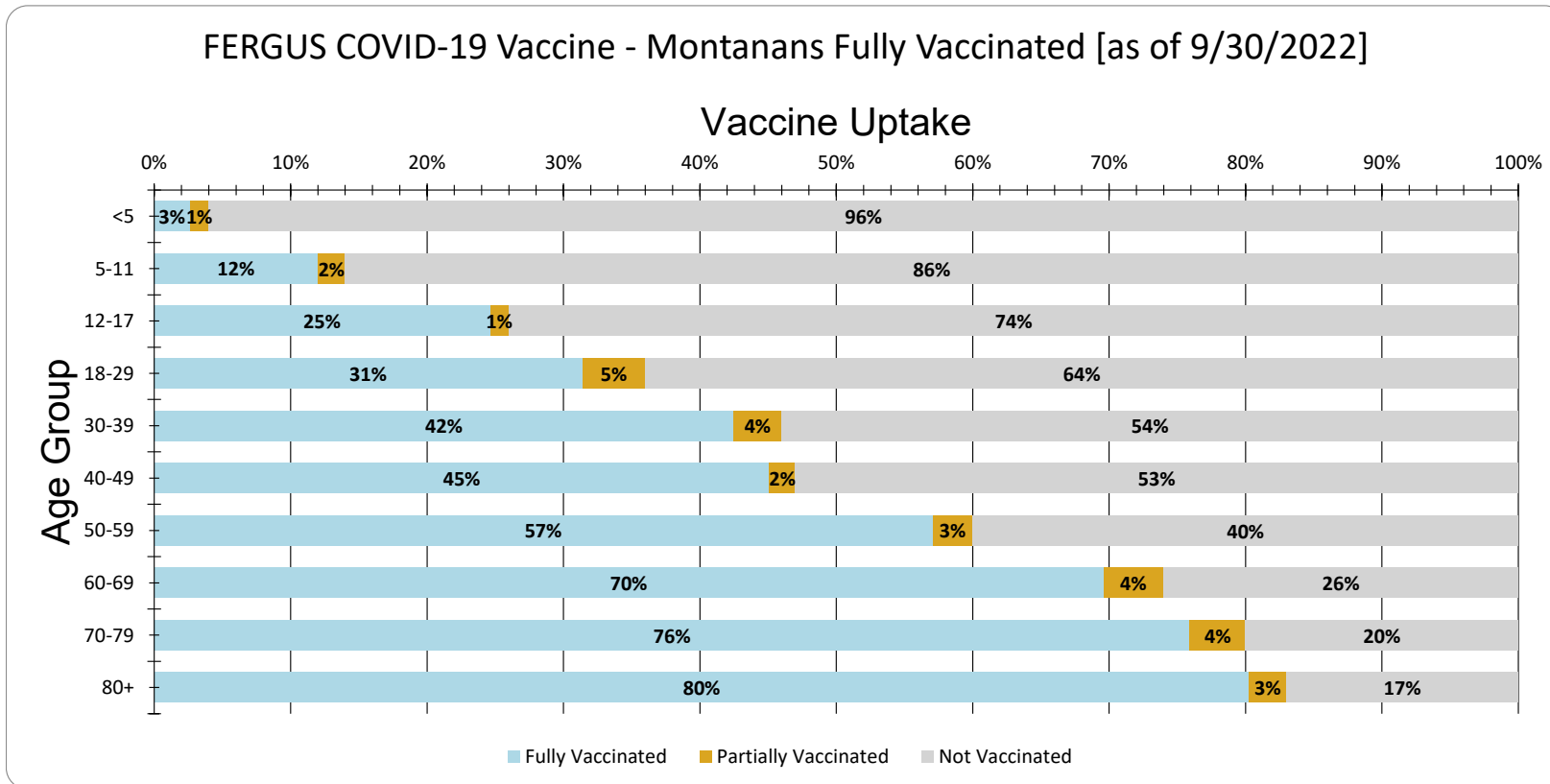
FALLON Vaccine Uptake for Montanans by Age Group as of 9/30/2022

Age Group	Fully Vaccinated	Partially Vaccinated	Not Vaccinated
<5	1%	0%	99%
5-11	9%	1%	90%
12-17	17%	1%	82%
18-29	27%	1%	72%
30-39	31%	4%	65%
40-49	41%	7%	52%
50-59	45%	4%	51%
60-69	55%	2%	43%
70-79	63%	6%	31%
80+	78%	3%	19%
Total	36%	3%	61%



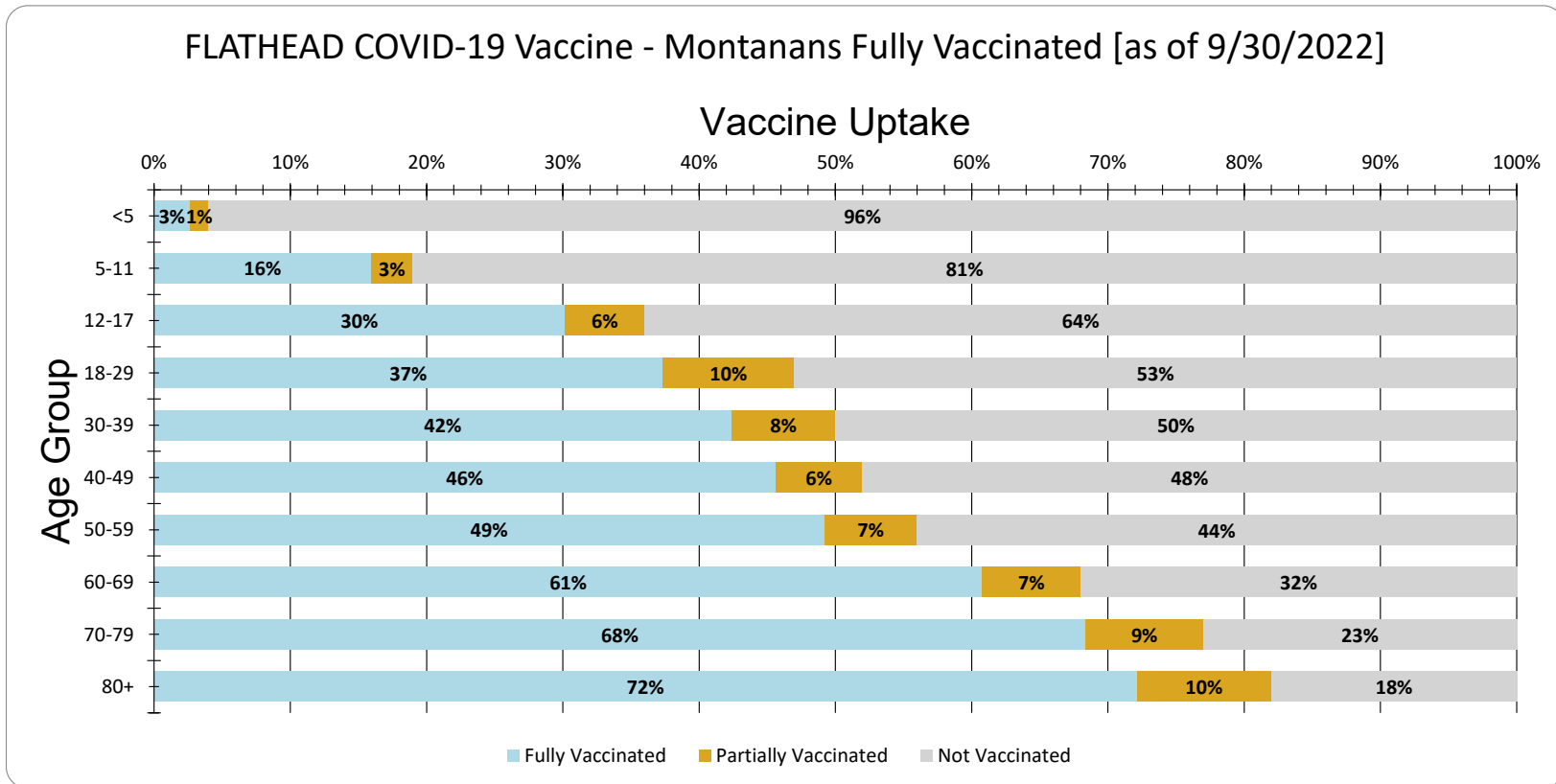
FERGUS Vaccine Uptake for Montanans by Age Group as of 9/30/2022

Age Group	Fully Vaccinated	Partially Vaccinated	Not Vaccinated
<5	3%	1%	96%
5-11	12%	2%	86%
12-17	25%	1%	74%
18-29	31%	5%	64%
30-39	42%	4%	54%
40-49	45%	2%	53%
50-59	57%	3%	40%
60-69	70%	4%	26%
70-79	76%	4%	20%
80+	80%	3%	17%
Total	48%	3%	49%



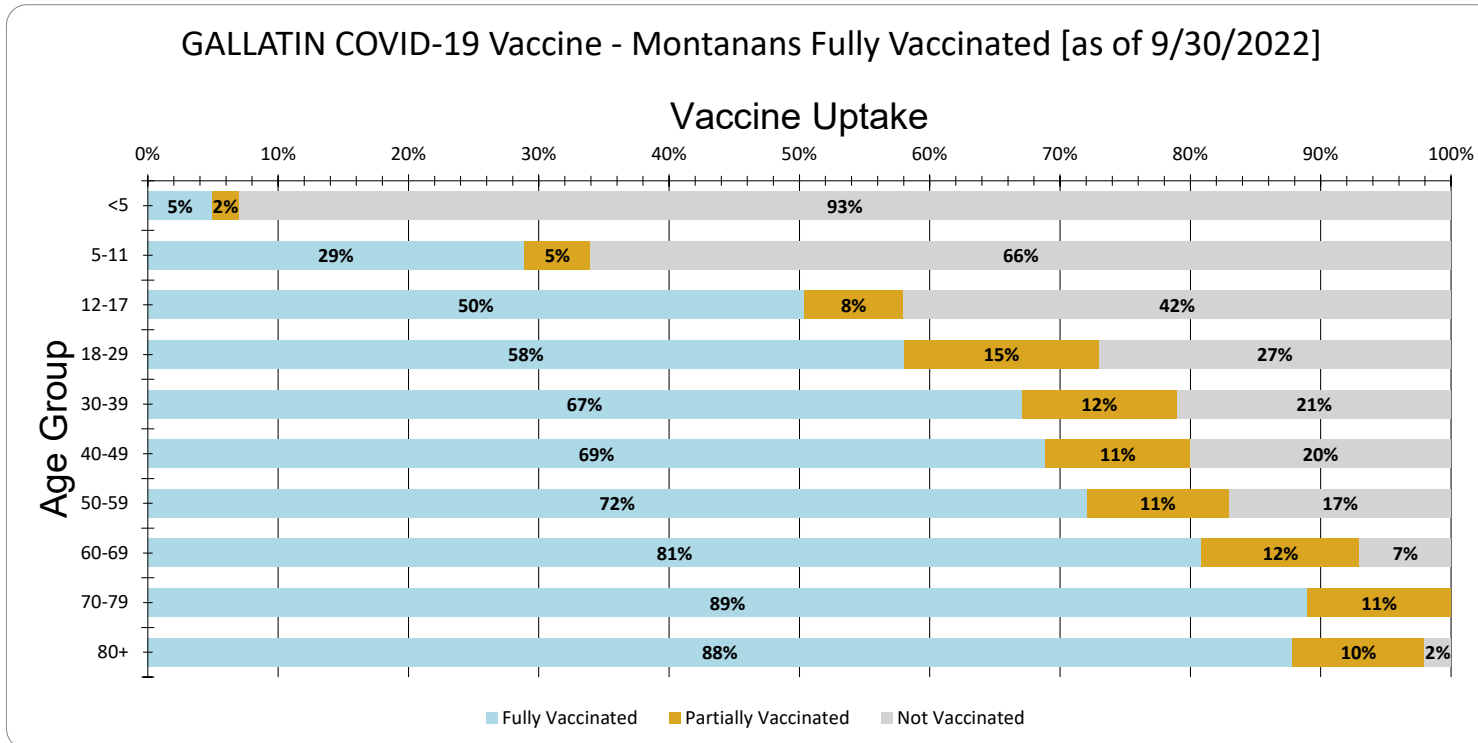
FLATHEAD Vaccine Uptake for Montanans by Age Group as of 9/30/2022

Age Group	Fully Vaccinated	Partially Vaccinated	Not Vaccinated
<5	3%	1%	96%
5-11	16%	3%	81%
12-17	30%	6%	64%
18-29	37%	10%	53%
30-39	42%	8%	50%
40-49	46%	6%	48%
50-59	49%	7%	44%
60-69	61%	7%	32%
70-79	68%	9%	23%
80+	72%	10%	18%
Total	44%	7%	49%



GALLATIN Vaccine Uptake for Montanans by Age Group as of 9/30/2022

Age Group	Fully Vaccinated	Partially Vaccinated	Not Vaccinated
<5	5%	2%	93%
5-11	29%	5%	66%
12-17	50%	8%	42%
18-29	58%	15%	27%
30-39	67%	12%	21%
40-49	69%	11%	20%
50-59	72%	11%	17%
60-69	81%	12%	7%
70-79	89%	11%	0%
80+	88%	10%	2%
Total	62%	11%	27%

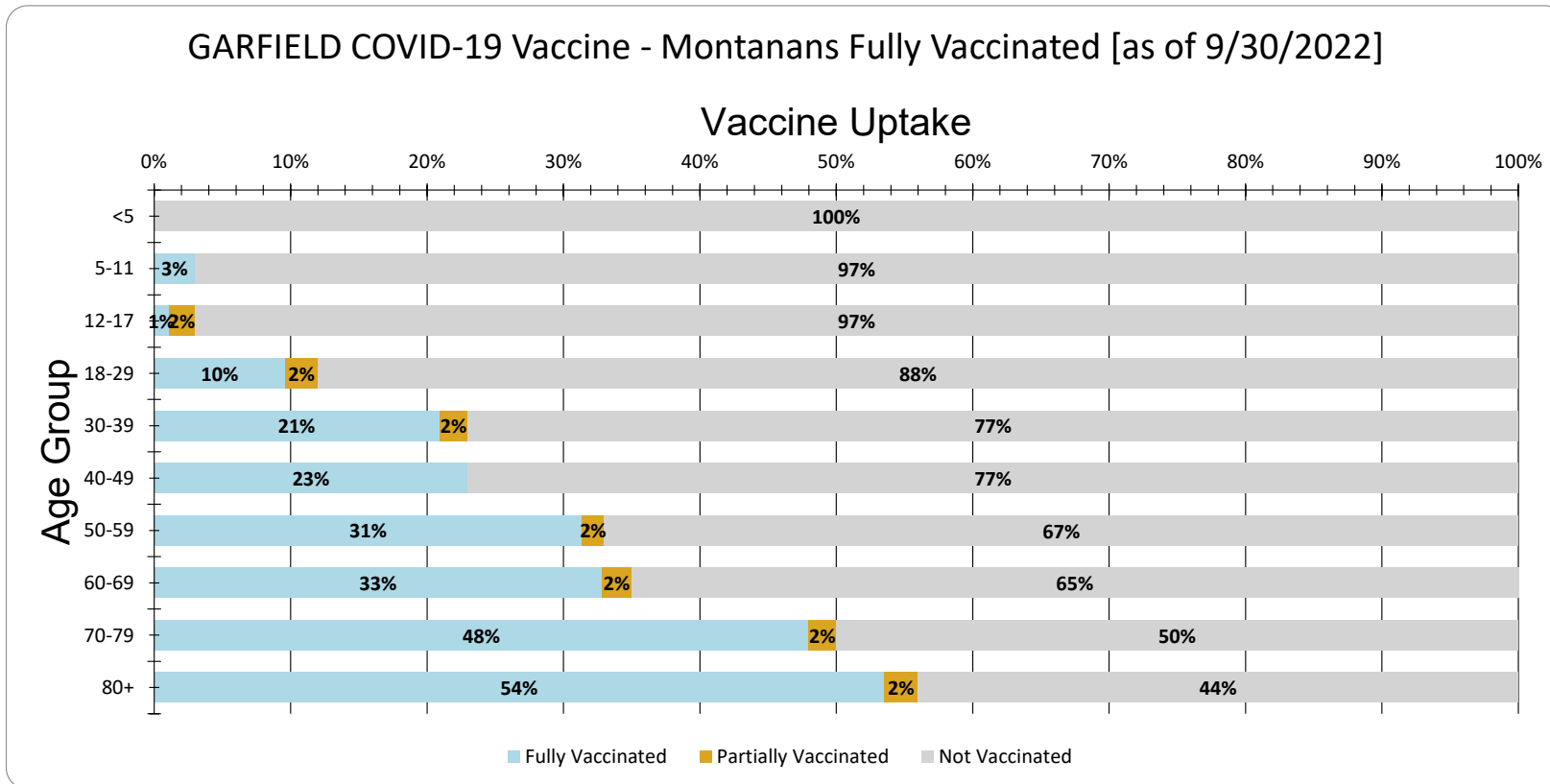


NOTE: There are potential limiting factors likely resulting in the calculation of >100% for the 70-79 age group:

- 1) Population estimates are from 2020 and may be lower than 2021 and 2022 numbers.
- 2) Due to excellent outreach in the county, some doses administered may have been given to out-of-state or out-of-country residents but due to missing residence information, they are defaulted to county of administration (in this case, Gallatin).

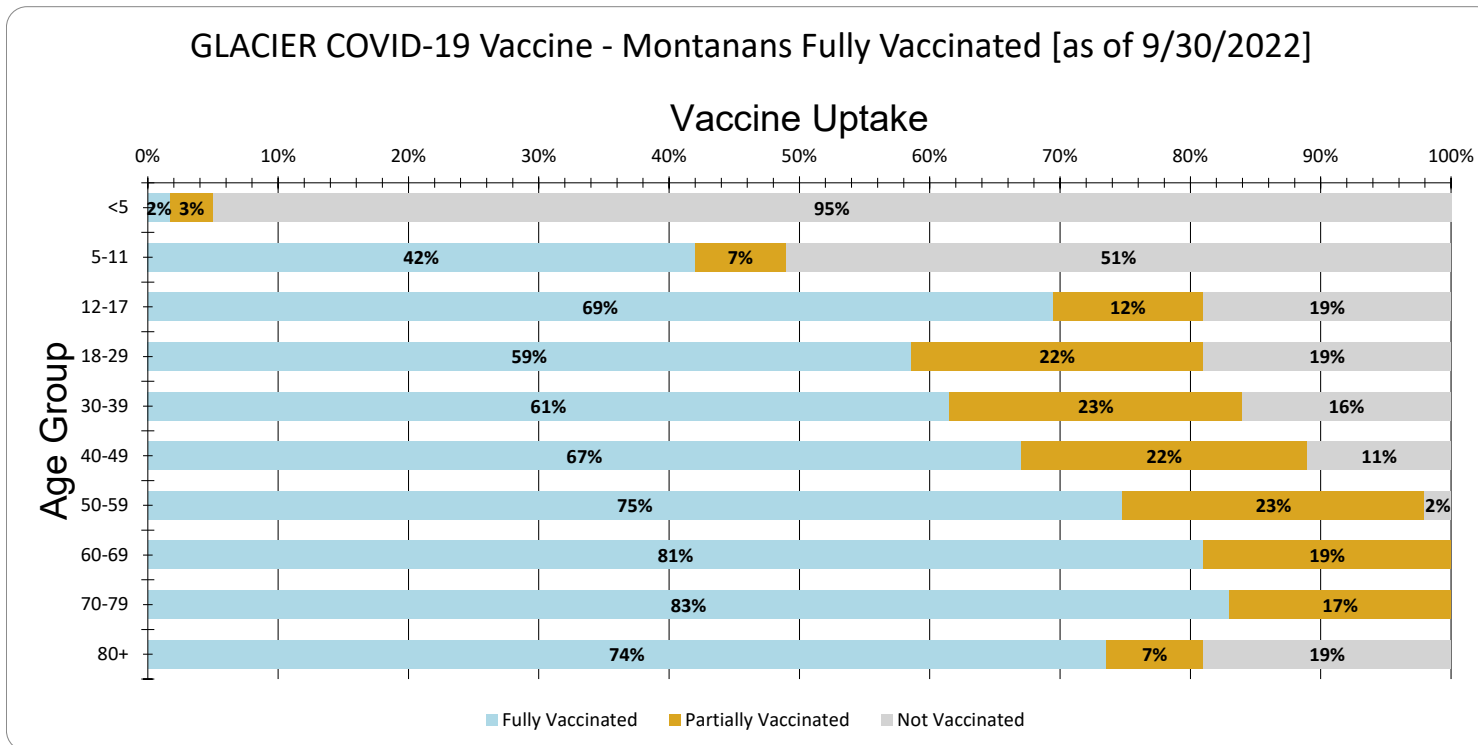
GARFIELD Vaccine Uptake for Montanans by Age Group as of 9/30/2022

Age Group	Fully Vaccinated	Partially Vaccinated	Not Vaccinated
<5	0%	0%	100%
5-11	3%	0%	97%
12-17	1%	2%	97%
18-29	10%	2%	88%
30-39	21%	2%	77%
40-49	23%	0%	77%
50-59	31%	2%	67%
60-69	33%	2%	65%
70-79	48%	2%	50%
80+	54%	2%	44%
Total	24%	1%	75%



GLACIER Vaccine Uptake for Montanans by Age Group as of 9/30/2022

Age Group	Fully Vaccinated	Partially Vaccinated	Not Vaccinated
<5	2%	3%	95%
5-11	42%	7%	51%
12-17	69%	12%	19%
18-29	59%	22%	19%
30-39	61%	23%	16%
40-49	67%	22%	11%
50-59	75%	23%	2%
60-69	81%	19%	0%
70-79	83%	17%	0%
80+	74%	7%	19%
Total	60%	19%	21%



NOTE: There are potential limiting factors likely resulting in the calculation of >100% for the 60-69 and 70-79 age groups:

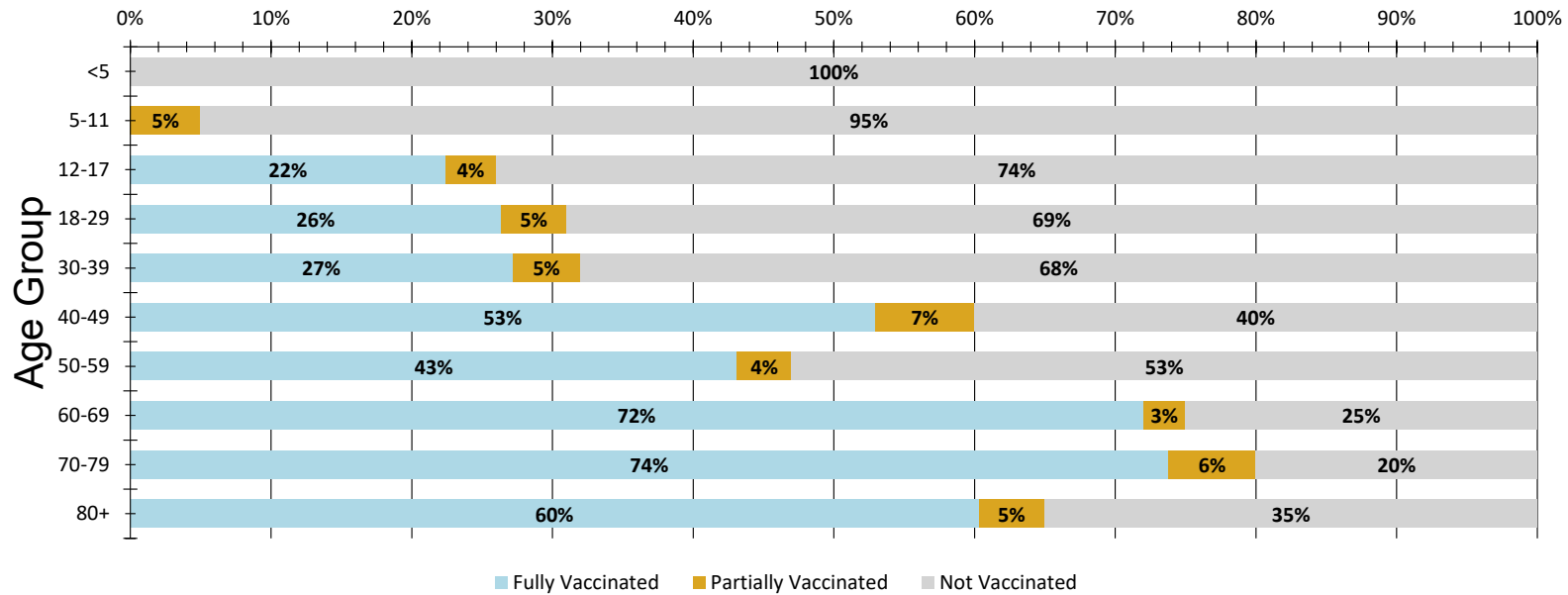
- 1) Population estimates are from 2020 and may be lower than 2021 and 2022 numbers.
- 2) Due to excellent outreach in the county, some doses administered may have been given to out-of-state or out-of-country residents but due to missing residence information, they are defaulted to county of administration (in this case, Glacier).

GOLDEN VALLEY Vaccine Uptake for Montanans by Age Group as of 9/30/2022

Age Group	Fully Vaccinated	Partially Vaccinated	Not Vaccinated
<5	0%	0%	100%
5-11	0%	5%	95%
12-17	22%	4%	74%
18-29	26%	5%	69%
30-39	27%	5%	68%
40-49	53%	7%	40%
50-59	43%	4%	53%
60-69	72%	3%	25%
70-79	74%	6%	20%
80+	60%	5%	35%
Total	45%	4%	51%

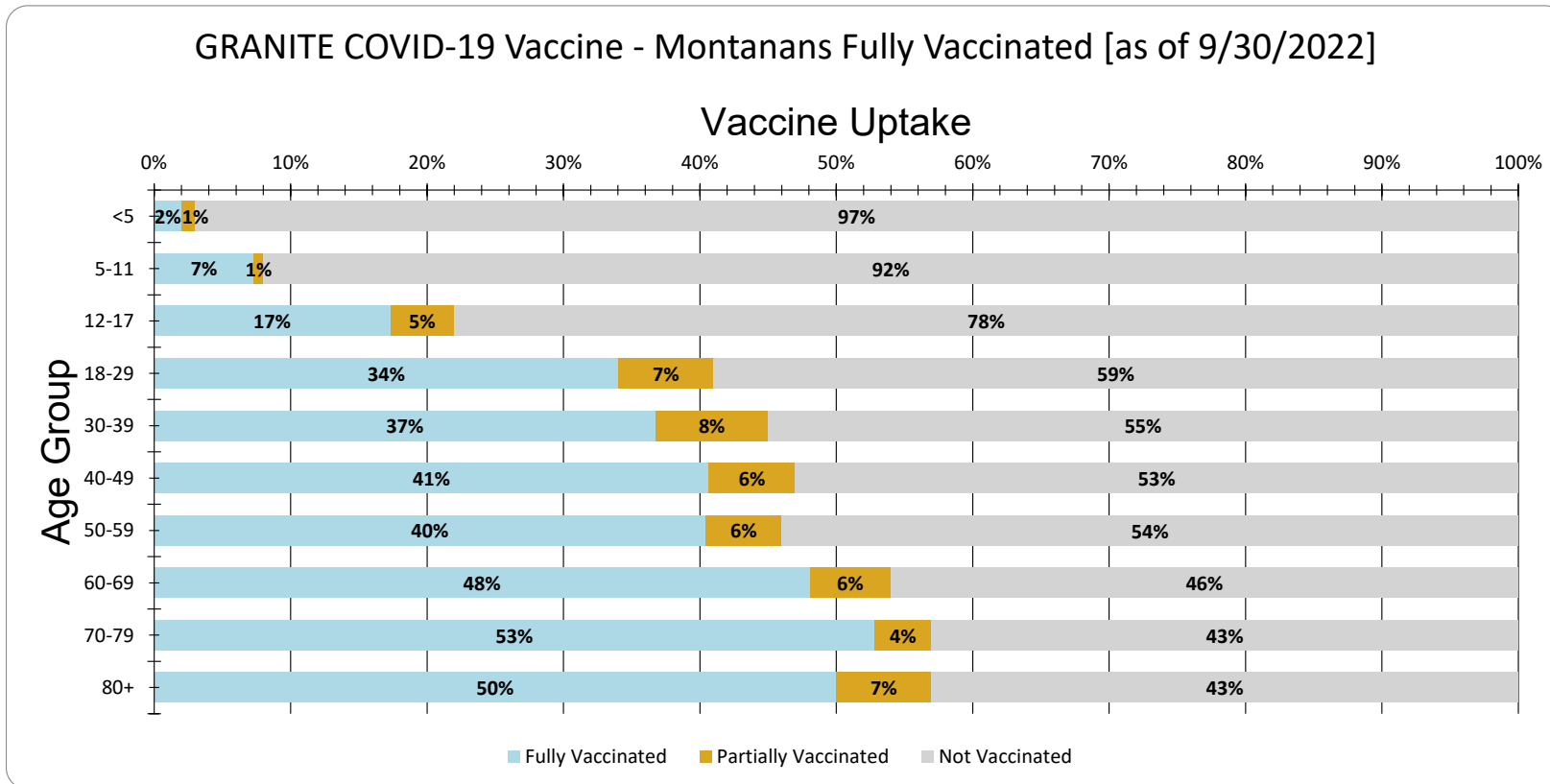
GOLDEN VALLEY COVID-19 Vaccine - Montanans Fully Vaccinated [as of 9/30/2022]

Vaccine Uptake



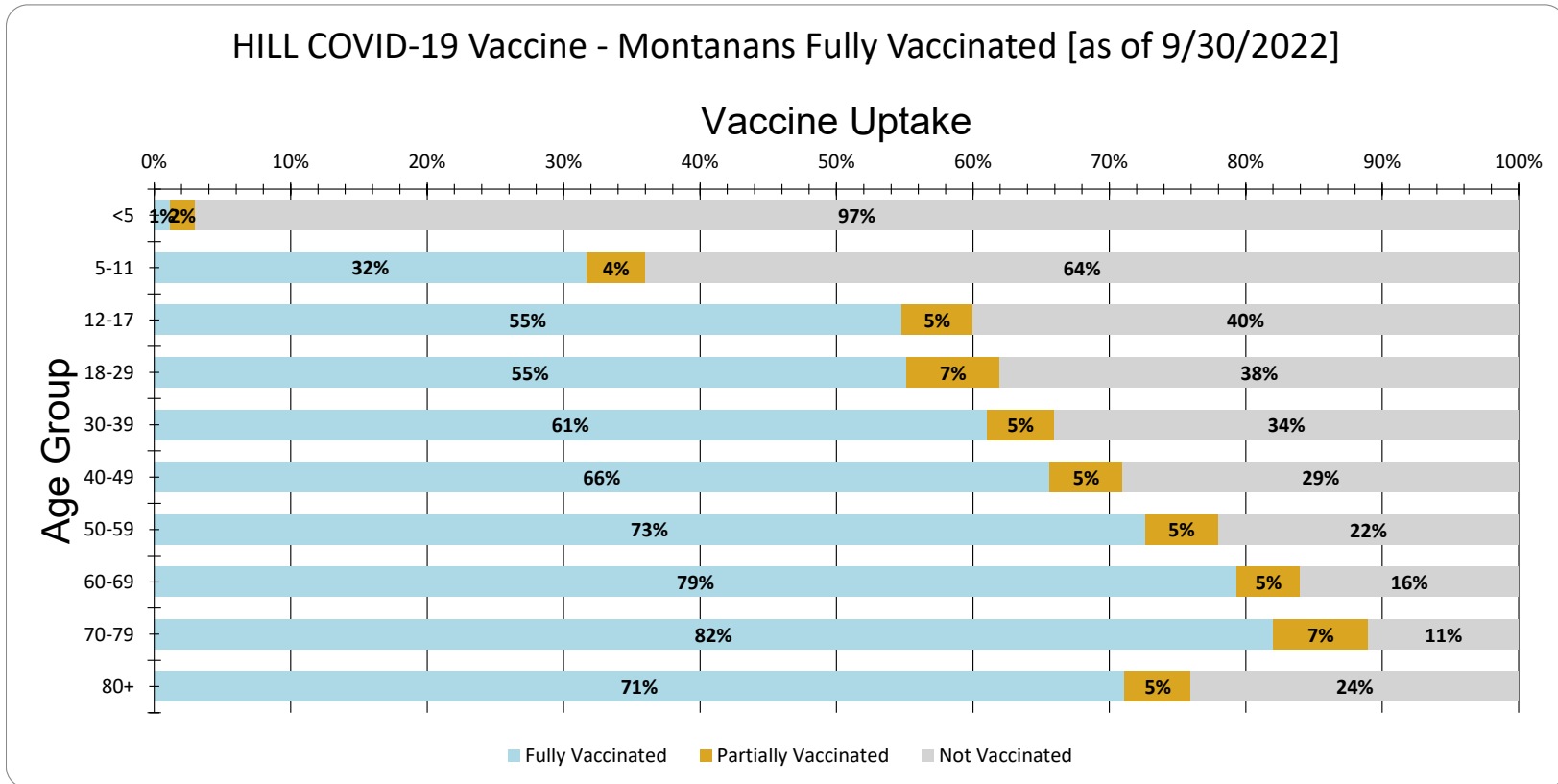
GRANITE Vaccine Uptake for Montanans by Age Group as of 9/30/2022

Age Group	Fully Vaccinated	Partially Vaccinated	Not Vaccinated
<5	2%	1%	97%
5-11	7%	1%	92%
12-17	17%	5%	78%
18-29	34%	7%	59%
30-39	37%	8%	55%
40-49	41%	6%	53%
50-59	40%	6%	54%
60-69	48%	6%	46%
70-79	53%	4%	43%
80+	50%	7%	43%
Total	39%	6%	55%



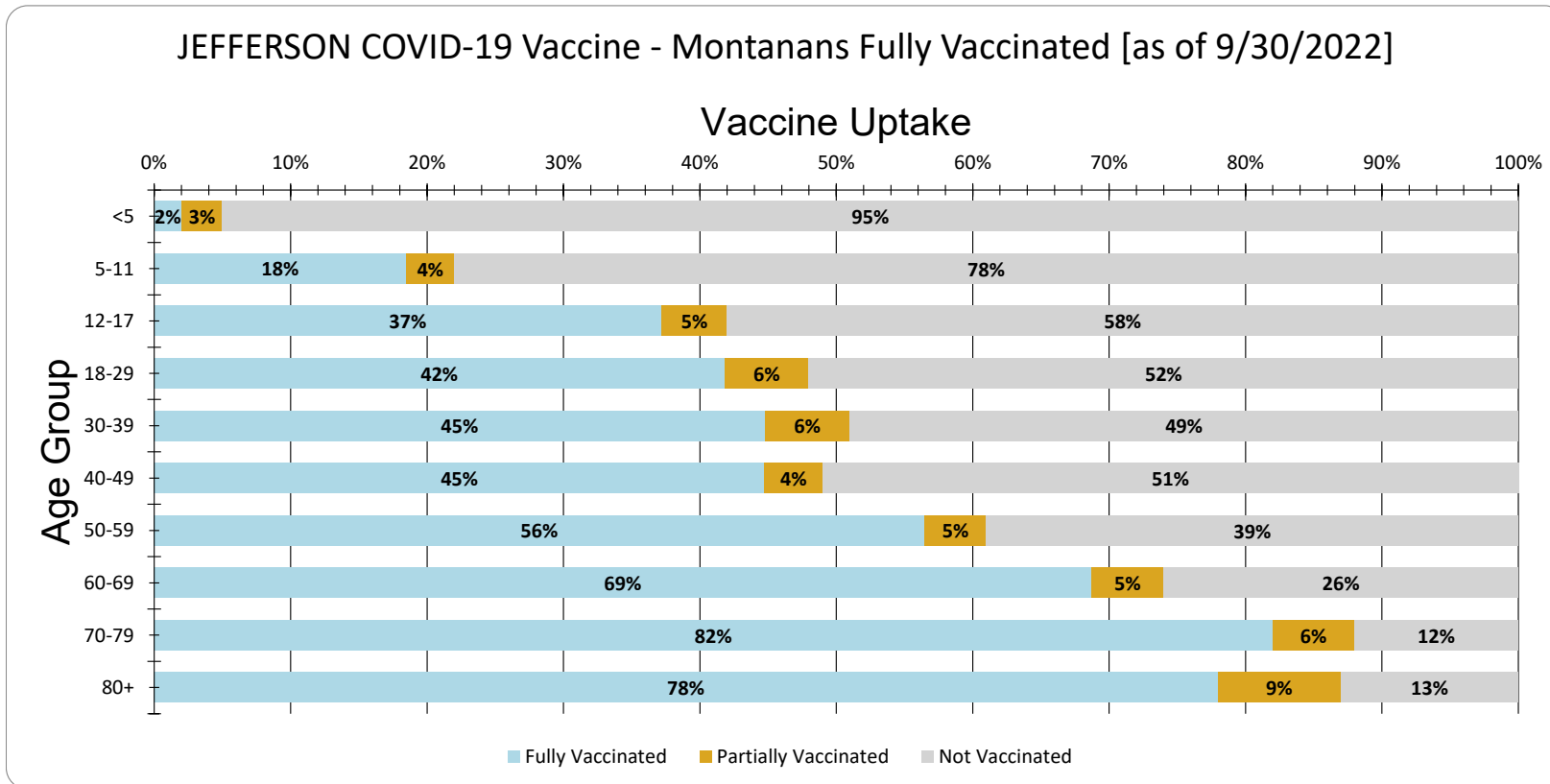
HILL Vaccine Uptake for Montanans by Age Group as of 9/30/2022

Age Group	Fully Vaccinated	Partially Vaccinated	Not Vaccinated
<5	1%	2%	97%
5-11	32%	4%	64%
12-17	55%	5%	40%
18-29	55%	7%	38%
30-39	61%	5%	34%
40-49	66%	5%	29%
50-59	73%	5%	22%
60-69	79%	5%	16%
70-79	82%	7%	11%
80+	71%	5%	24%
Total	57%	5%	38%



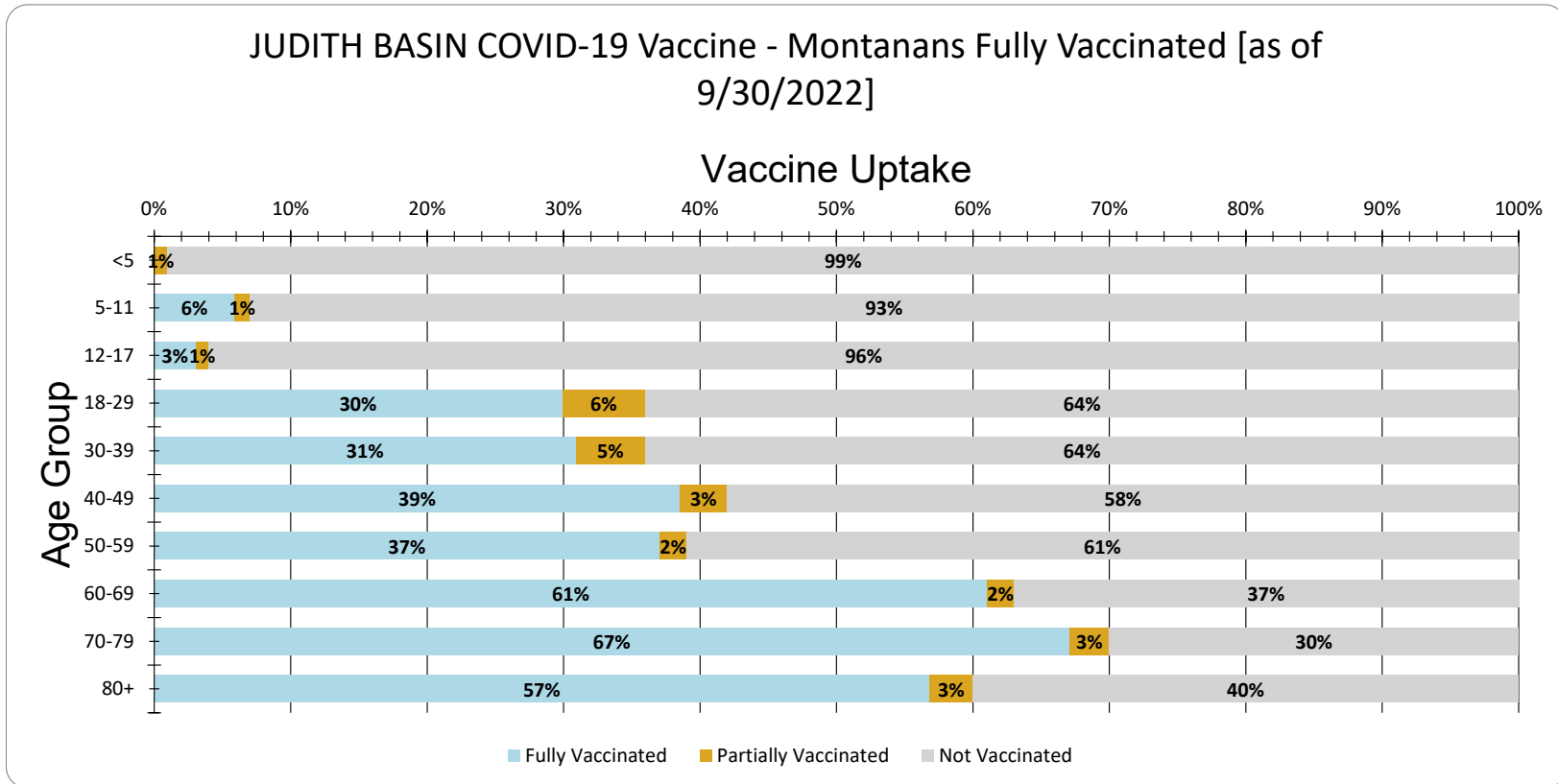
JEFFERSON Vaccine Uptake for Montanans by Age Group as of 9/30/2022

Age Group	Fully Vaccinated	Partially Vaccinated	Not Vaccinated
<5	2%	3%	95%
5-11	18%	4%	78%
12-17	37%	5%	58%
18-29	42%	6%	52%
30-39	45%	6%	49%
40-49	45%	4%	51%
50-59	56%	5%	39%
60-69	69%	5%	26%
70-79	82%	6%	12%
80+	78%	9%	13%
Total	51%	5%	44%



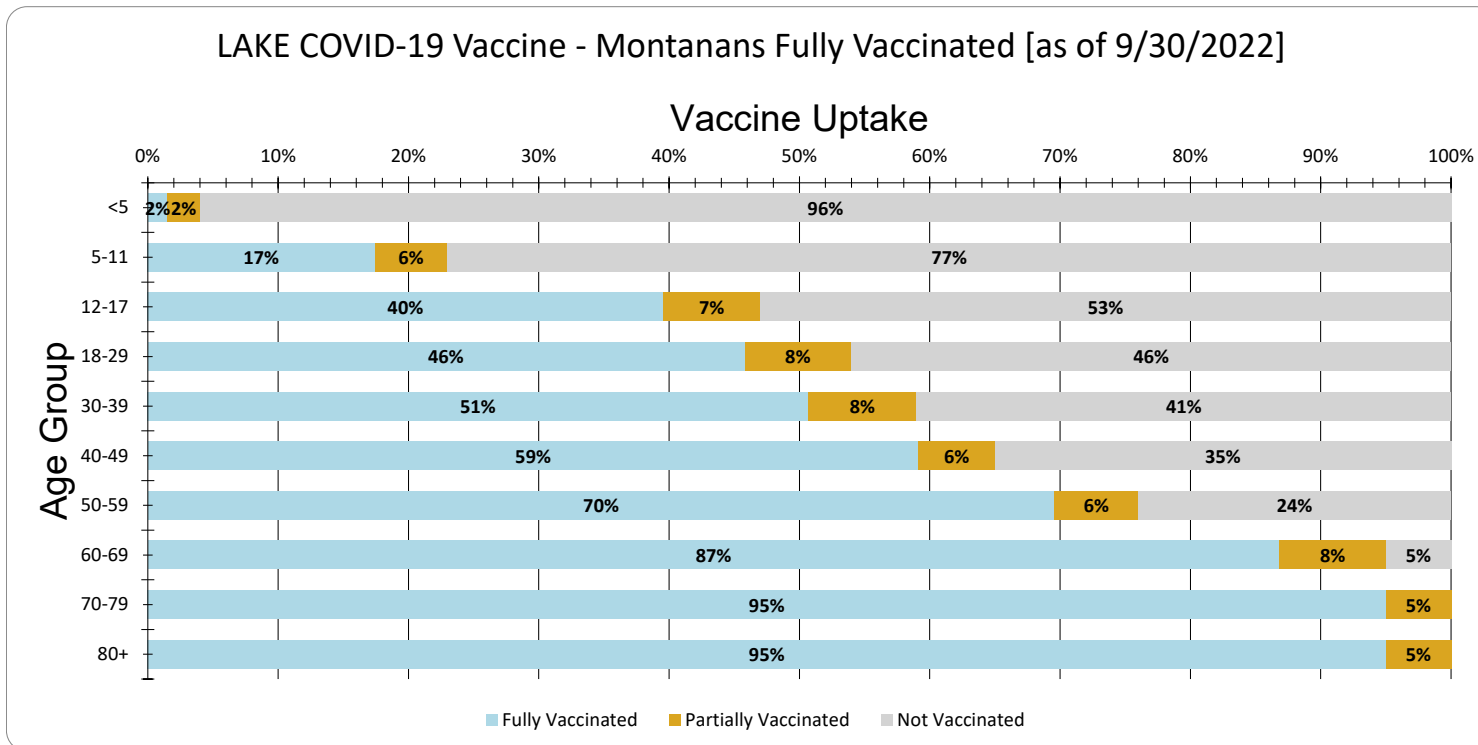
JUDITH BASIN Vaccine Uptake for Montanans by Age Group as of 9/30/2022

Age Group	Fully Vaccinated	Partially Vaccinated	Not Vaccinated
<5	0%	1%	99%
5-11	6%	1%	93%
12-17	3%	1%	96%
18-29	30%	6%	64%
30-39	31%	5%	64%
40-49	39%	3%	58%
50-59	37%	2%	61%
60-69	61%	2%	37%
70-79	67%	3%	30%
80+	57%	3%	40%
Total	38%	3%	59%



LAKE Vaccine Uptake for Montanans by Age Group as of 9/30/2022

Age Group	Fully Vaccinated	Partially Vaccinated	Not Vaccinated
<5	2%	2%	96%
5-11	17%	6%	77%
12-17	40%	7%	53%
18-29	46%	8%	46%
30-39	51%	8%	41%
40-49	59%	6%	35%
50-59	70%	6%	24%
60-69	87%	8%	5%
70-79	95%	5%	0%
80+	95%	5%	0%
Total	59%	8%	33%

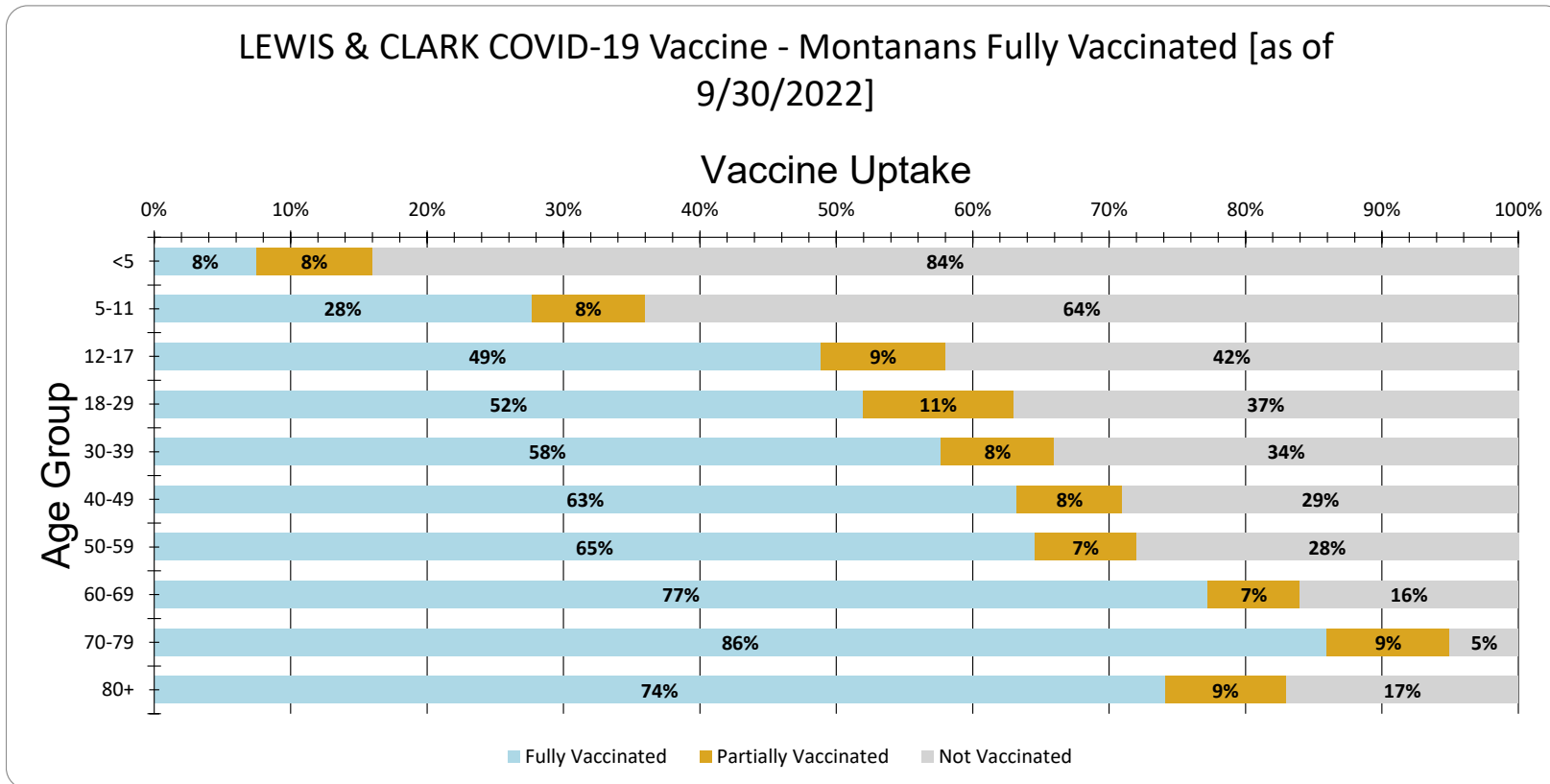


NOTE: There are potential limiting factors likely resulting in the calculation of >100% for the 70-79 and 80+ age groups:

- 1) Population estimates are from 2020 and may be lower than 2021 and 2022 numbers.
- 2) Due to excellent outreach in the county, some doses administered may have been given to out-of-state or out-of-country residents but due to missing residence information, they are defaulted to county of administration (in this case, Lake).

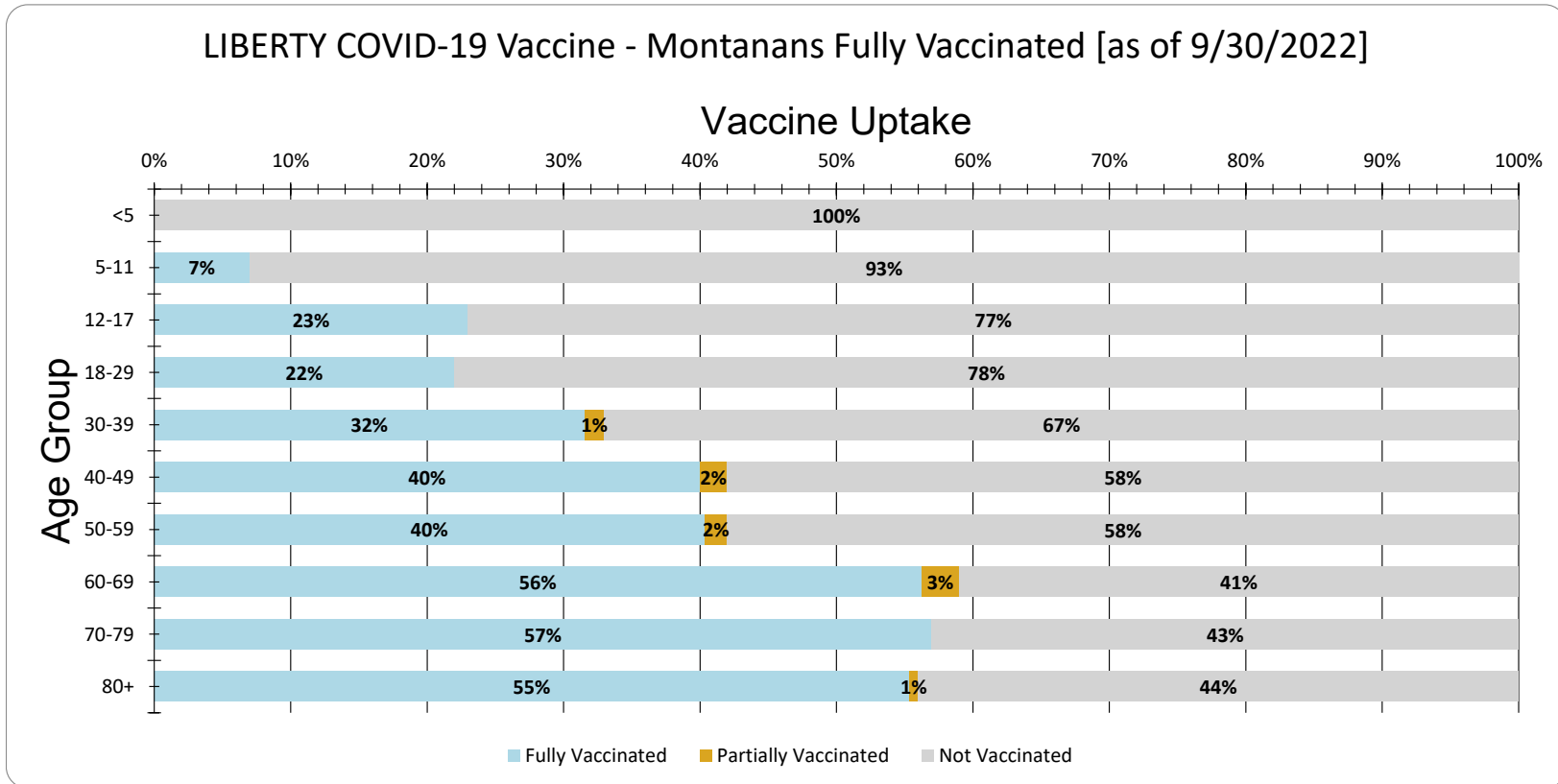
LEWIS & CLARK Vaccine Uptake for Montanans by Age Group as of 9/30/2022

Age Group	Fully Vaccinated	Partially Vaccinated	Not Vaccinated
<5	8%	8%	84%
5-11	28%	8%	64%
12-17	49%	9%	42%
18-29	52%	11%	37%
30-39	58%	8%	34%
40-49	63%	8%	29%
50-59	65%	7%	28%
60-69	77%	7%	16%
70-79	86%	9%	5%
80+	74%	9%	17%
Total	58%	9%	33%



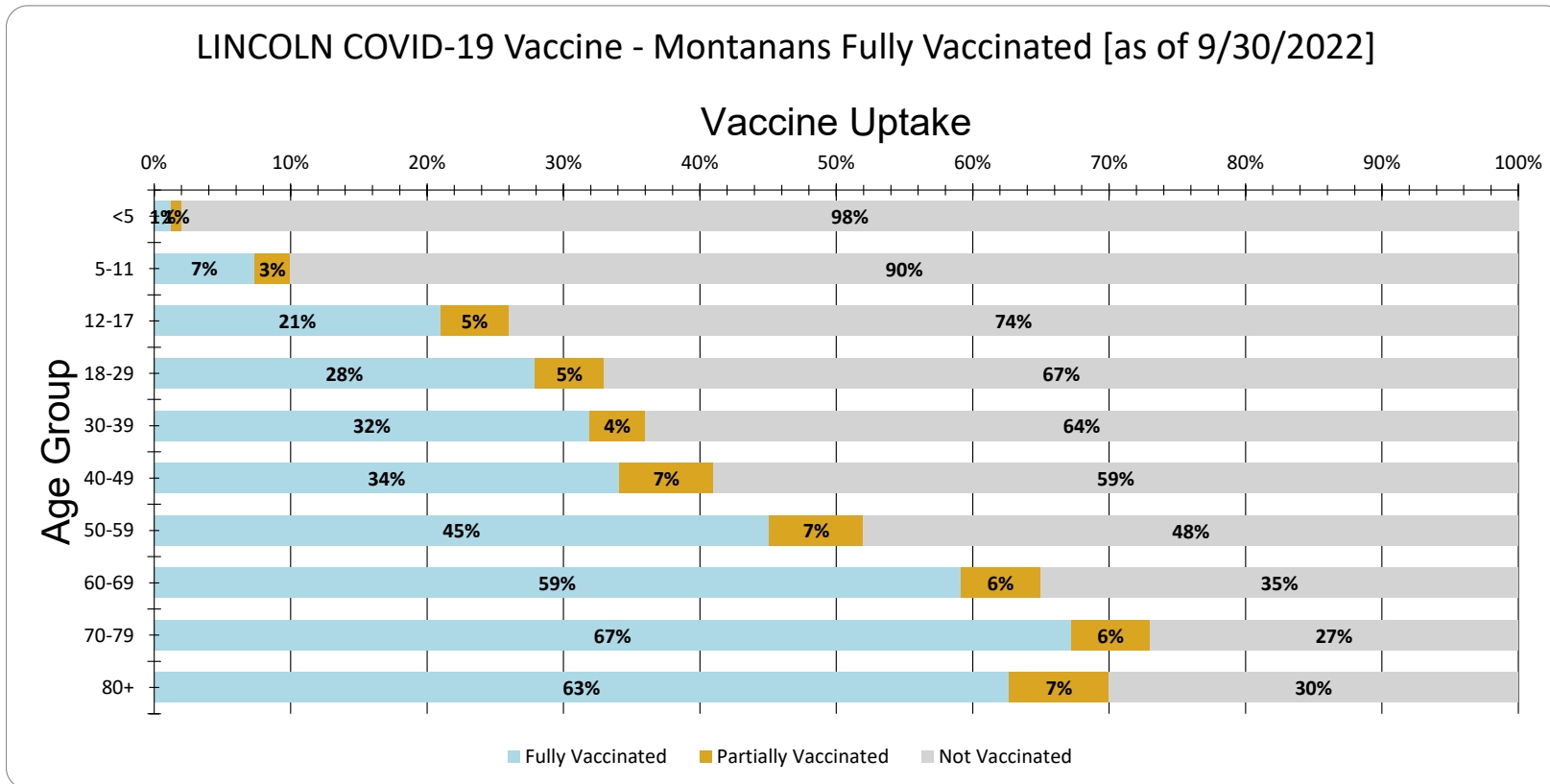
LIBERTY Vaccine Uptake for Montanans by Age Group as of 9/30/2022

Age Group	Fully Vaccinated	Partially Vaccinated	Not Vaccinated
<5	0%	0%	100%
5-11	7%	0%	93%
12-17	23%	0%	77%
18-29	22%	0%	78%
30-39	32%	1%	67%
40-49	40%	2%	58%
50-59	40%	2%	58%
60-69	56%	3%	41%
70-79	57%	0%	43%
80+	55%	1%	44%
Total	36%	1%	63%



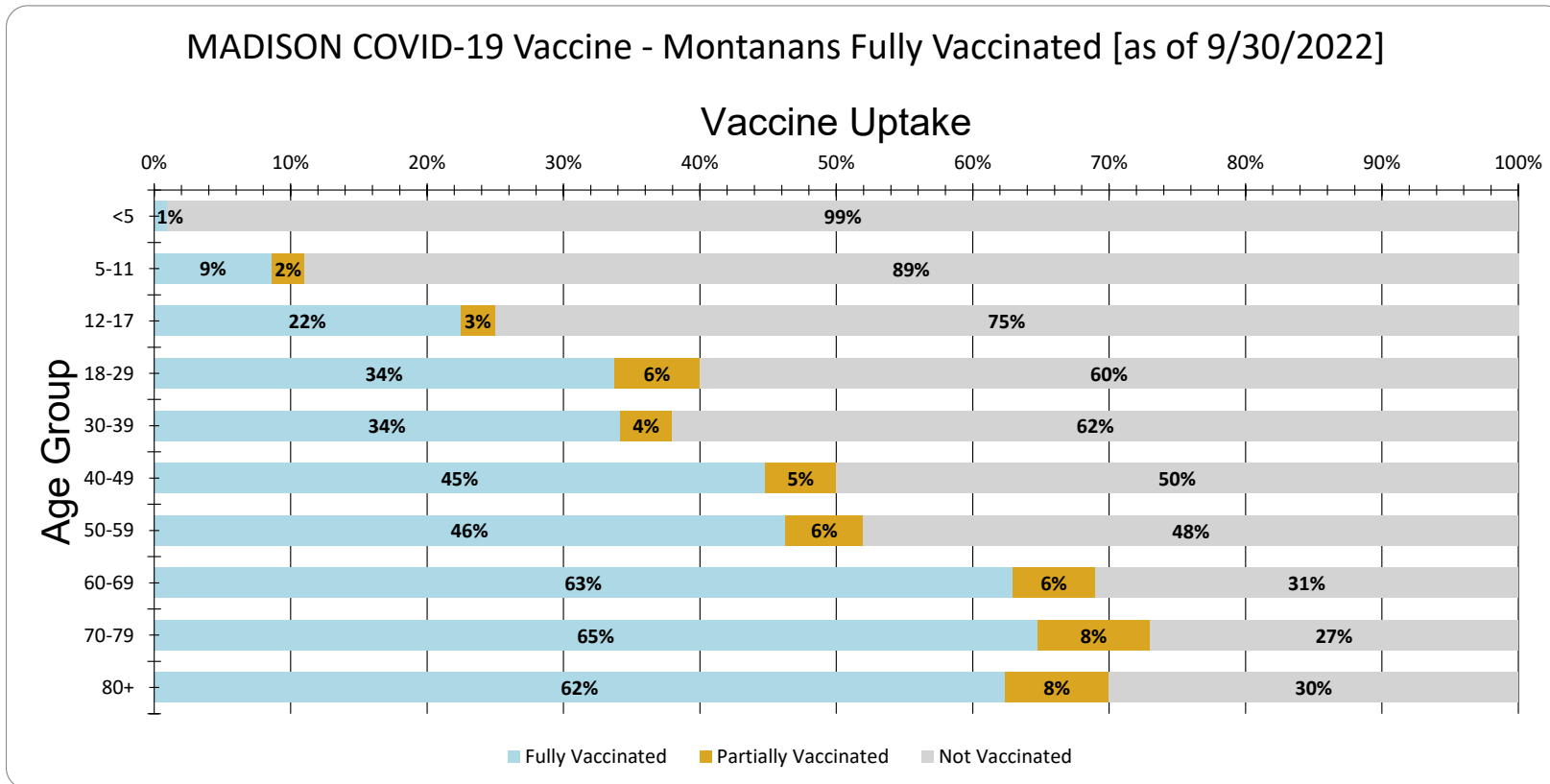
LINCOLN Vaccine Uptake for Montanans by Age Group as of 9/30/2022

Age Group	Fully Vaccinated	Partially Vaccinated	Not Vaccinated
<5	1%	1%	98%
5-11	7%	3%	90%
12-17	21%	5%	74%
18-29	28%	5%	67%
30-39	32%	4%	64%
40-49	34%	7%	59%
50-59	45%	7%	48%
60-69	59%	6%	35%
70-79	67%	6%	27%
80+	63%	7%	30%
Total	42%	5%	53%



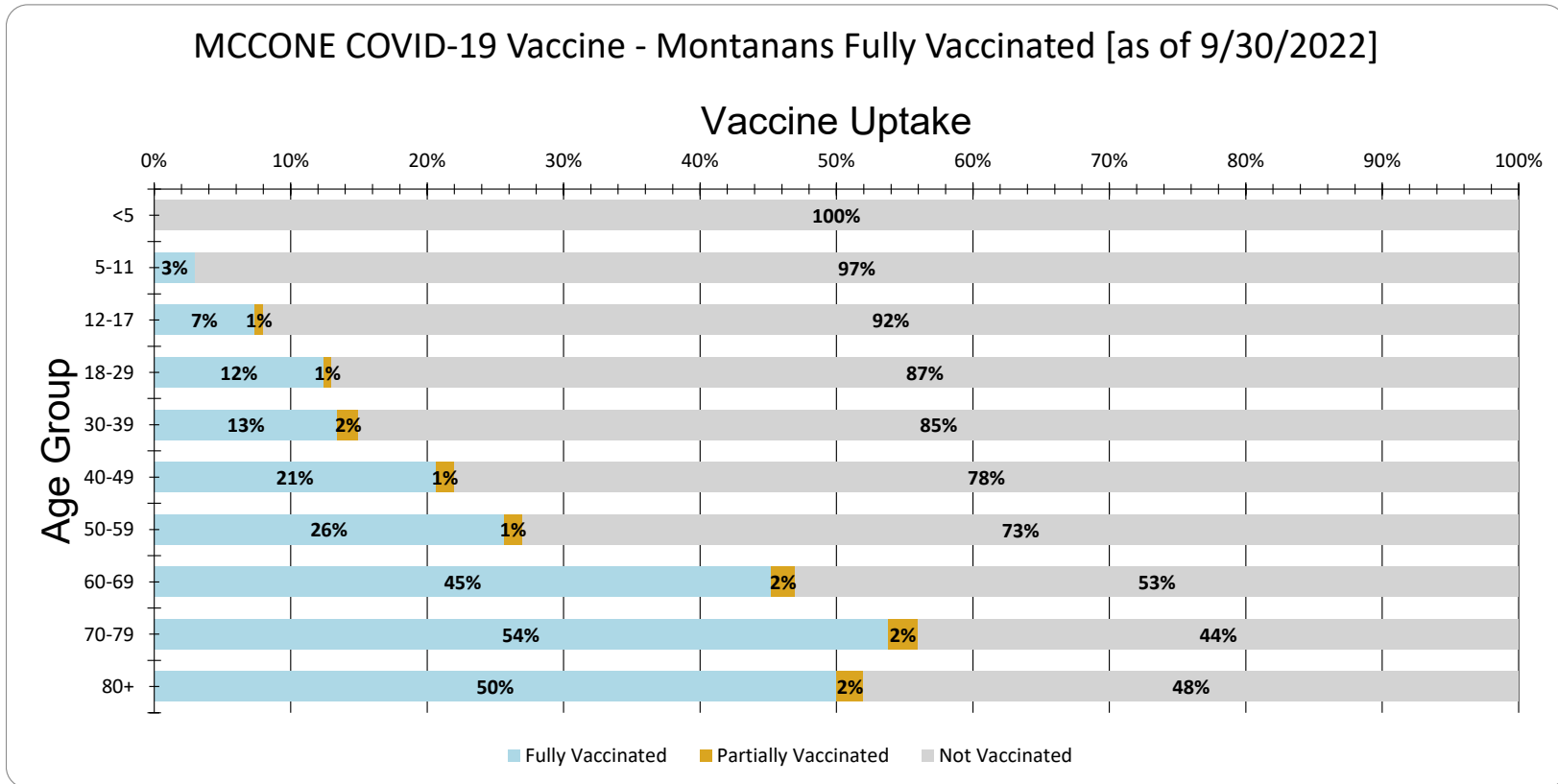
MADISON Vaccine Uptake for Montanans by Age Group as of 9/30/2022

Age Group	Fully Vaccinated	Partially Vaccinated	Not Vaccinated
<5	1%	0%	99%
5-11	9%	2%	89%
12-17	22%	3%	75%
18-29	34%	6%	60%
30-39	34%	4%	62%
40-49	45%	5%	50%
50-59	46%	6%	48%
60-69	63%	6%	31%
70-79	65%	8%	27%
80+	62%	8%	30%
Total	45%	6%	49%



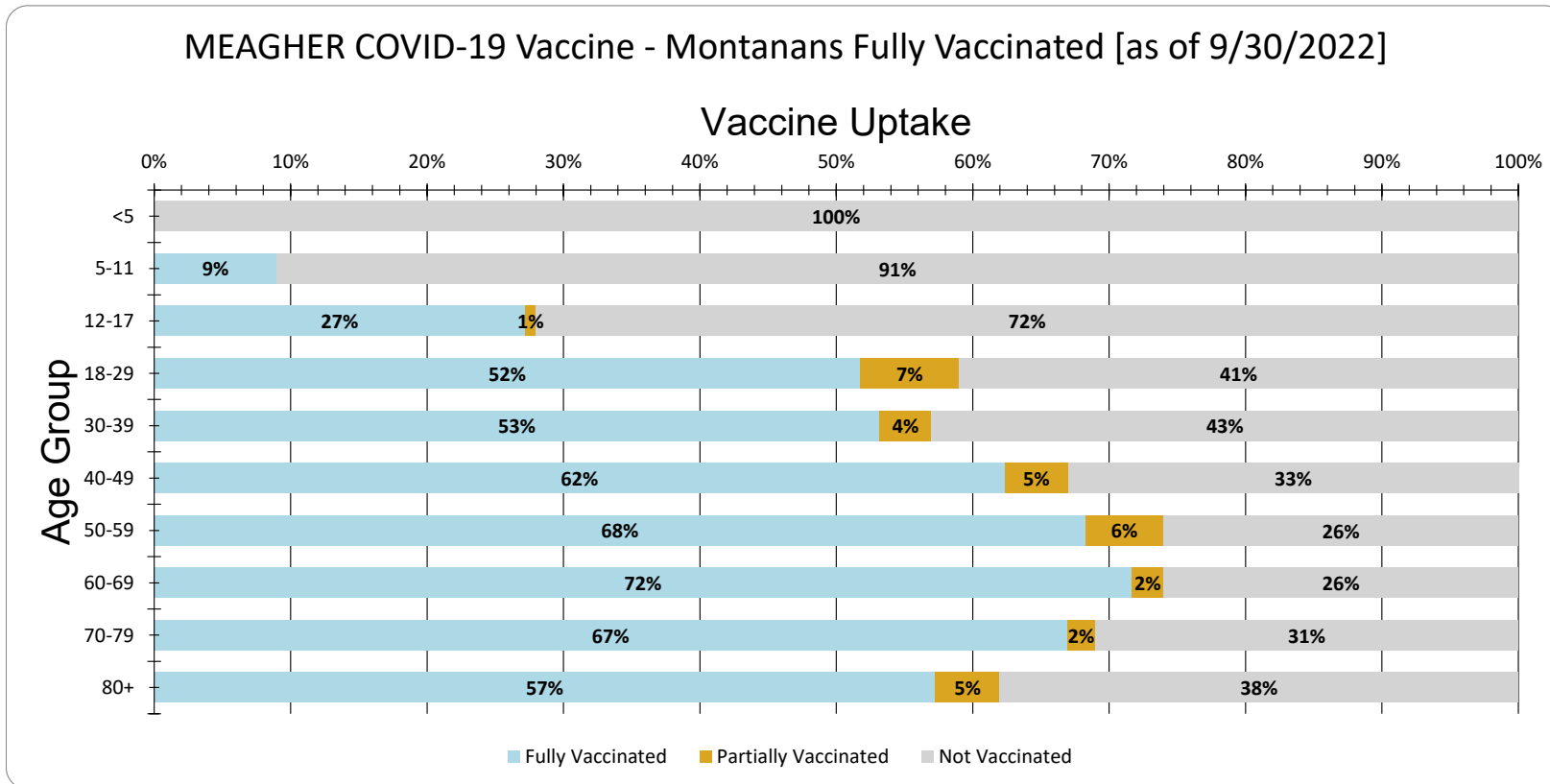
MCCONE Vaccine Uptake for Montanans by Age Group as of 9/30/2022

Age Group	Fully Vaccinated	Partially Vaccinated	Not Vaccinated
<5	0%	0%	100%
5-11	3%	0%	97%
12-17	7%	1%	92%
18-29	12%	1%	87%
30-39	13%	2%	85%
40-49	21%	1%	78%
50-59	26%	1%	73%
60-69	45%	2%	53%
70-79	54%	2%	44%
80+	50%	2%	48%
Total	26%	1%	73%



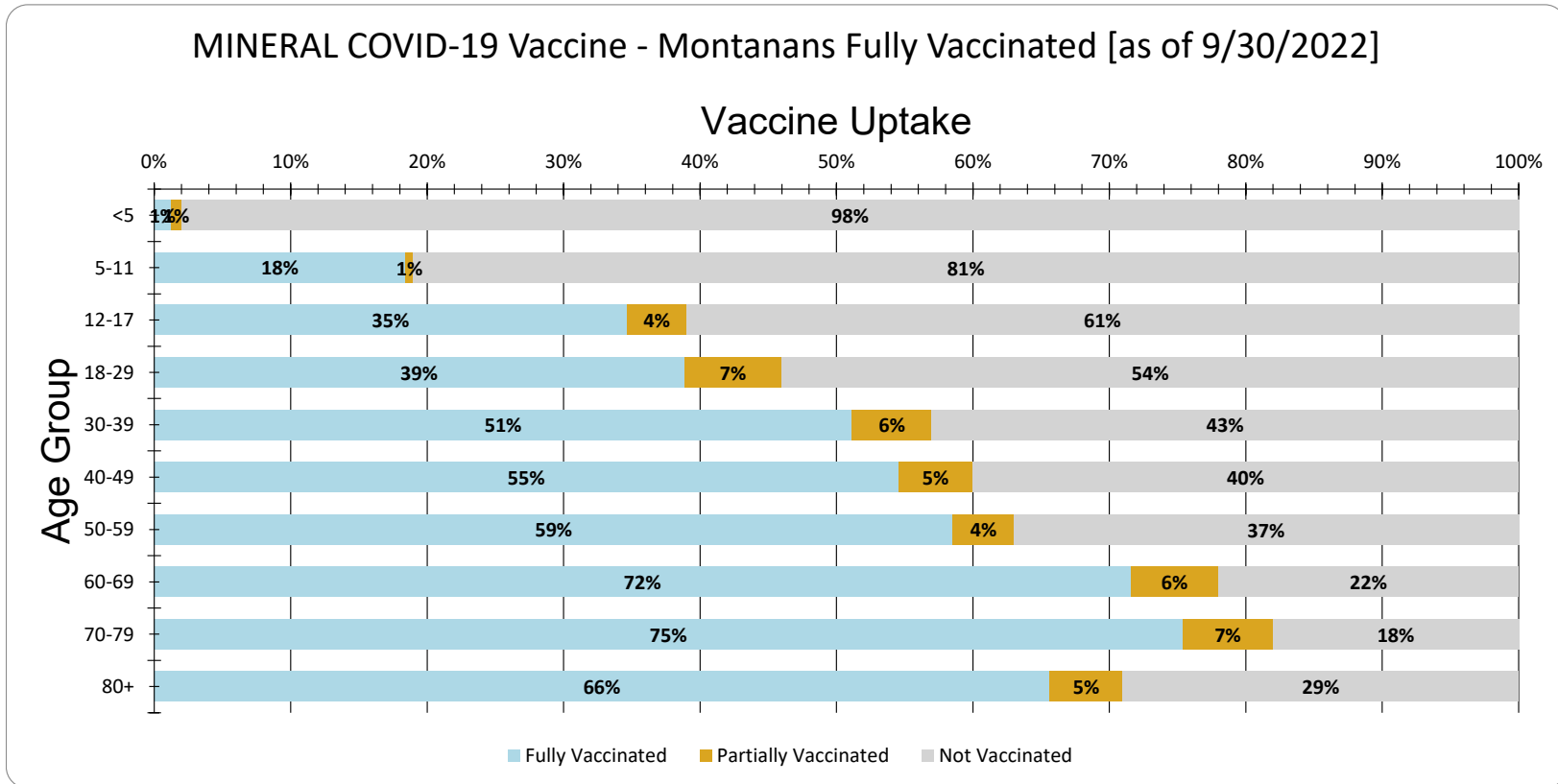
MEAGHER Vaccine Uptake for Montanans by Age Group as of 9/30/2022

Age Group	Fully Vaccinated	Partially Vaccinated	Not Vaccinated
<5	0%	0%	100%
5-11	9%	0%	91%
12-17	27%	1%	72%
18-29	52%	7%	41%
30-39	53%	4%	43%
40-49	62%	5%	33%
50-59	68%	6%	26%
60-69	72%	2%	26%
70-79	67%	2%	31%
80+	57%	5%	38%
Total	53%	3%	44%



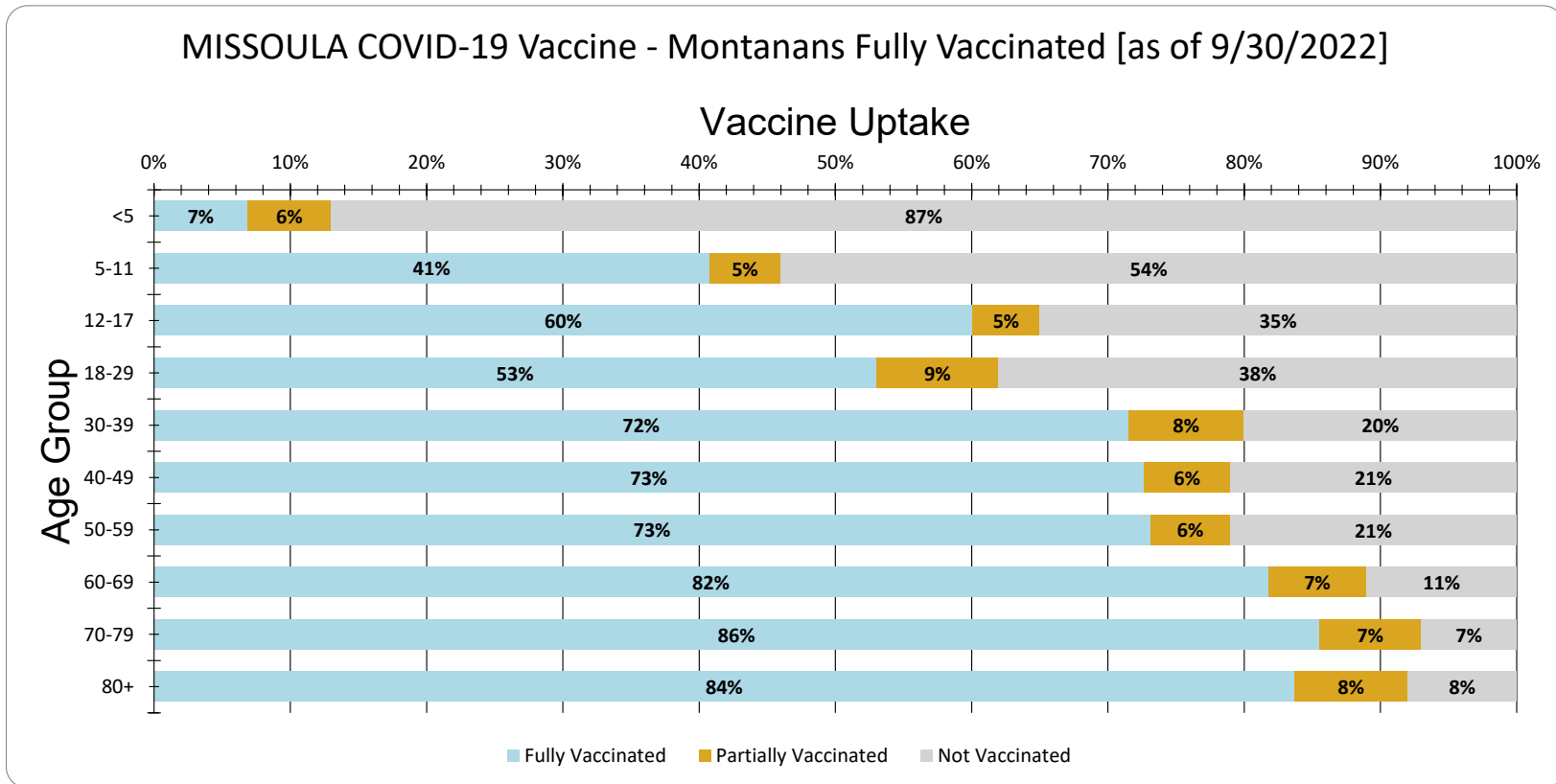
MINERAL Vaccine Uptake for Montanans by Age Group as of 9/30/2022

Age Group	Fully Vaccinated	Partially Vaccinated	Not Vaccinated
<5	1%	1%	98%
5-11	18%	1%	81%
12-17	35%	4%	61%
18-29	39%	7%	54%
30-39	51%	6%	43%
40-49	55%	5%	40%
50-59	59%	4%	37%
60-69	72%	6%	22%
70-79	75%	7%	18%
80+	66%	5%	29%
Total	53%	6%	41%



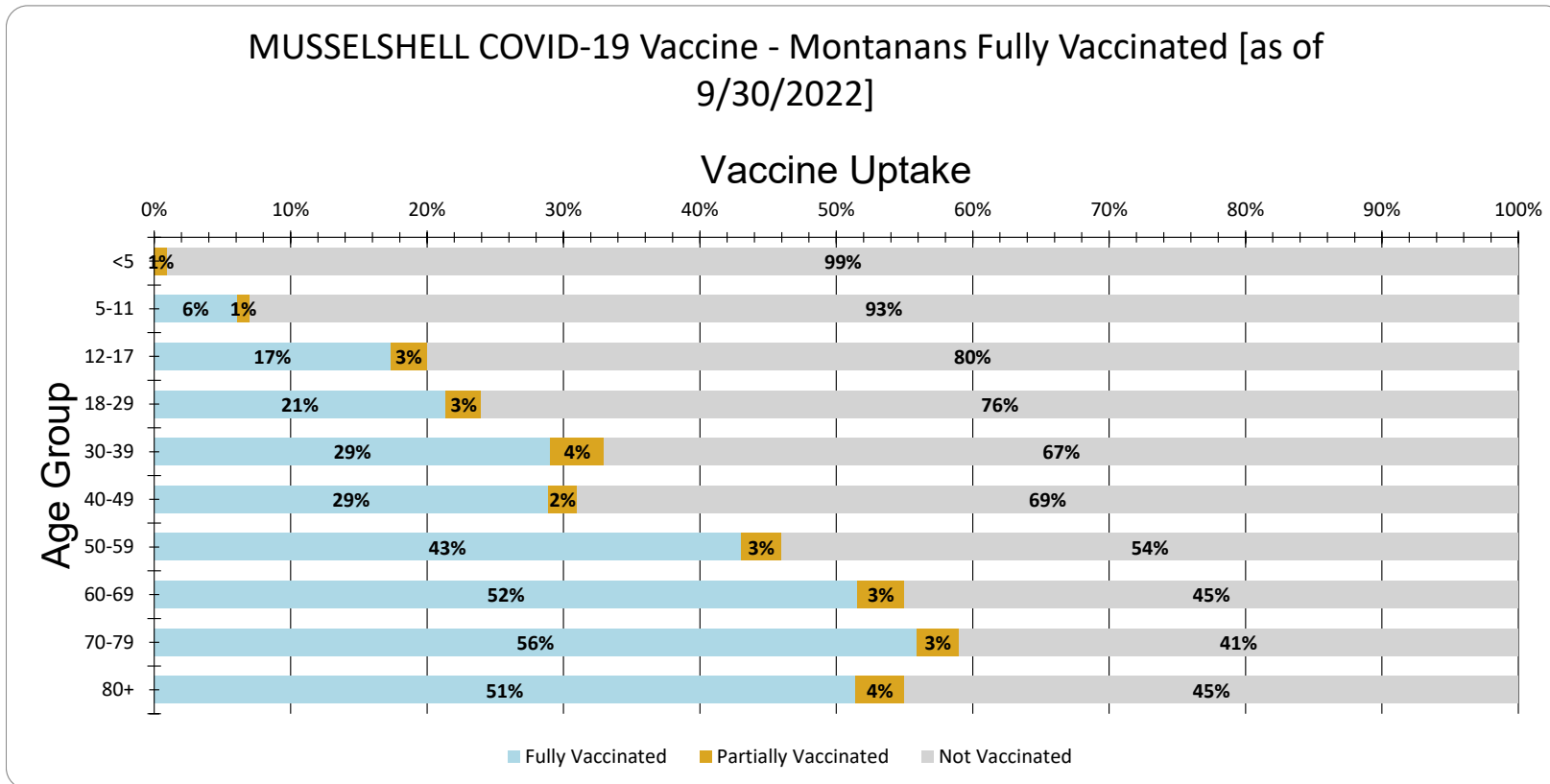
MISSOULA Vaccine Uptake for Montanans by Age Group as of 9/30/2022

Age Group	Fully Vaccinated	Partially Vaccinated	Not Vaccinated
<5	7%	6%	87%
5-11	41%	5%	54%
12-17	60%	5%	35%
18-29	53%	9%	38%
30-39	72%	8%	20%
40-49	73%	6%	21%
50-59	73%	6%	21%
60-69	82%	7%	11%
70-79	86%	7%	7%
80+	84%	8%	8%
Total	64%	8%	28%



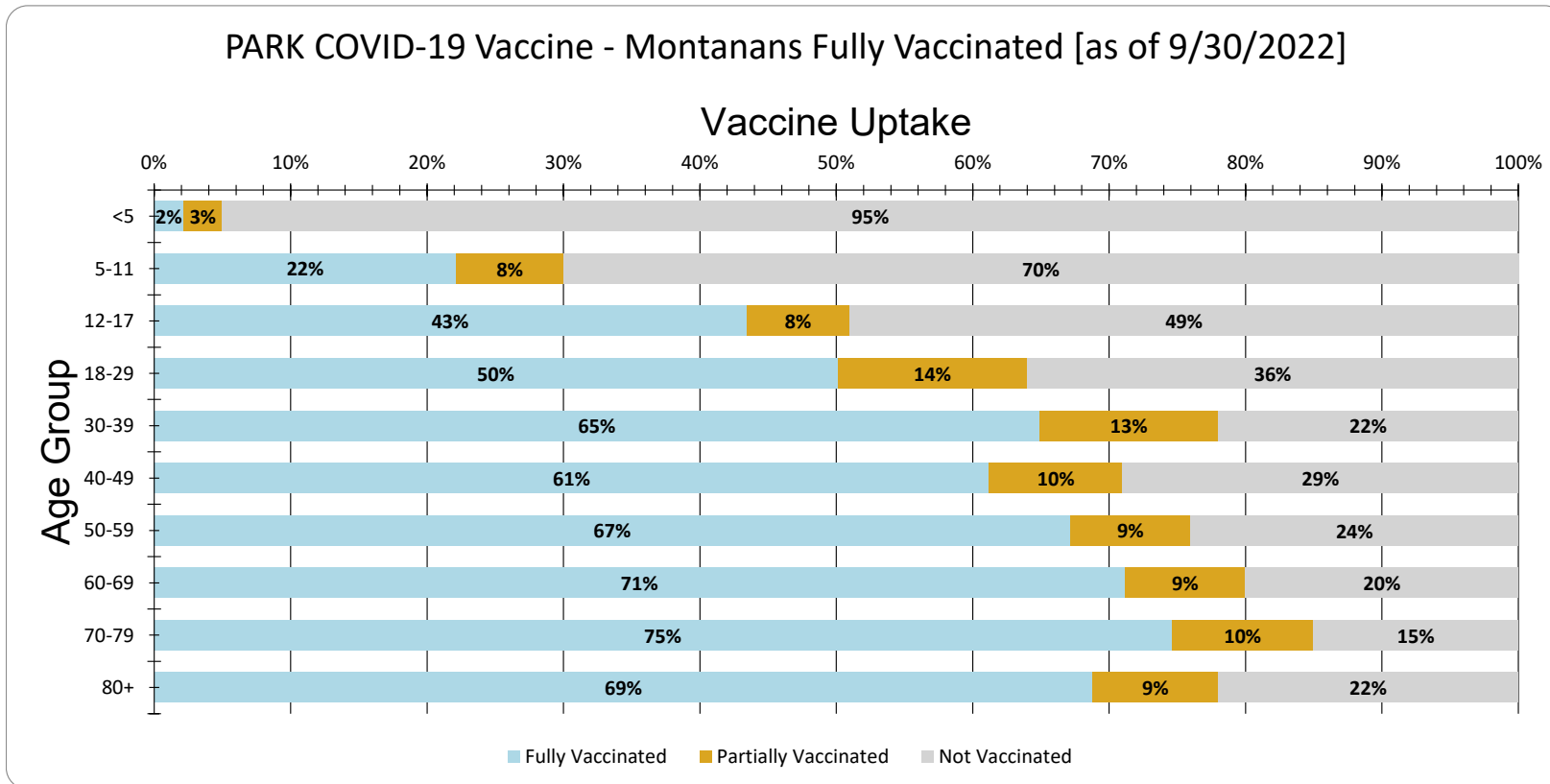
MUSSELSHELL Vaccine Uptake for Montanans by Age Group as of 9/30/2022

Age Group	Fully Vaccinated	Partially Vaccinated	Not Vaccinated
<5	0%	1%	99%
5-11	6%	1%	93%
12-17	17%	3%	80%
18-29	21%	3%	76%
30-39	29%	4%	67%
40-49	29%	2%	69%
50-59	43%	3%	54%
60-69	52%	3%	45%
70-79	56%	3%	41%
80+	51%	4%	45%
Total	35%	3%	62%



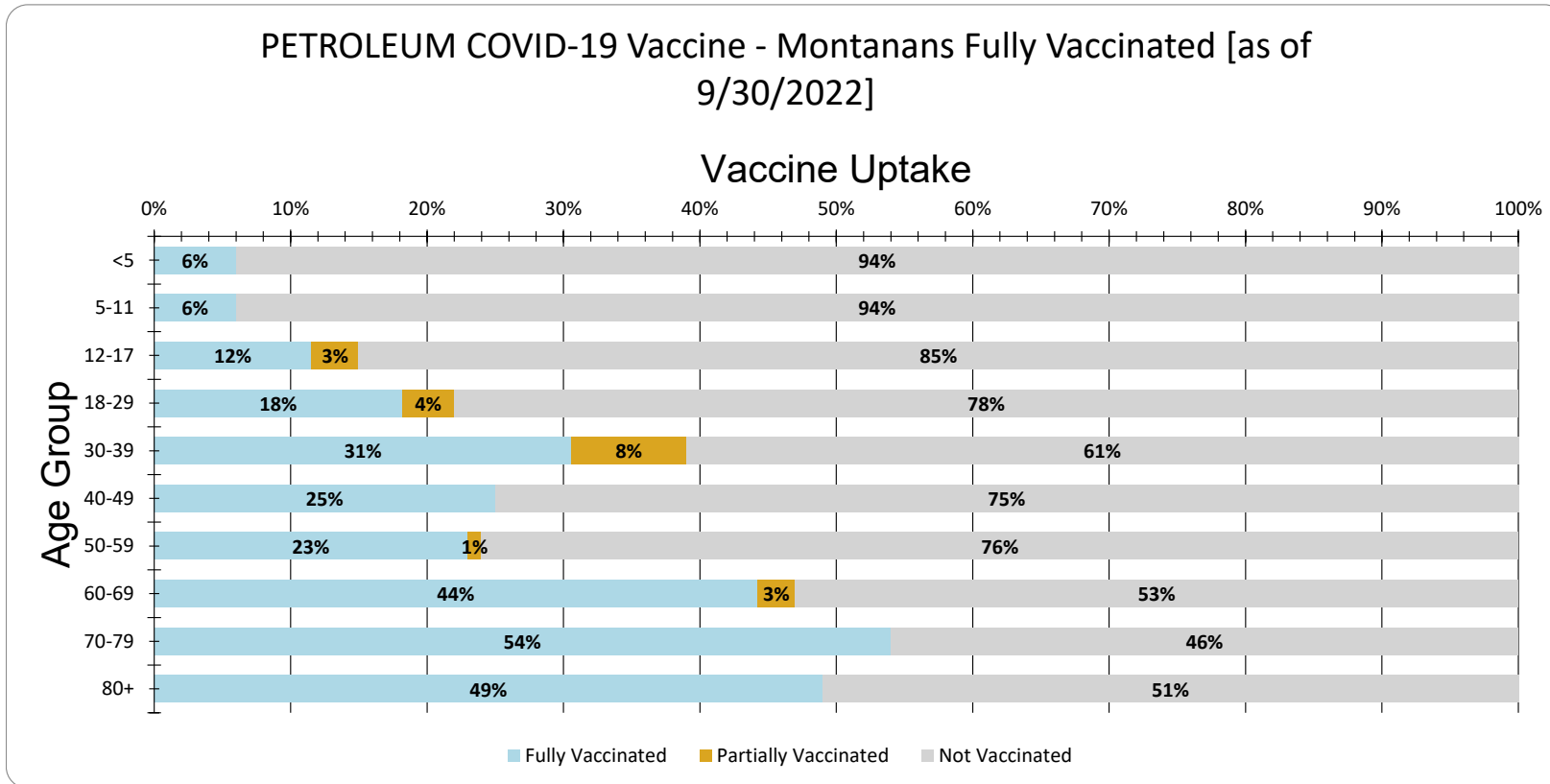
PARK Vaccine Uptake for Montanans by Age Group as of 9/30/2022

Age Group	Fully Vaccinated	Partially Vaccinated	Not Vaccinated
<5	2%	3%	95%
5-11	22%	8%	70%
12-17	43%	8%	49%
18-29	50%	14%	36%
30-39	65%	13%	22%
40-49	61%	10%	29%
50-59	67%	9%	24%
60-69	71%	9%	20%
70-79	75%	10%	15%
80+	69%	9%	22%
Total	58%	10%	32%



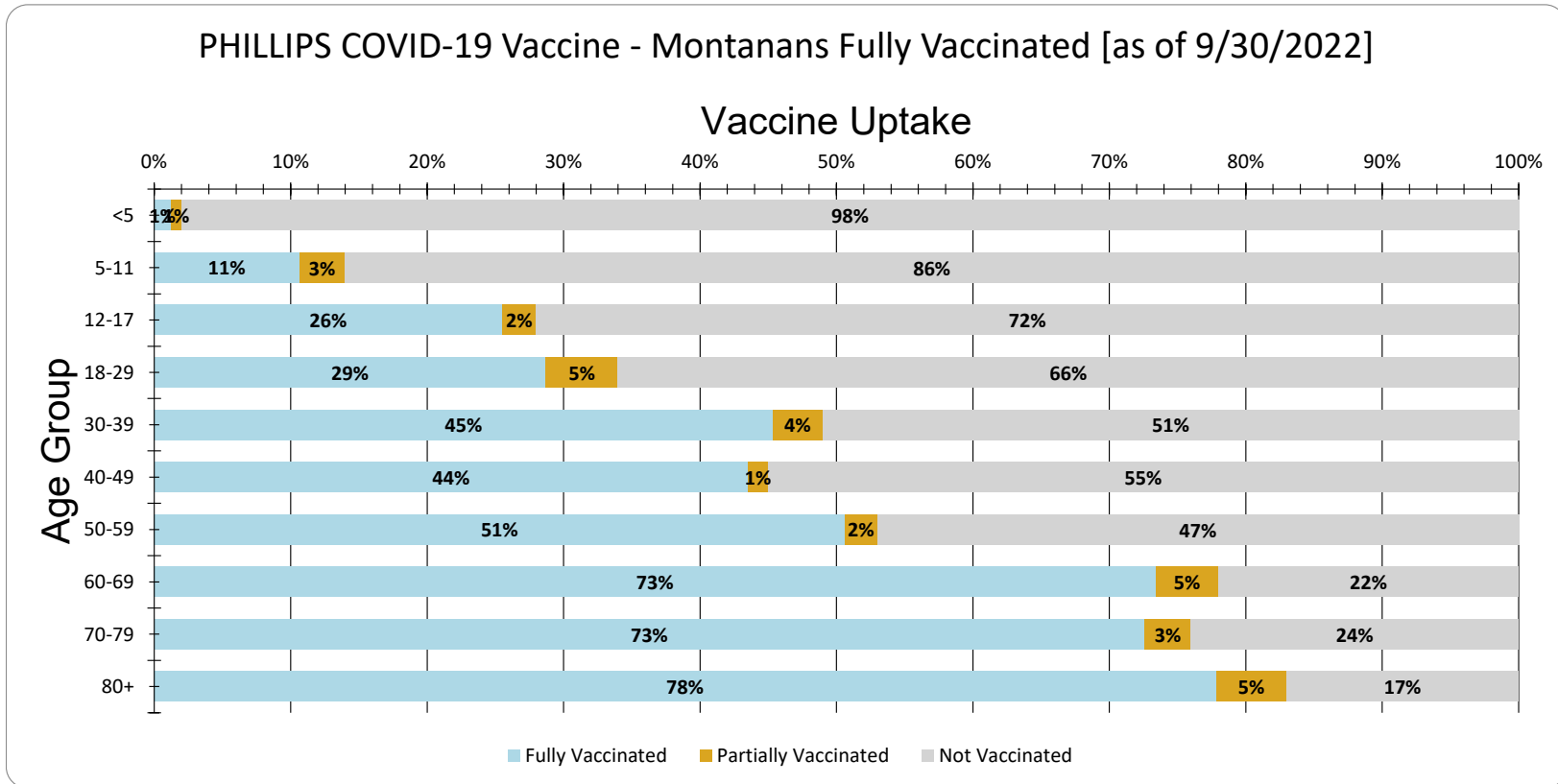
PETROLEUM Vaccine Uptake for Montanans by Age Group as of 9/30/2022

Age Group	Fully Vaccinated	Partially Vaccinated	Not Vaccinated
<5	6%	0%	94%
5-11	6%	0%	94%
12-17	12%	3%	85%
18-29	18%	4%	78%
30-39	31%	8%	61%
40-49	25%	0%	75%
50-59	23%	1%	76%
60-69	44%	3%	53%
70-79	54%	0%	46%
80+	49%	0%	51%
Total	31%	2%	67%



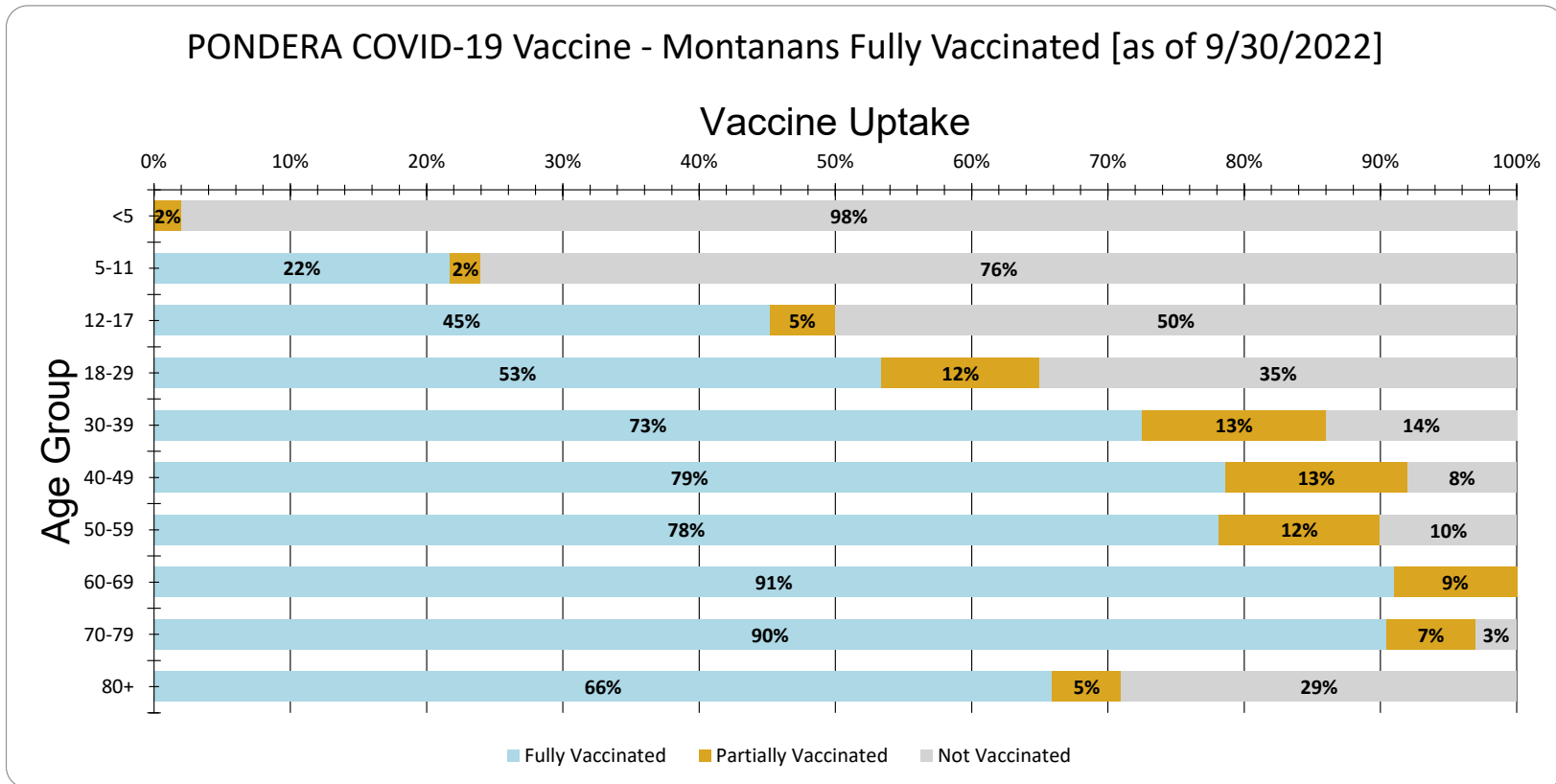
PHILLIPS Vaccine Uptake for Montanans by Age Group as of 9/30/2022

Age Group	Fully Vaccinated	Partially Vaccinated	Not Vaccinated
<5	1%	1%	98%
5-11	11%	3%	86%
12-17	26%	2%	72%
18-29	29%	5%	66%
30-39	45%	4%	51%
40-49	44%	1%	55%
50-59	51%	2%	47%
60-69	73%	5%	22%
70-79	73%	3%	24%
80+	78%	5%	17%
Total	46%	3%	51%



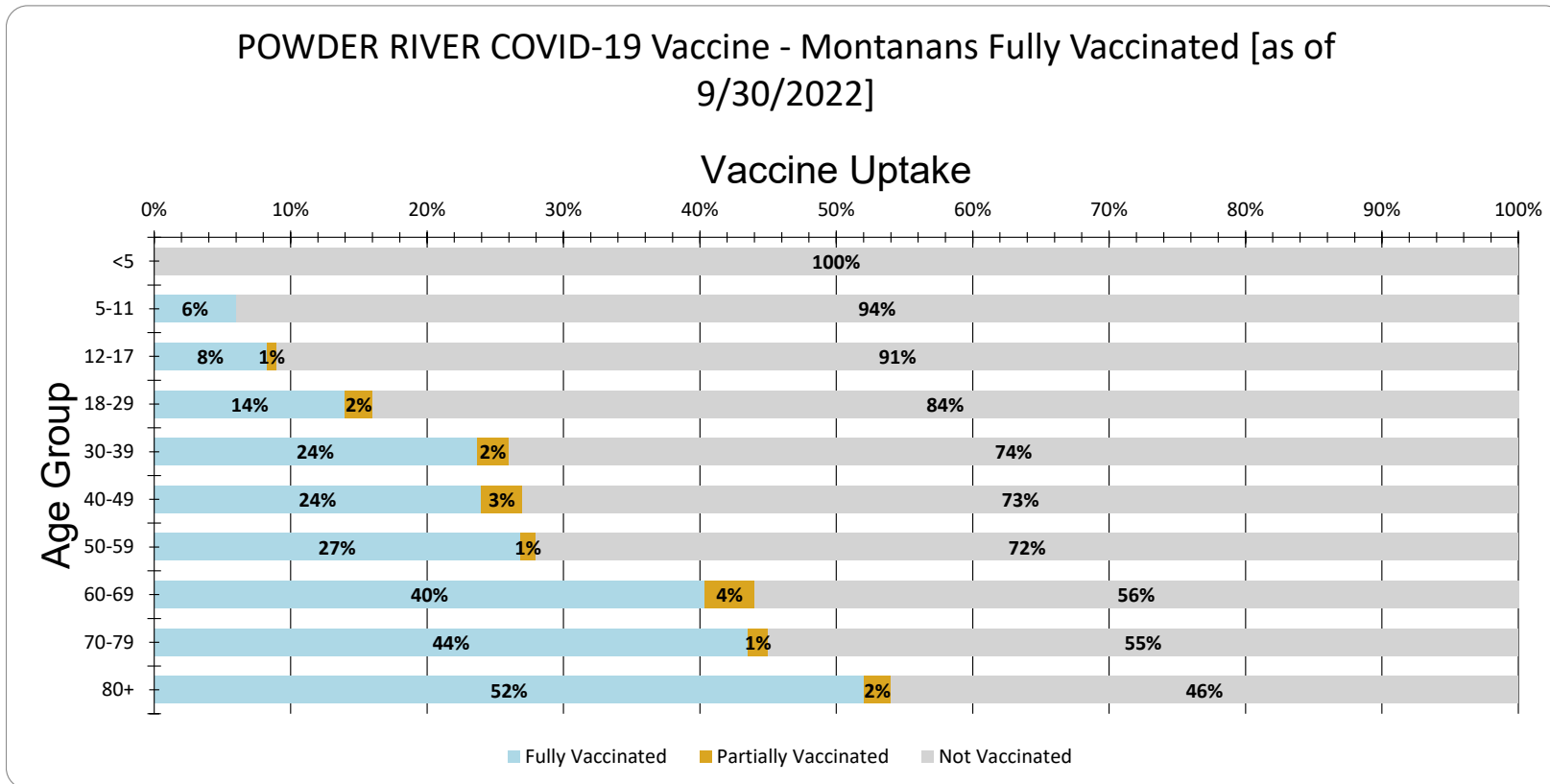
PONDERA Vaccine Uptake for Montanans by Age Group as of 9/30/2022

Age Group	Fully Vaccinated	Partially Vaccinated	Not Vaccinated
<5	0%	2%	98%
5-11	22%	2%	76%
12-17	45%	5%	50%
18-29	53%	12%	35%
30-39	73%	13%	14%
40-49	79%	13%	8%
50-59	78%	12%	10%
60-69	91%	9%	0%
70-79	90%	7%	3%
80+	66%	5%	29%
Total	63%	9%	28%



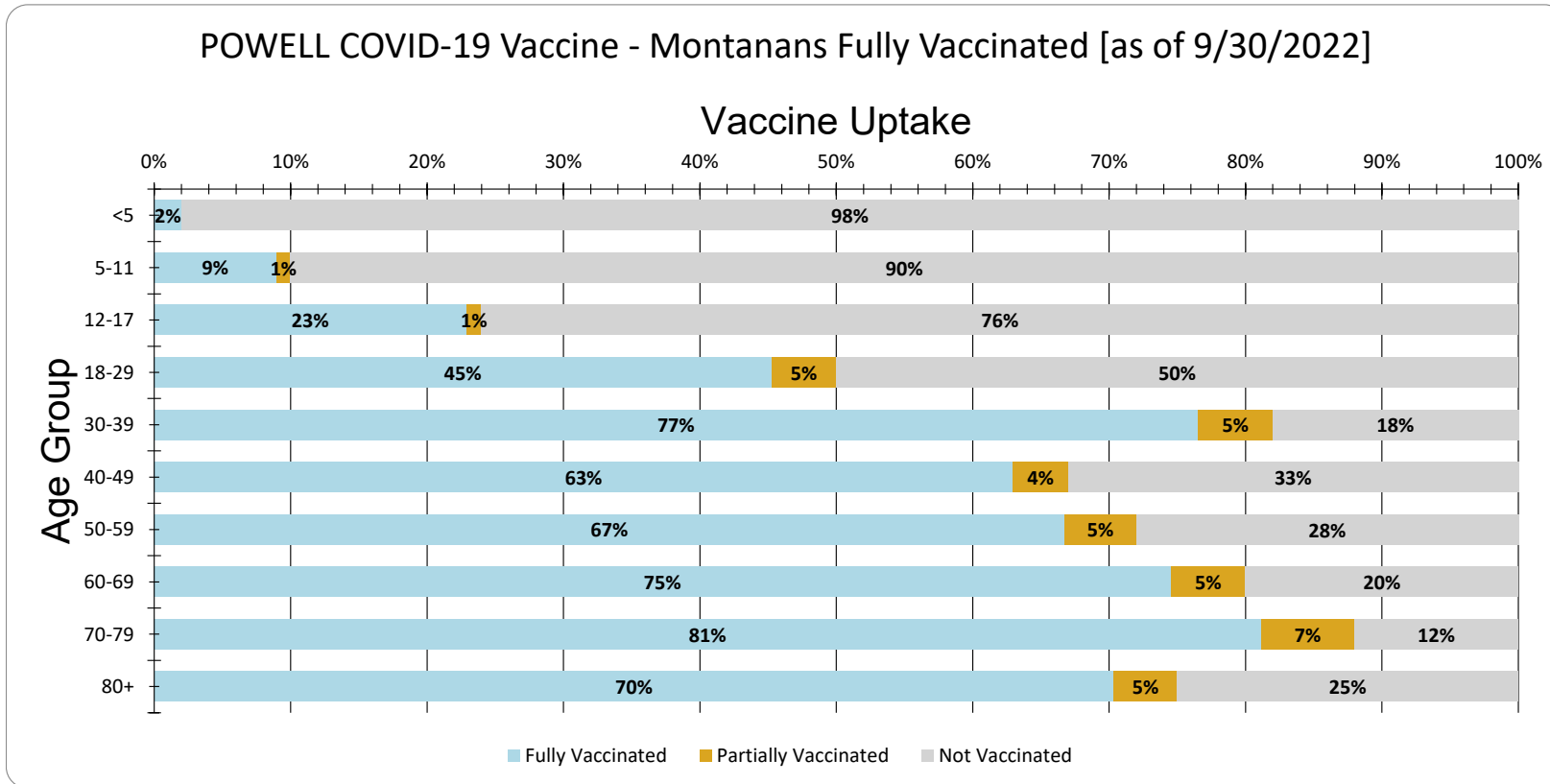
POWDER RIVER Vaccine Uptake for Montanans by Age Group as of 9/30/2022

Age Group	Fully Vaccinated	Partially Vaccinated	Not Vaccinated
<5	0%	0%	100%
5-11	6%	0%	94%
12-17	8%	1%	91%
18-29	14%	2%	84%
30-39	24%	2%	74%
40-49	24%	3%	73%
50-59	27%	1%	72%
60-69	40%	4%	56%
70-79	44%	1%	55%
80+	52%	2%	46%
Total	28%	2%	70%



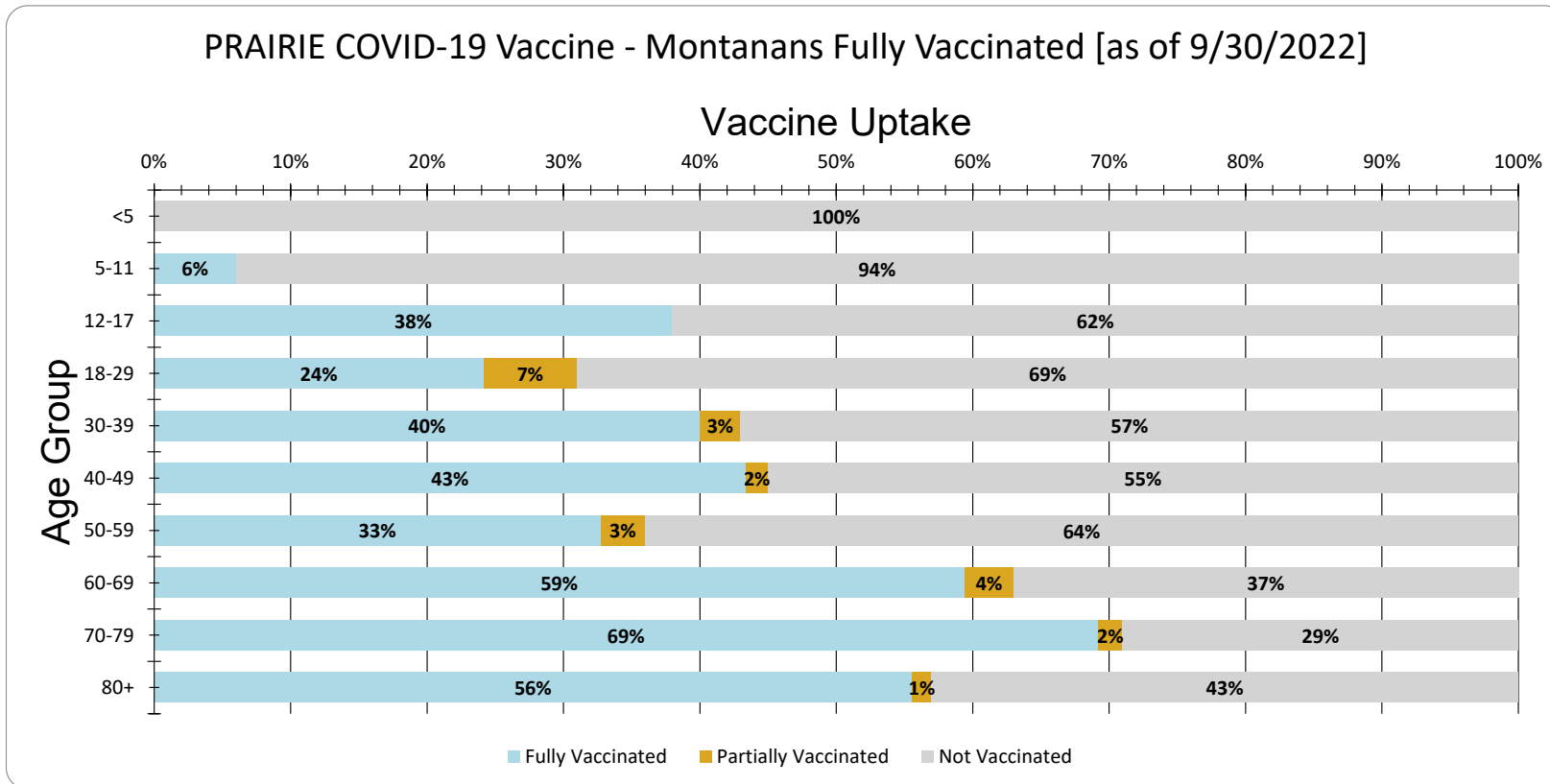
POWELL Vaccine Uptake for Montanans by Age Group as of 9/30/2022

Age Group	Fully Vaccinated	Partially Vaccinated	Not Vaccinated
<5	2%	0%	98%
5-11	9%	1%	90%
12-17	23%	1%	76%
18-29	45%	5%	50%
30-39	77%	5%	18%
40-49	63%	4%	33%
50-59	67%	5%	28%
60-69	75%	5%	20%
70-79	81%	7%	12%
80+	70%	5%	25%
Total	59%	4%	37%



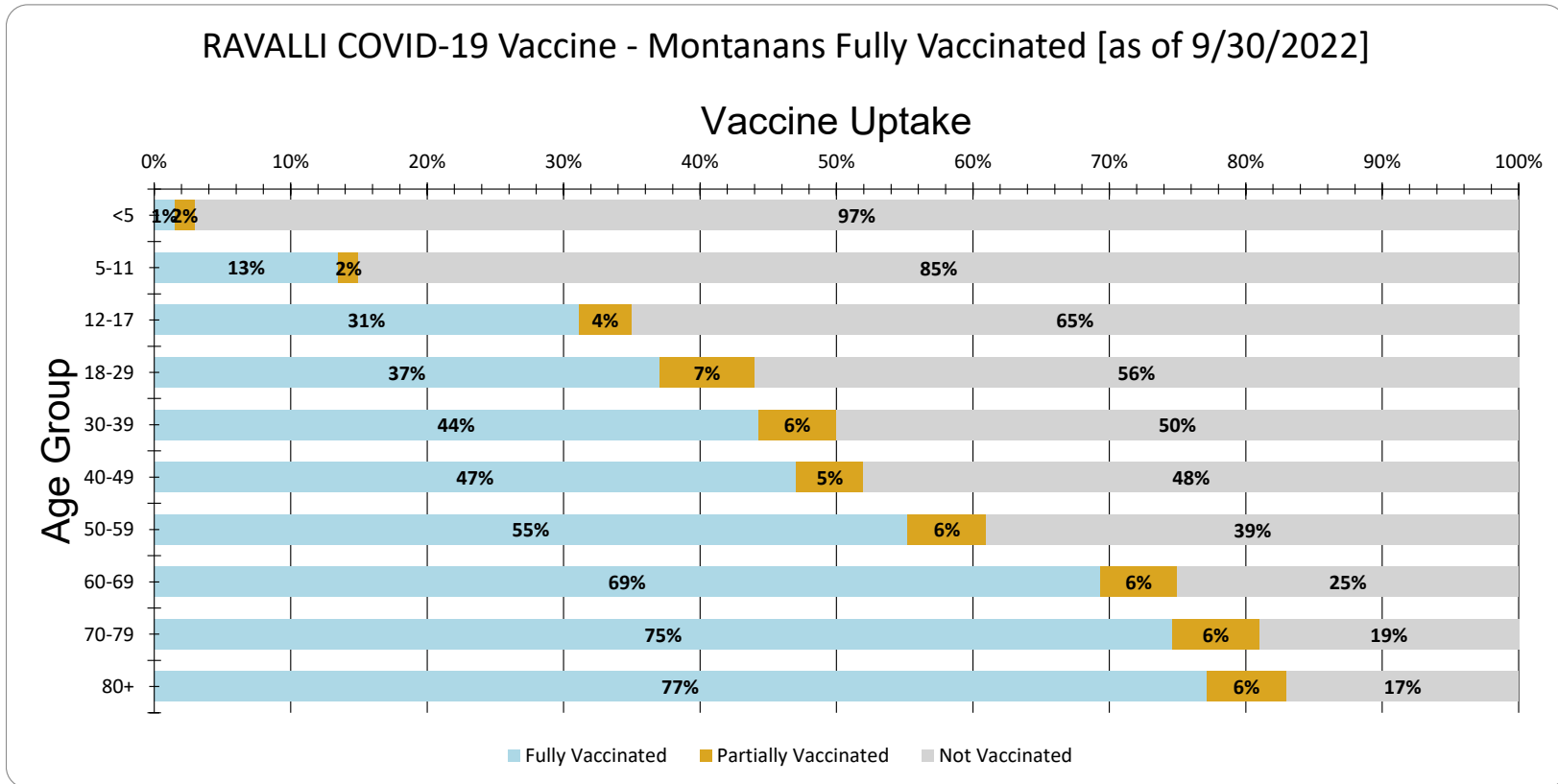
PRAIRIE Vaccine Uptake for Montanans by Age Group as of 9/30/2022

Age Group	Fully Vaccinated	Partially Vaccinated	Not Vaccinated
<5	0%	0%	100%
5-11	6%	0%	94%
12-17	38%	0%	62%
18-29	24%	7%	69%
30-39	40%	3%	57%
40-49	43%	2%	55%
50-59	33%	3%	64%
60-69	59%	4%	37%
70-79	69%	2%	29%
80+	56%	1%	43%
Total	42%	3%	55%



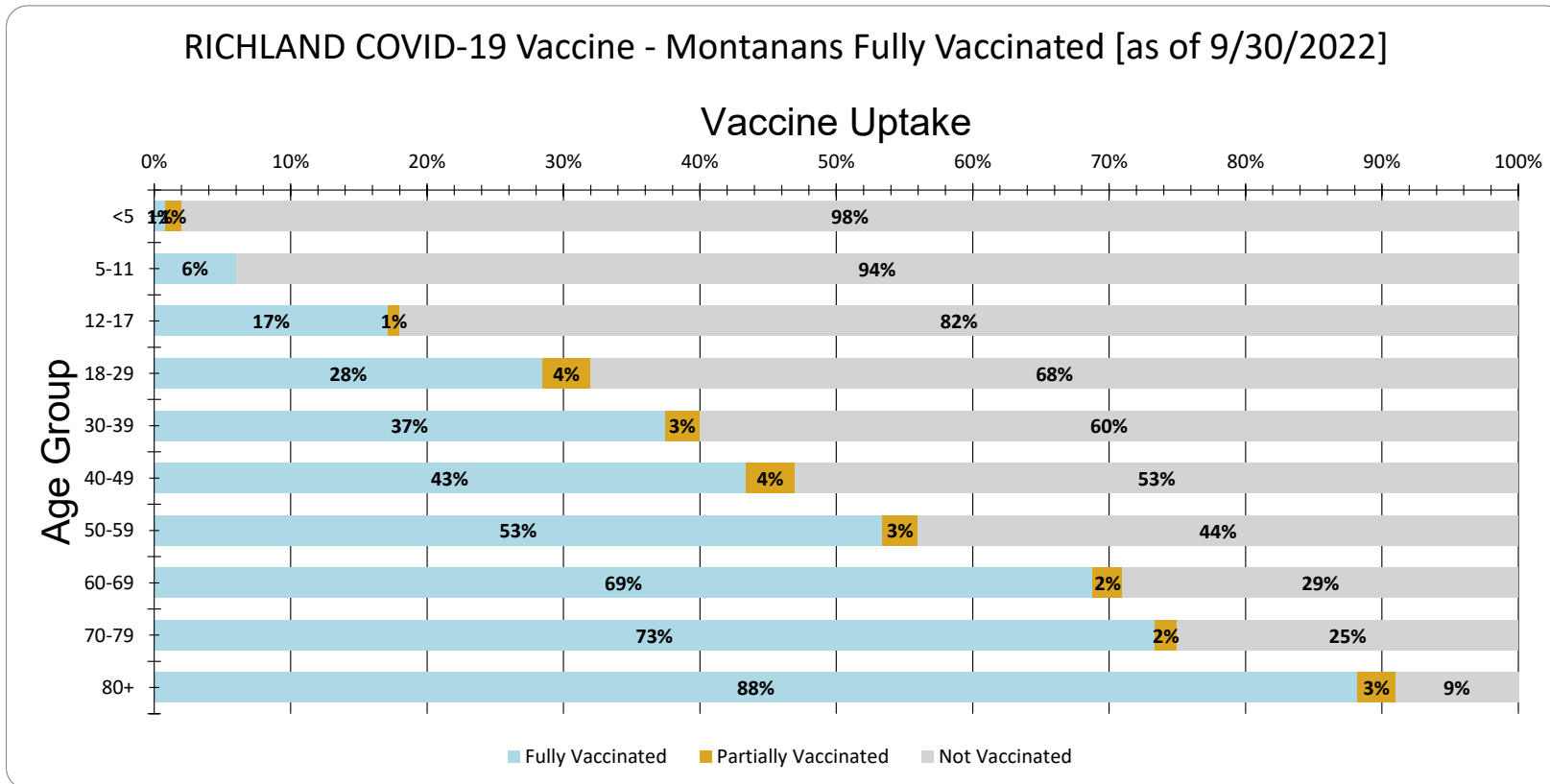
RAVALLI Vaccine Uptake for Montanans by Age Group as of 9/30/2022

Age Group	Fully Vaccinated	Partially Vaccinated	Not Vaccinated
<5	1%	2%	97%
5-11	13%	2%	85%
12-17	31%	4%	65%
18-29	37%	7%	56%
30-39	44%	6%	50%
40-49	47%	5%	48%
50-59	55%	6%	39%
60-69	69%	6%	25%
70-79	75%	6%	19%
80+	77%	6%	17%
Total	50%	6%	44%



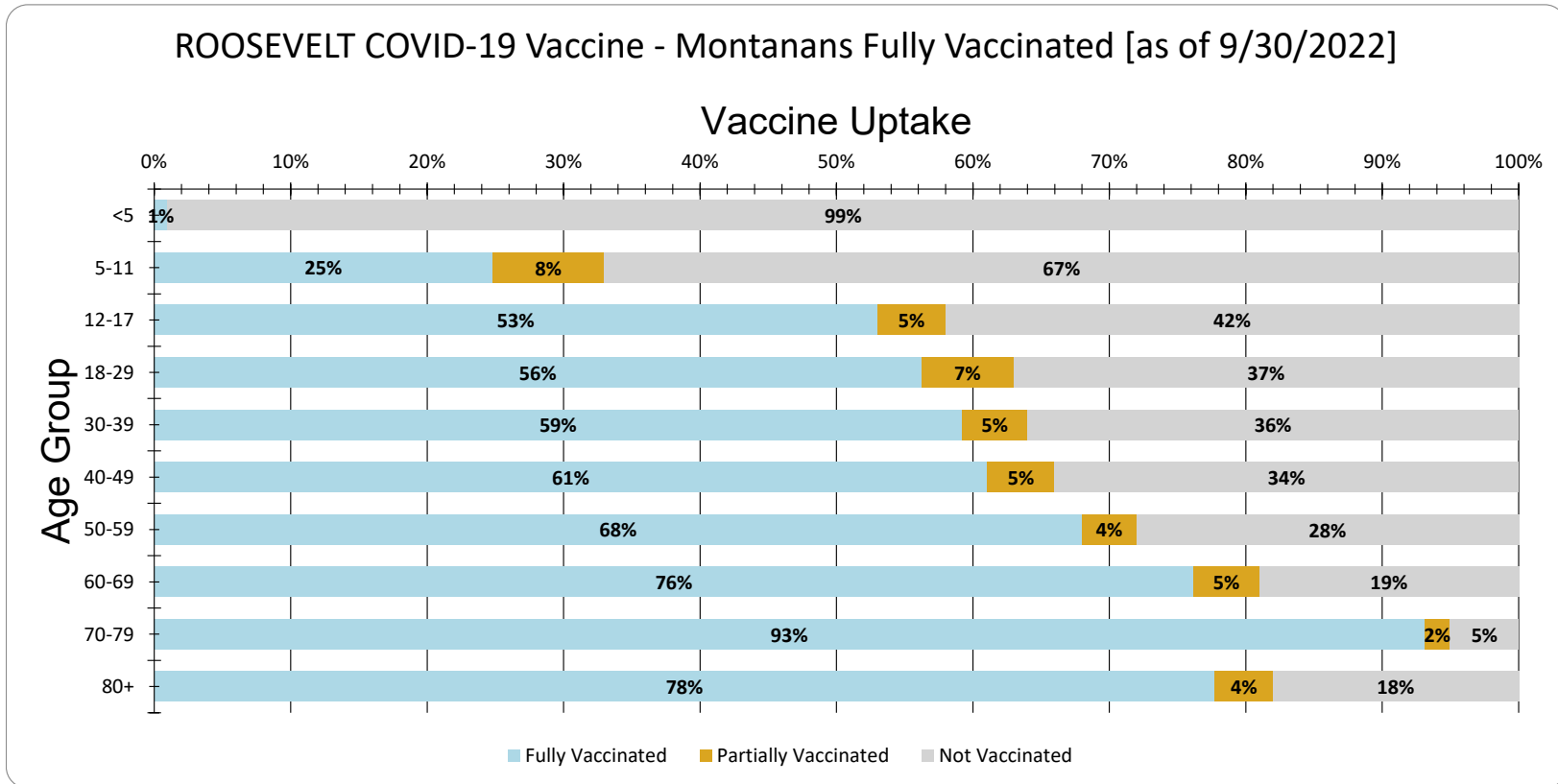
RICHLAND Vaccine Uptake for Montanans by Age Group as of 9/30/2022

Age Group	Fully Vaccinated	Partially Vaccinated	Not Vaccinated
<5	1%	1%	98%
5-11	6%	0%	94%
12-17	17%	1%	82%
18-29	28%	4%	68%
30-39	37%	3%	60%
40-49	43%	4%	53%
50-59	53%	3%	44%
60-69	69%	2%	29%
70-79	73%	2%	25%
80+	88%	3%	9%
Total	39%	3%	58%



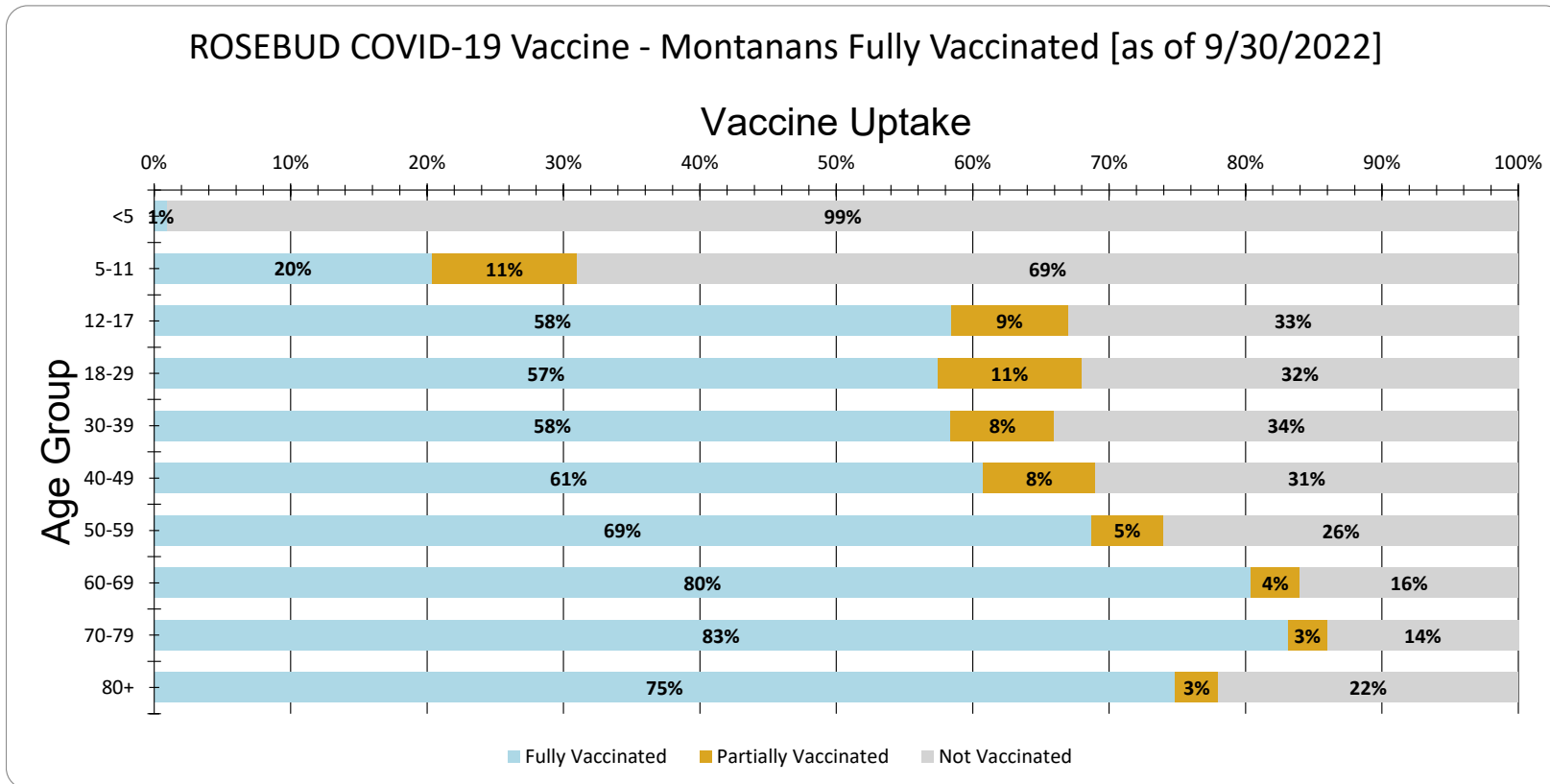
ROOSEVELT Vaccine Uptake for Montanans by Age Group as of 9/30/2022

Age Group	Fully Vaccinated	Partially Vaccinated	Not Vaccinated
<5	1%	0%	99%
5-11	25%	8%	67%
12-17	53%	5%	42%
18-29	56%	7%	37%
30-39	59%	5%	36%
40-49	61%	5%	34%
50-59	68%	4%	28%
60-69	76%	5%	19%
70-79	93%	2%	5%
80+	78%	4%	18%
Total	53%	5%	42%



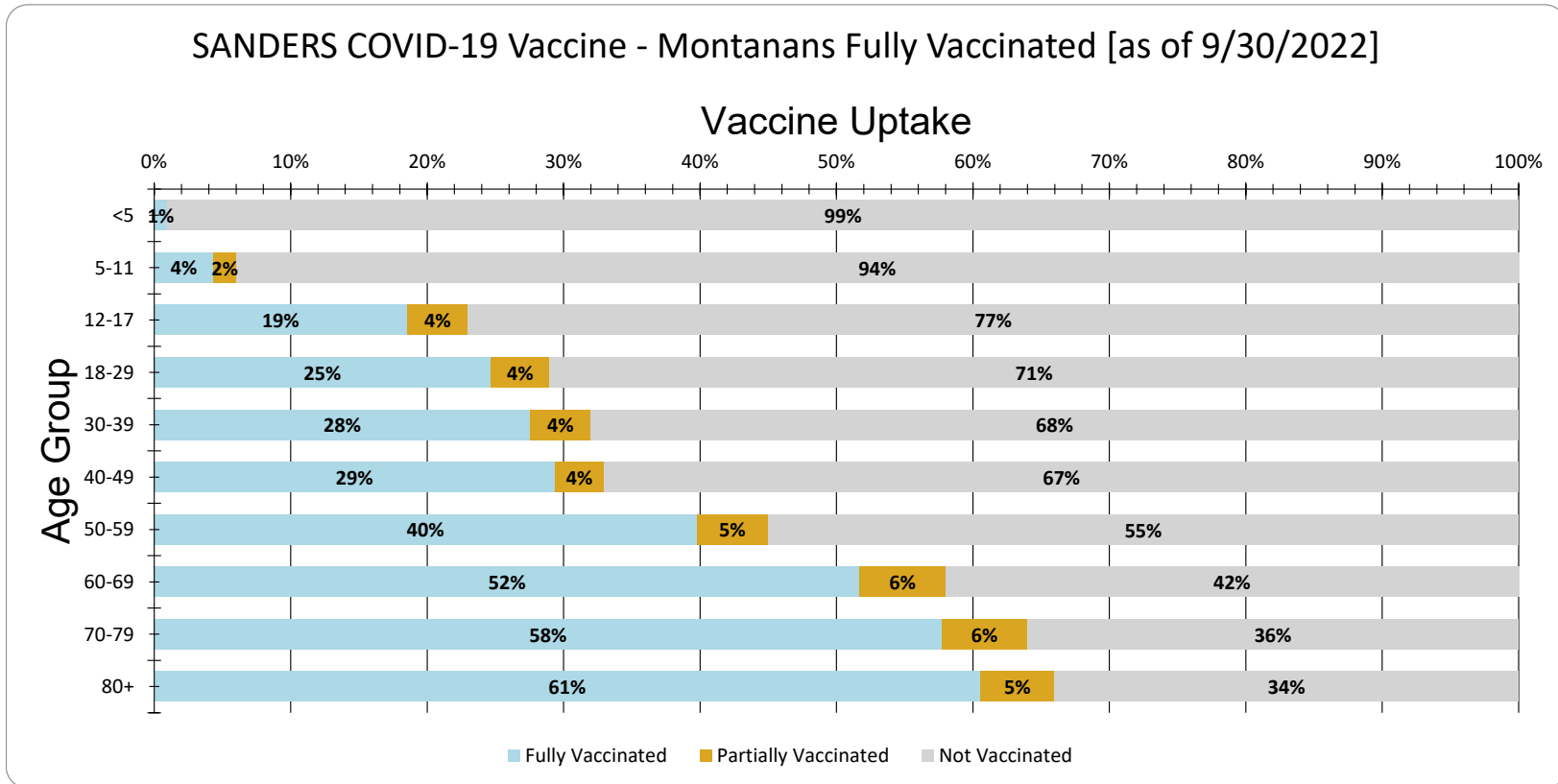
ROSEBUD Vaccine Uptake for Montanans by Age Group as of 9/30/2022

Age Group	Fully Vaccinated	Partially Vaccinated	Not Vaccinated
<5	1%	0%	99%
5-11	20%	11%	69%
12-17	58%	9%	33%
18-29	57%	11%	32%
30-39	58%	8%	34%
40-49	61%	8%	31%
50-59	69%	5%	26%
60-69	80%	4%	16%
70-79	83%	3%	14%
80+	75%	3%	22%
Total	56%	7%	37%



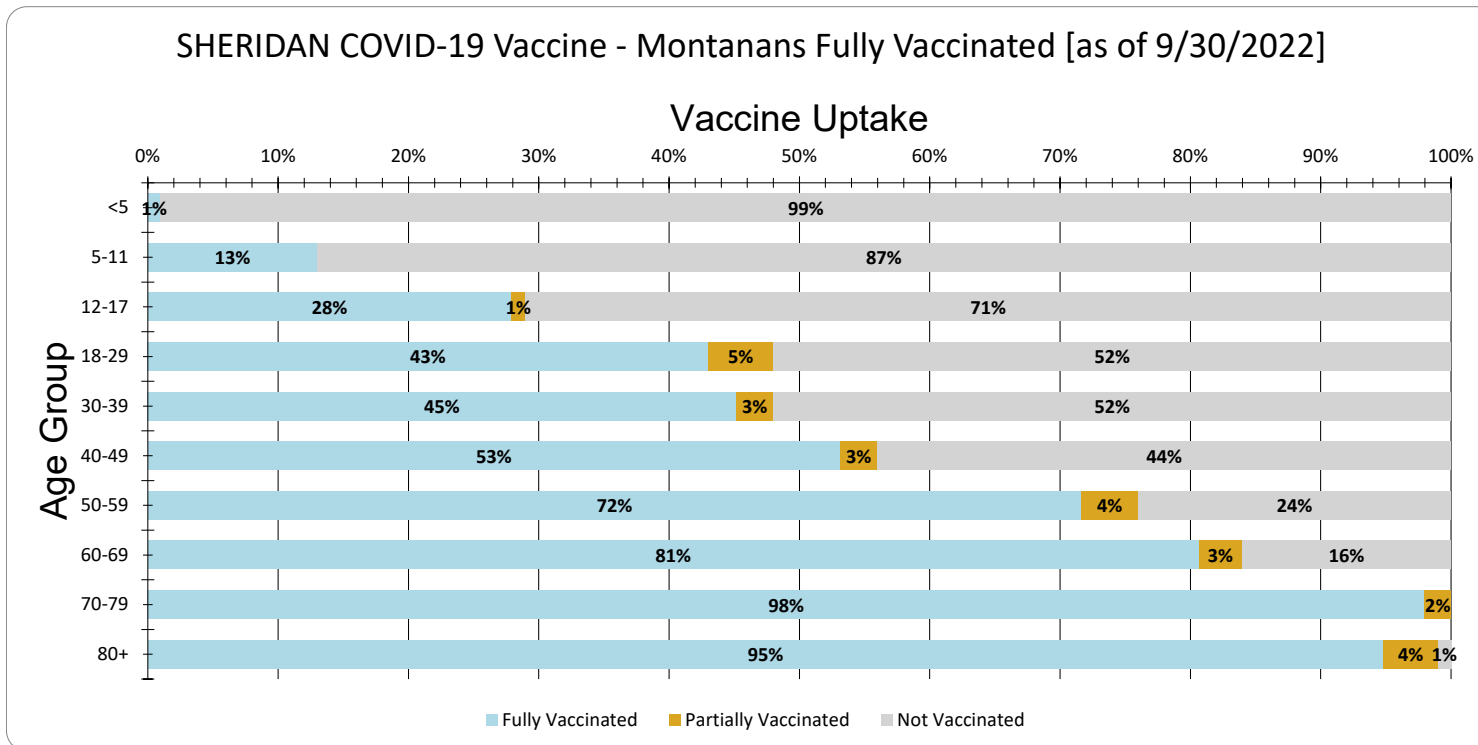
SANDERS Vaccine Uptake for Montanans by Age Group as of 9/30/2022

Age Group	Fully Vaccinated	Partially Vaccinated	Not Vaccinated
<5	1%	0%	99%
5-11	4%	2%	94%
12-17	19%	4%	77%
18-29	25%	4%	71%
30-39	28%	4%	68%
40-49	29%	4%	67%
50-59	40%	5%	55%
60-69	52%	6%	42%
70-79	58%	6%	36%
80+	61%	5%	34%
Total	38%	4%	58%



SHERIDAN Vaccine Uptake for Montanans by Age Group as of 9/30/2022

Age Group	Fully Vaccinated	Partially Vaccinated	Not Vaccinated
<5	1%	0%	99%
5-11	13%	0%	87%
12-17	28%	1%	71%
18-29	43%	5%	52%
30-39	45%	3%	52%
40-49	53%	3%	44%
50-59	72%	4%	24%
60-69	81%	3%	16%
70-79	98%	2%	0%
80+	95%	4%	1%
Total	57%	3%	40%

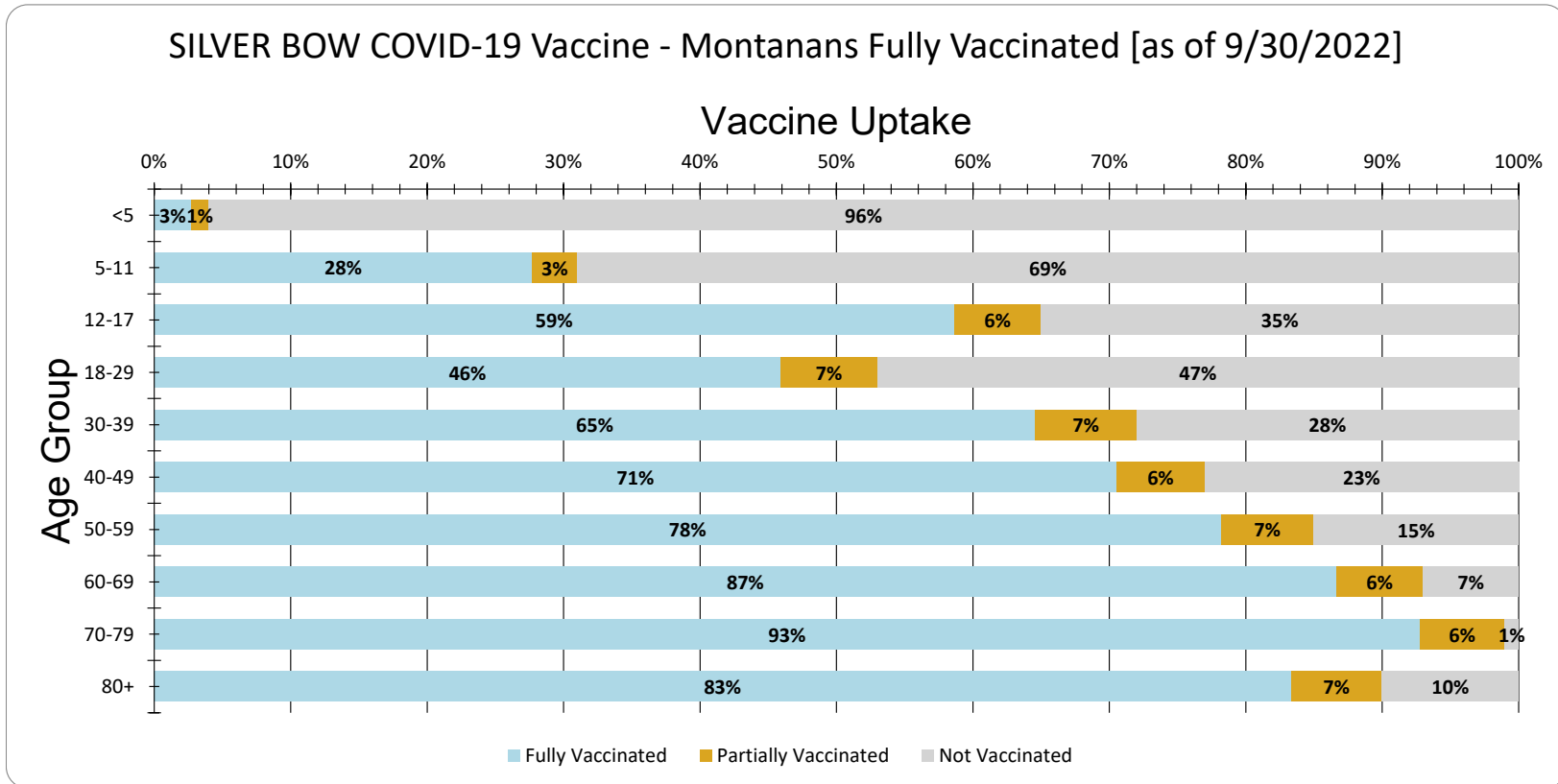


NOTE: There are potential limiting factors likely resulting in the calculation of >100% for the 70-79 age group:

- 1) Population estimates are from 2020 and may be lower than 2021 and 2022 numbers.
- 2) Due to excellent outreach in the county, some doses administered may have been given to out-of-state or out-of-country residents but due to missing residence information, they are defaulted to county of administration (in this case, Sheridan).

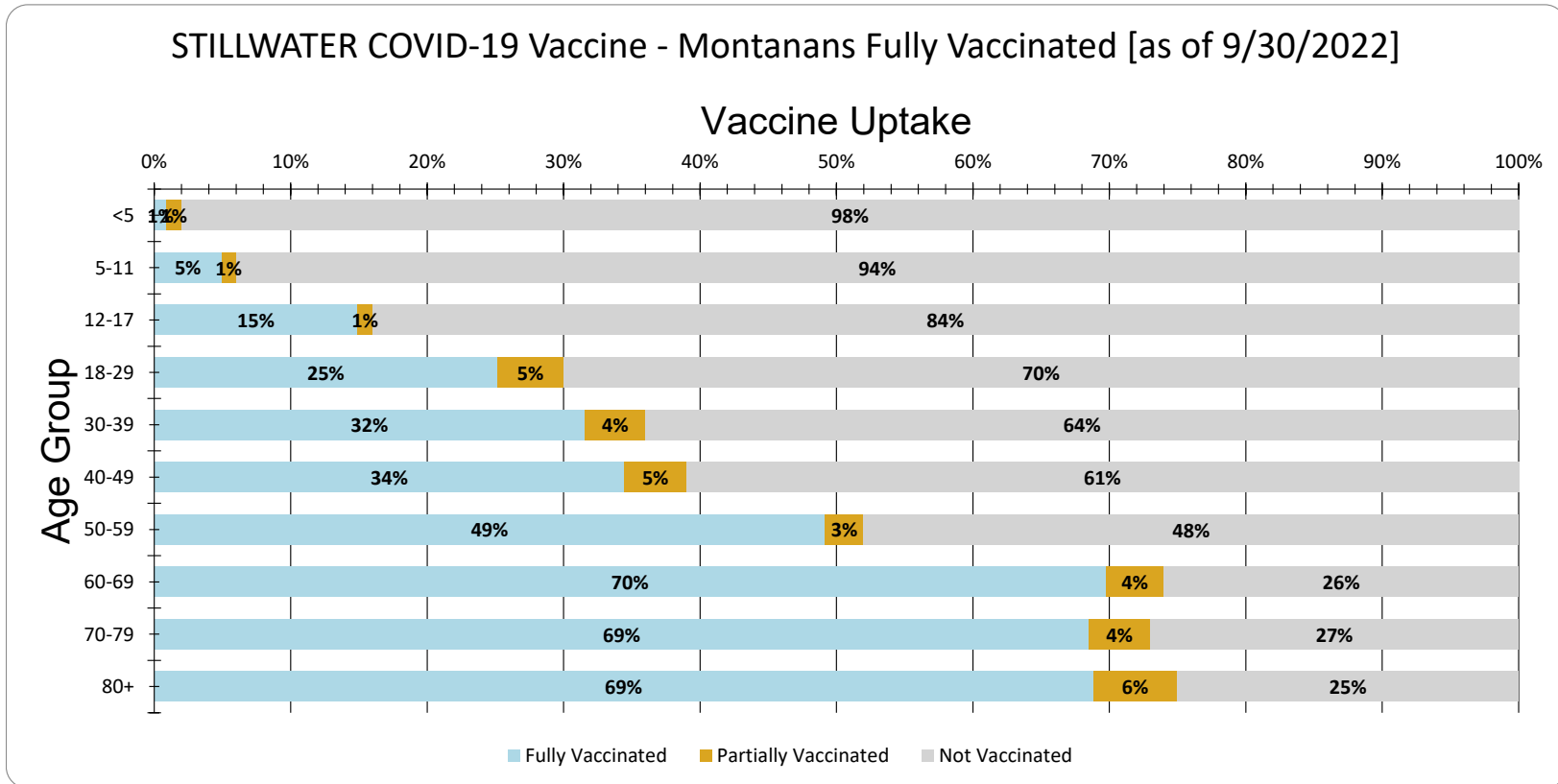
SILVER BOW Vaccine Uptake for Montanans by Age Group as of 9/30/2022

Age Group	Fully Vaccinated	Partially Vaccinated	Not Vaccinated
<5	3%	1%	96%
5-11	28%	3%	69%
12-17	59%	6%	35%
18-29	46%	7%	47%
30-39	65%	7%	28%
40-49	71%	6%	23%
50-59	78%	7%	15%
60-69	87%	6%	7%
70-79	93%	6%	1%
80+	83%	7%	10%
Total	63%	6%	31%



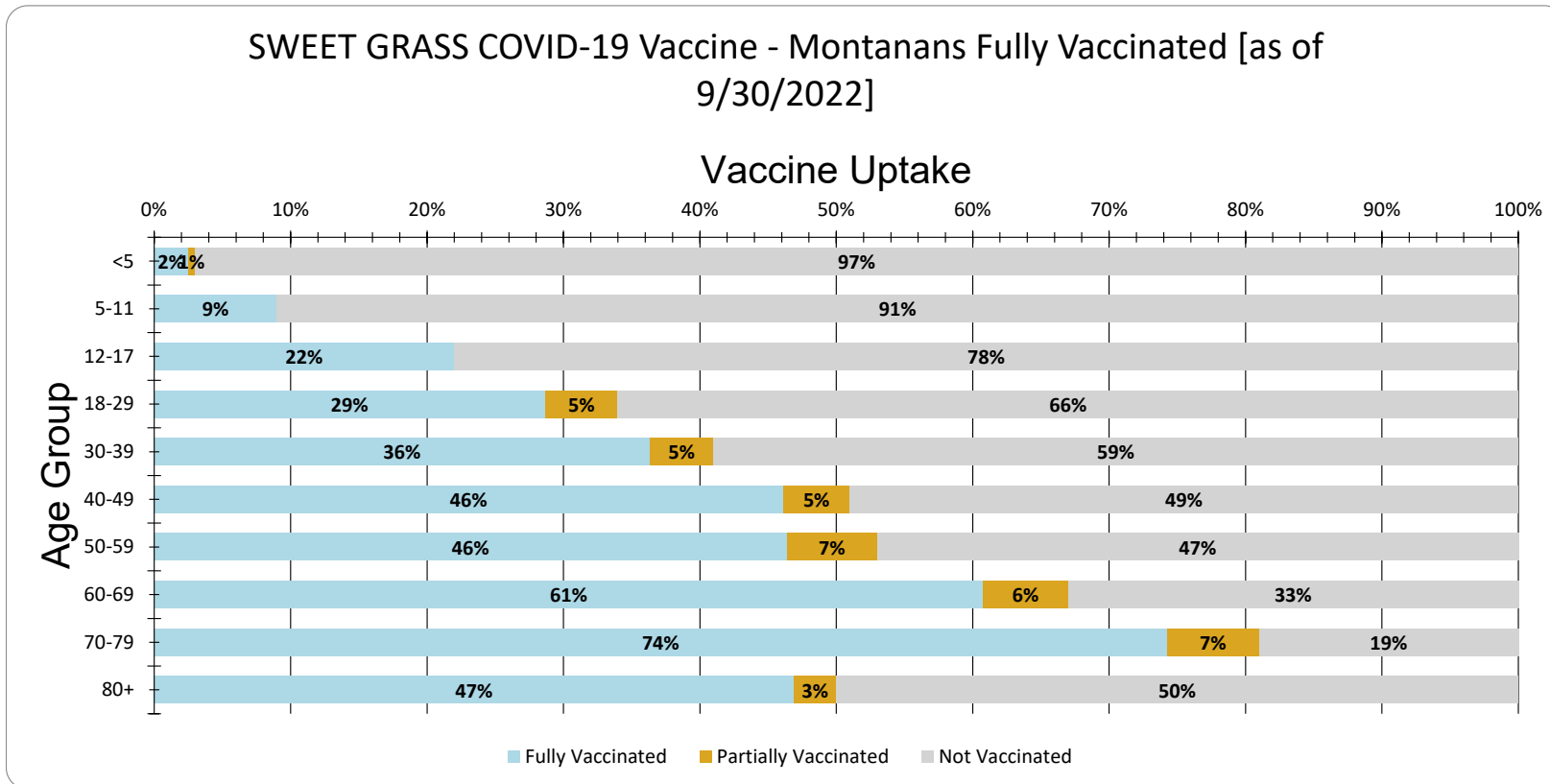
STILLWATER Vaccine Uptake for Montanans by Age Group as of 9/30/2022

Age Group	Fully Vaccinated	Partially Vaccinated	Not Vaccinated
<5	1%	1%	98%
5-11	5%	1%	94%
12-17	15%	1%	84%
18-29	25%	5%	70%
30-39	32%	4%	64%
40-49	34%	5%	61%
50-59	49%	3%	48%
60-69	70%	4%	26%
70-79	69%	4%	27%
80+	69%	6%	25%
Total	41%	4%	55%



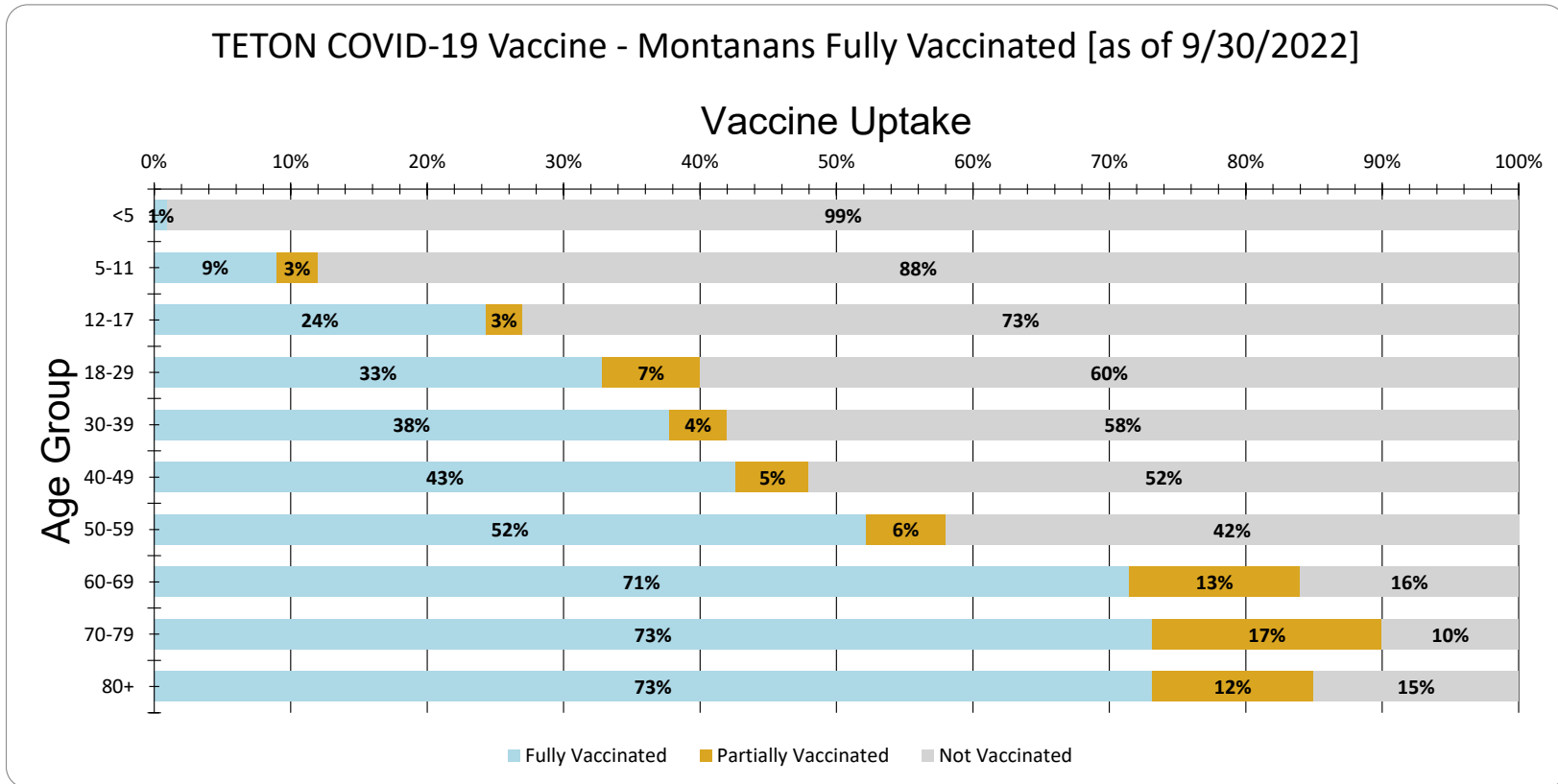
SWEET GRASS Vaccine Uptake for Montanans by Age Group as of 9/30/2022

Age Group	Fully Vaccinated	Partially Vaccinated	Not Vaccinated
<5	2%	1%	97%
5-11	9%	0%	91%
12-17	22%	0%	78%
18-29	29%	5%	66%
30-39	36%	5%	59%
40-49	46%	5%	49%
50-59	46%	7%	47%
60-69	61%	6%	33%
70-79	74%	7%	19%
80+	47%	3%	50%
Total	43%	4%	53%



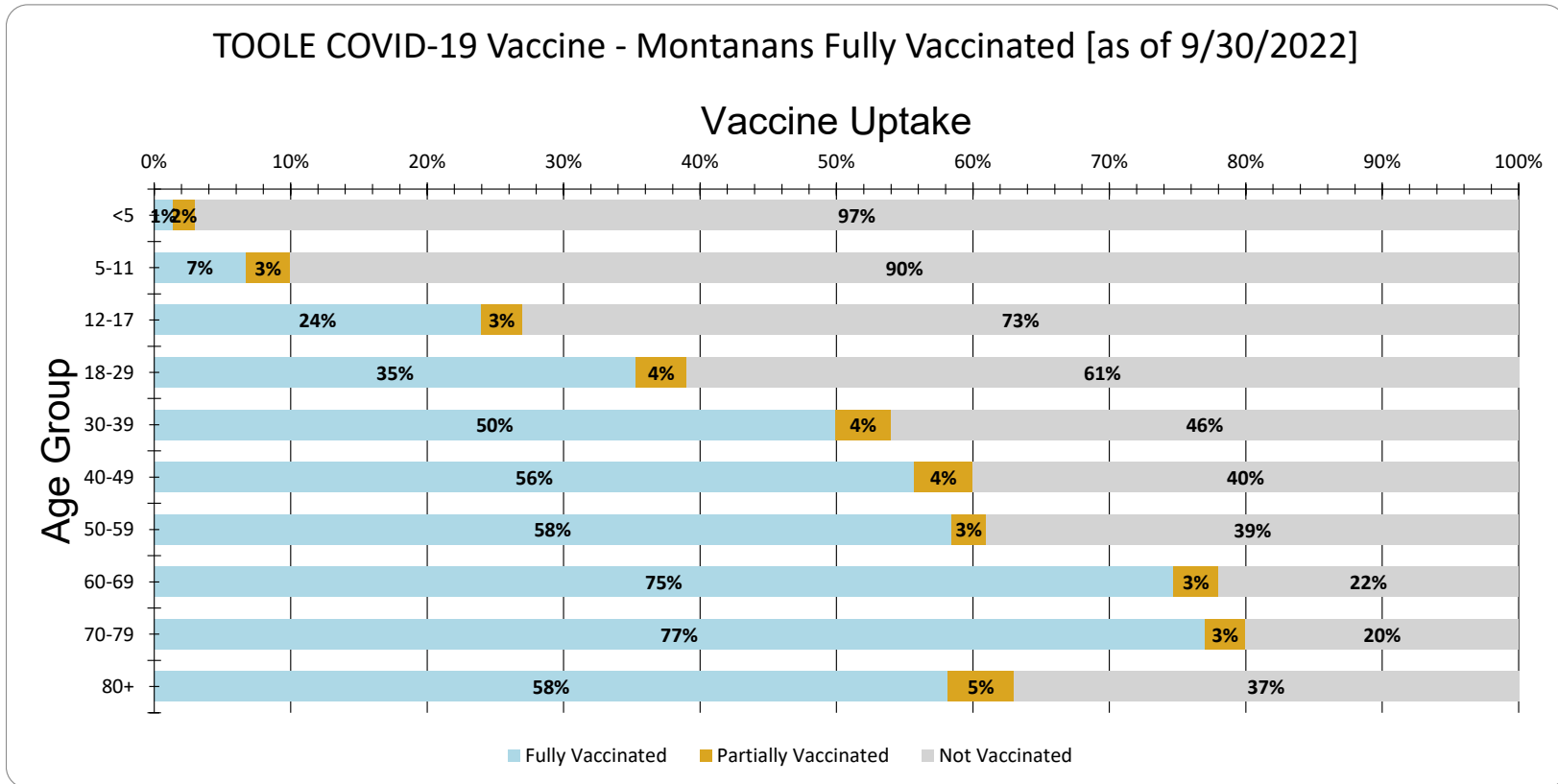
TETON Vaccine Uptake for Montanans by Age Group as of 9/30/2022

Age Group	Fully Vaccinated	Partially Vaccinated	Not Vaccinated
<5	1%	0%	99%
5-11	9%	3%	88%
12-17	24%	3%	73%
18-29	33%	7%	60%
30-39	38%	4%	58%
40-49	43%	5%	52%
50-59	52%	6%	42%
60-69	71%	13%	16%
70-79	73%	17%	10%
80+	73%	12%	15%
Total	43%	8%	49%



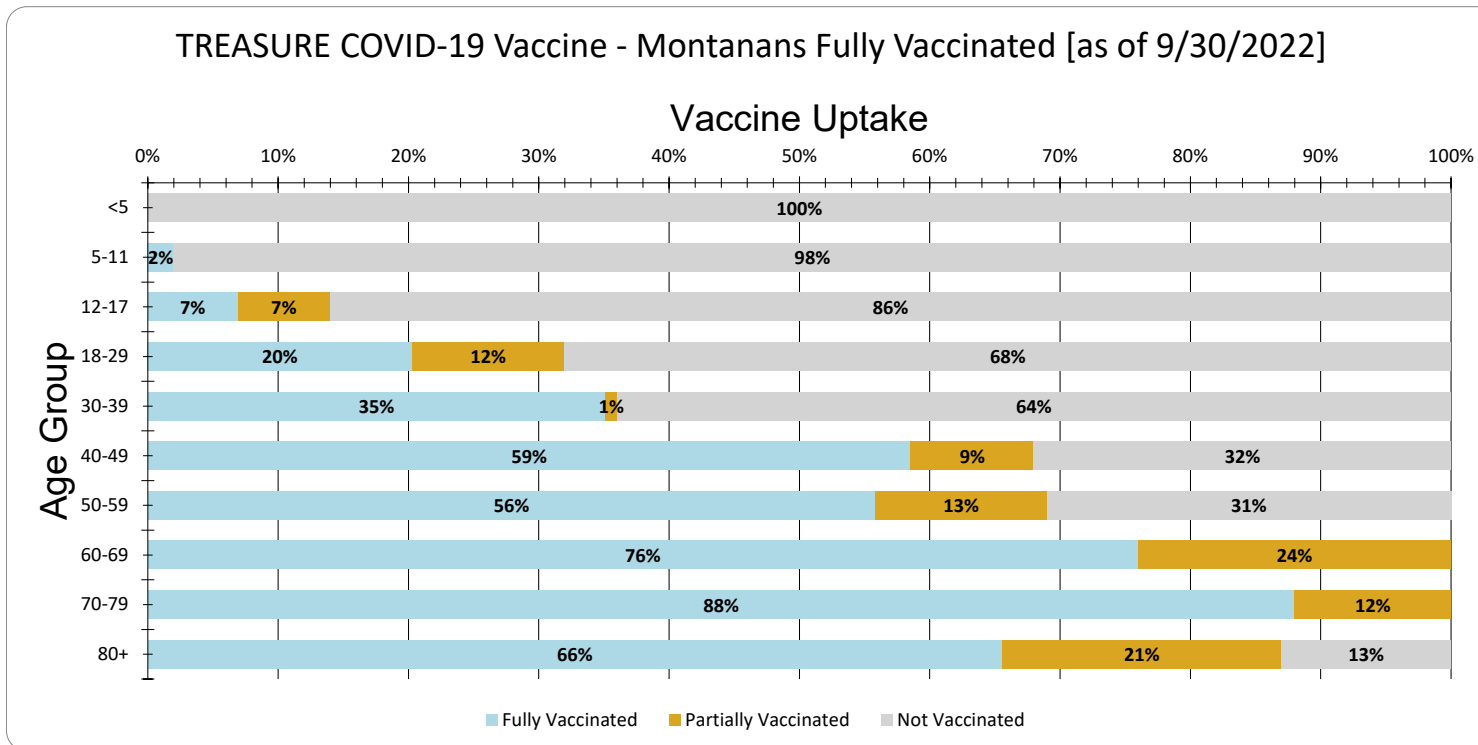
TOOLE Vaccine Uptake for Montanans by Age Group as of 9/30/2022

Age Group	Fully Vaccinated	Partially Vaccinated	Not Vaccinated
<5	1%	2%	97%
5-11	7%	3%	90%
12-17	24%	3%	73%
18-29	35%	4%	61%
30-39	50%	4%	46%
40-49	56%	4%	40%
50-59	58%	3%	39%
60-69	75%	3%	22%
70-79	77%	3%	20%
80+	58%	5%	37%
Total	47%	4%	49%



TREASURE Vaccine Uptake for Montanans by Age Group as of 9/30/2022

Age Group	Fully Vaccinated	Partially Vaccinated	Not Vaccinated
<5	0%	0%	100%
5-11	2%	0%	98%
12-17	7%	7%	86%
18-29	20%	12%	68%
30-39	35%	1%	64%
40-49	59%	9%	32%
50-59	56%	13%	31%
60-69	76%	24%	0%
70-79	88%	12%	0%
80+	66%	21%	13%
Total	46%	16%	38%

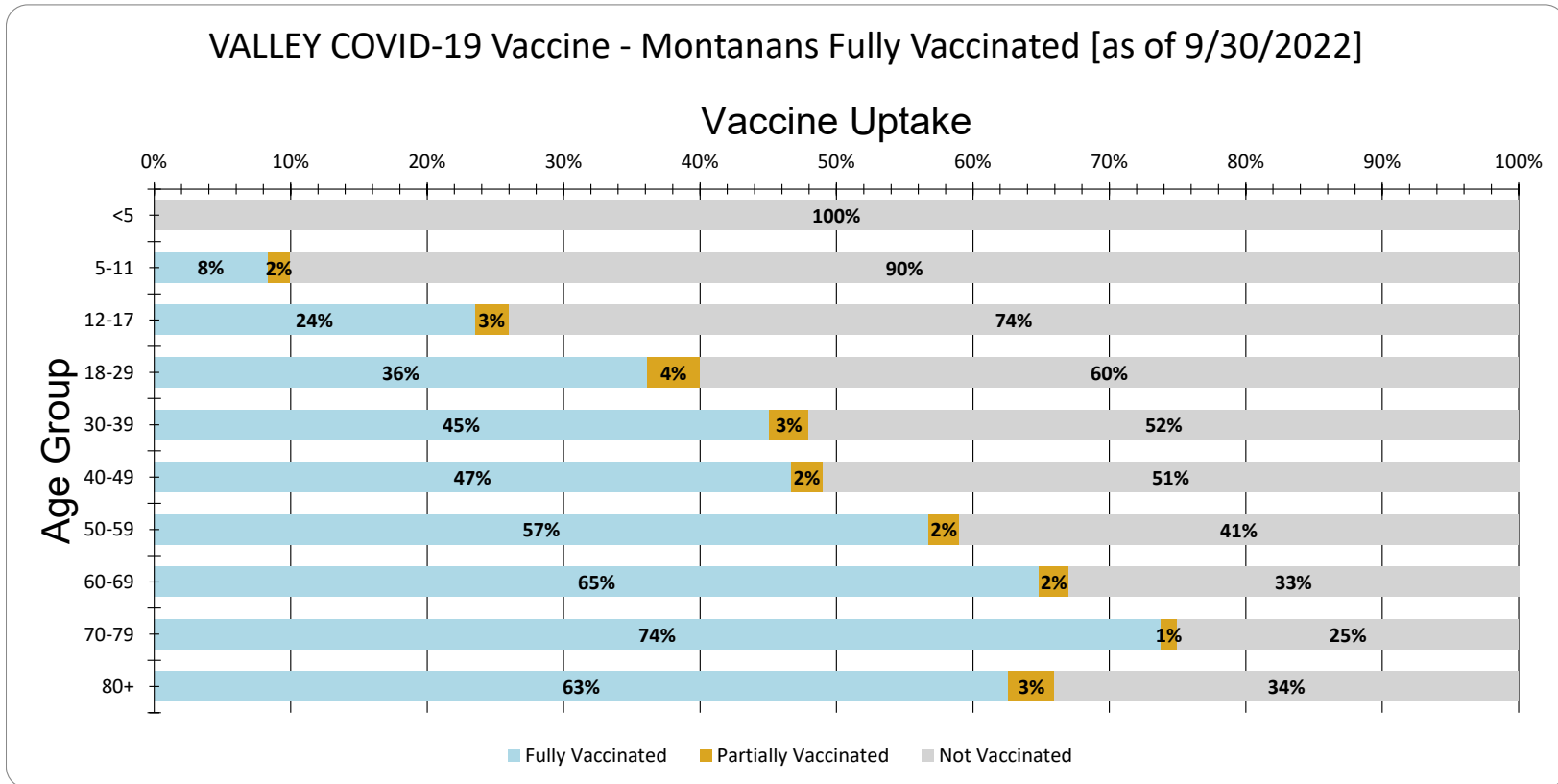


NOTE: There are potential limiting factors likely resulting in the calculation of >100% for the 60-69 and 70-79 age group:

- 1) Population estimates are from 2020 and may be lower than 2021 and 2022 numbers.
- 2) Due to excellent outreach in the county, some doses administered may have been given to out-of-state or out-of-country residents but due to missing residence information, they are defaulted to county of administration (in this case, Treasure).

VALLEY Vaccine Uptake for Montanans by Age Group as of 9/30/2022

Age Group	Fully Vaccinated	Partially Vaccinated	Not Vaccinated
<5	0%	0%	100%
5-11	8%	2%	90%
12-17	24%	3%	74%
18-29	36%	4%	60%
30-39	45%	3%	52%
40-49	47%	2%	51%
50-59	57%	2%	41%
60-69	65%	2%	33%
70-79	74%	1%	25%
80+	63%	3%	34%
Total	45%	2%	53%

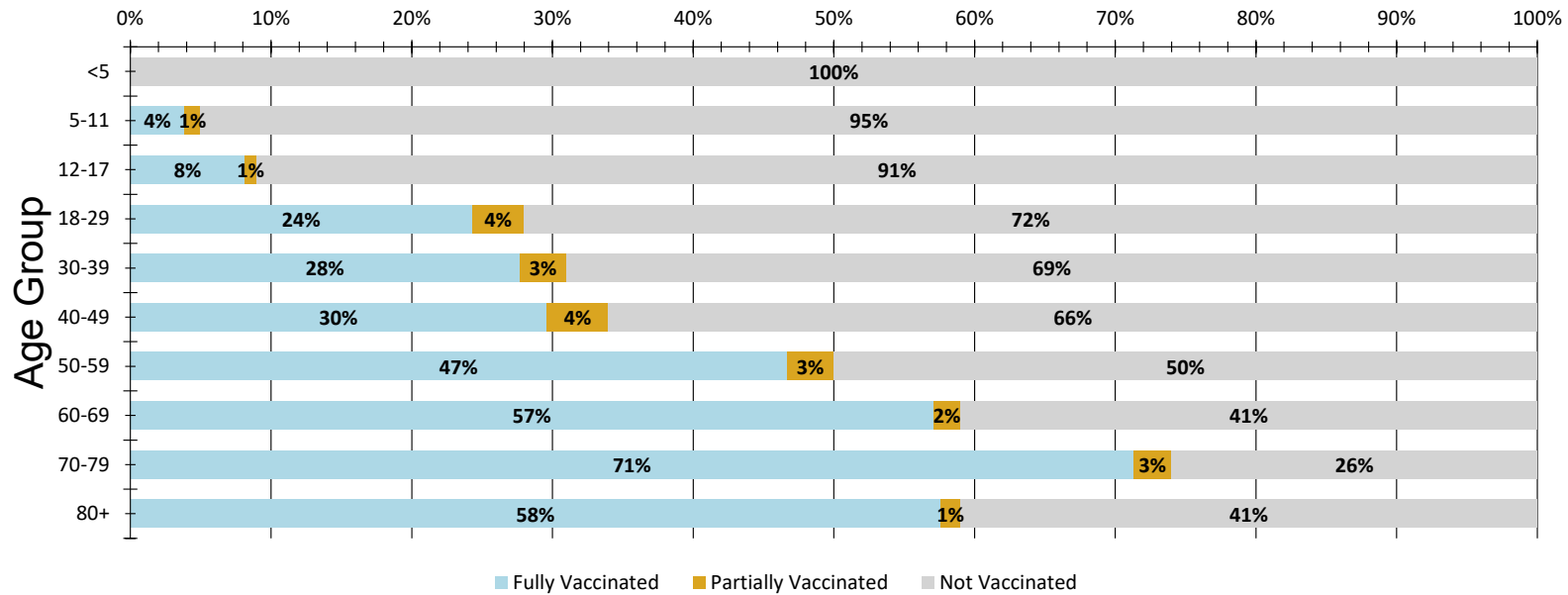


WHEATLAND Vaccine Uptake for Montanans by Age Group as of 9/30/2022

Age Group	Fully Vaccinated	Partially Vaccinated	Not Vaccinated
<5	0%	0%	100%
5-11	4%	1%	95%
12-17	8%	1%	91%
18-29	24%	4%	72%
30-39	28%	3%	69%
40-49	30%	4%	66%
50-59	47%	3%	50%
60-69	57%	2%	41%
70-79	71%	3%	26%
80+	58%	1%	41%
Total	36%	3%	61%

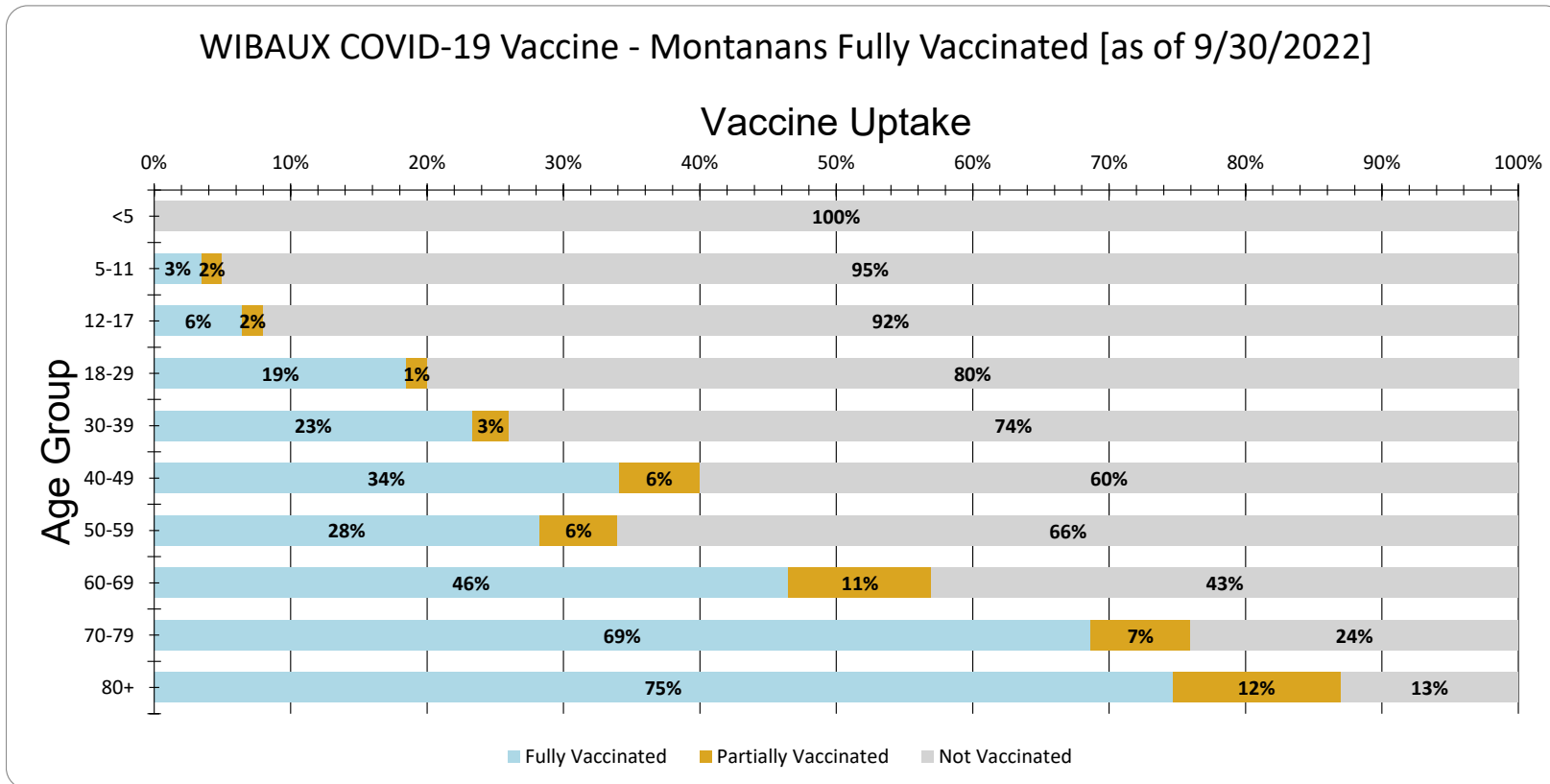
WHEATLAND COVID-19 Vaccine - Montanans Fully Vaccinated [as of 9/30/2022]

Vaccine Uptake



WIBAUX Vaccine Uptake for Montanans by Age Group as of 9/30/2022

Age Group	Fully Vaccinated	Partially Vaccinated	Not Vaccinated
<5	0%	0%	100%
5-11	3%	2%	95%
12-17	6%	2%	92%
18-29	19%	1%	80%
30-39	23%	3%	74%
40-49	34%	6%	60%
50-59	28%	6%	66%
60-69	46%	11%	43%
70-79	69%	7%	24%
80+	75%	12%	13%
Total	33%	6%	61%



YELLOWSTONE Vaccine Uptake for Montanans by Age Group as of 9/30/2022

Age Group	Fully Vaccinated	Partially Vaccinated	Not Vaccinated
<5	3%	1%	96%
5-11	16%	5%	79%
12-17	39%	5%	56%
18-29	44%	9%	47%
30-39	51%	6%	43%
40-49	57%	6%	37%
50-59	63%	6%	31%
60-69	79%	6%	15%
70-79	85%	6%	9%
80+	81%	7%	12%
Total	52%	6%	42%

