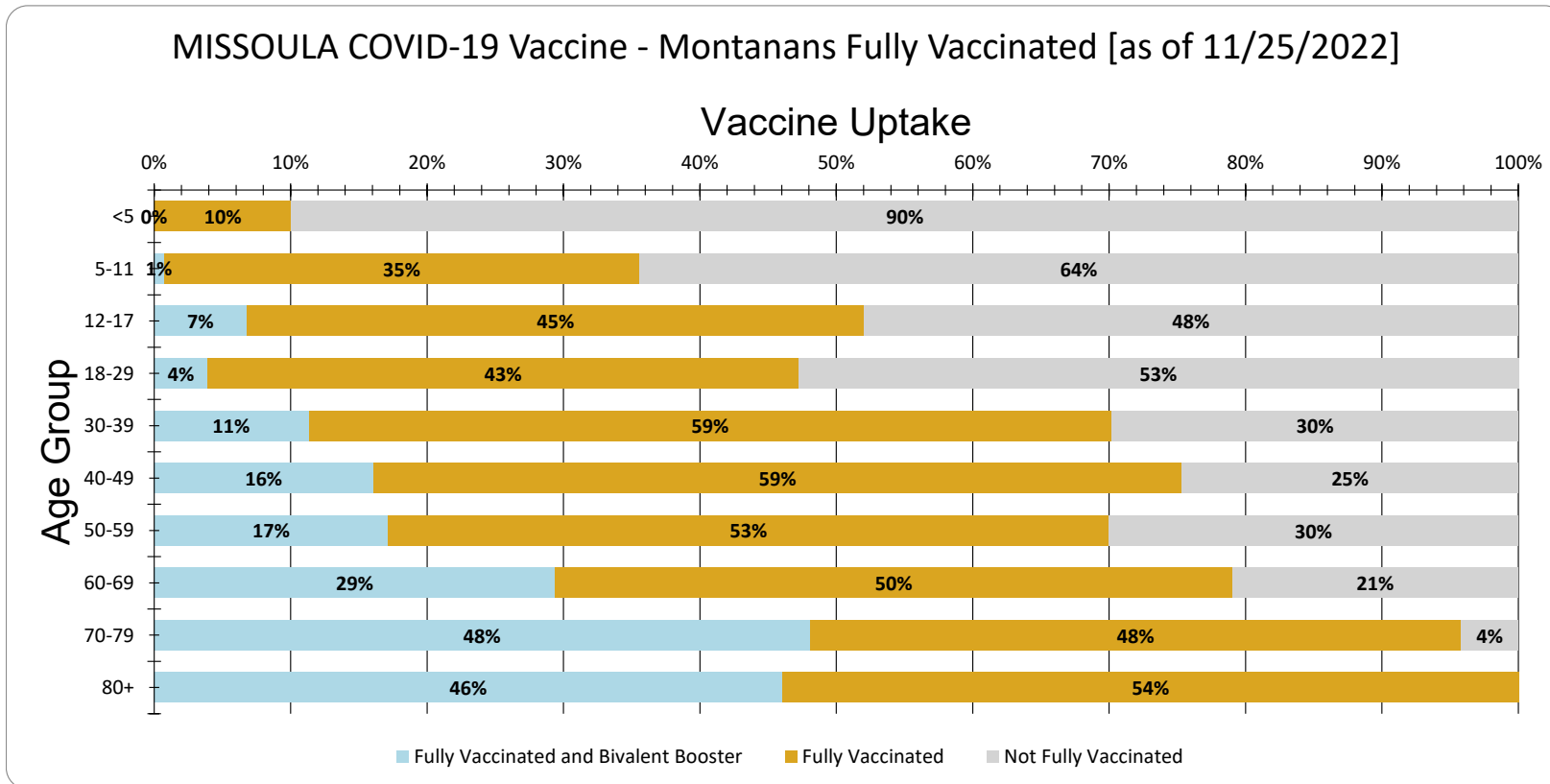


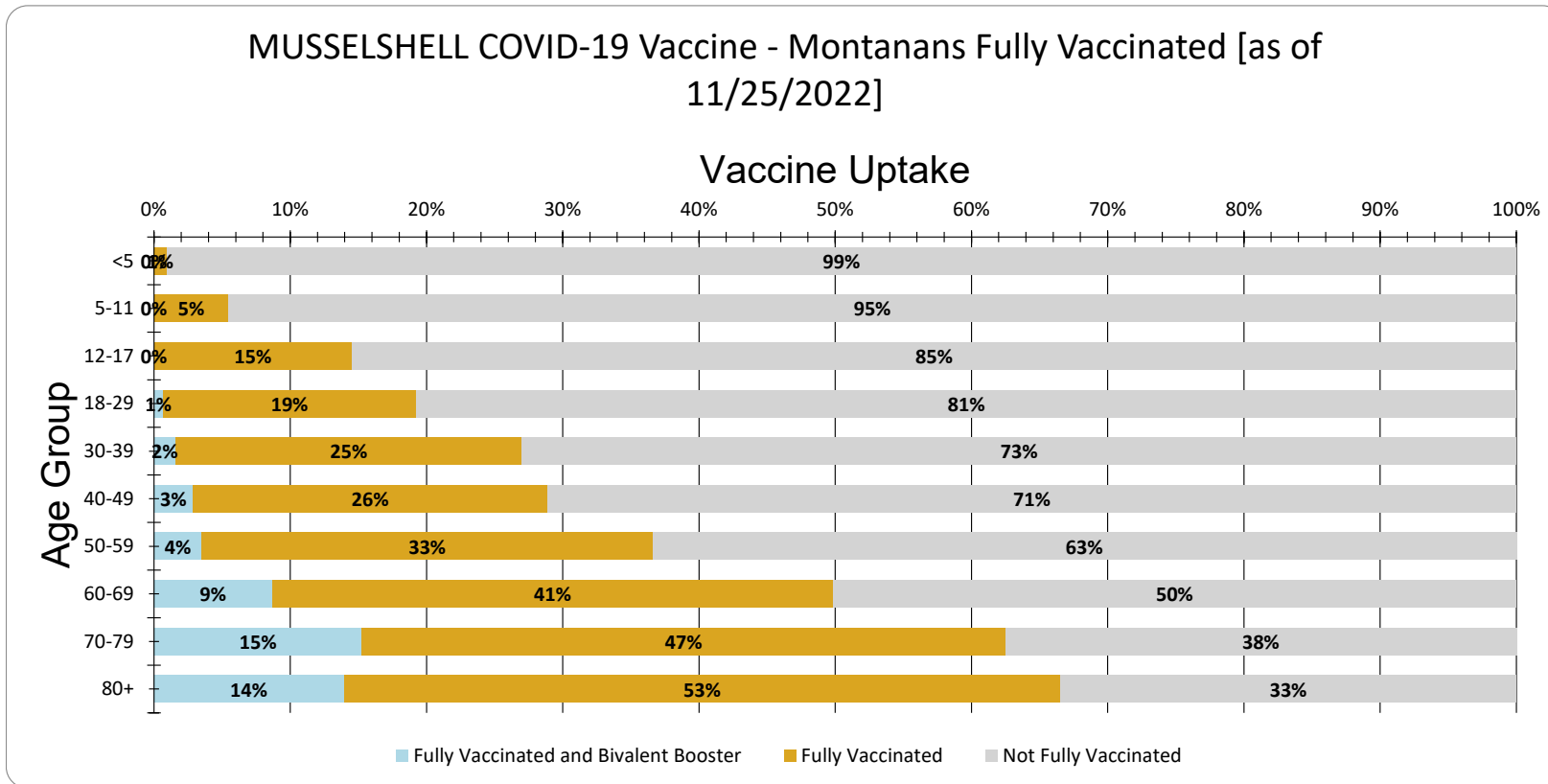
MISSOULA Vaccine Uptake for Montanans by Age Group as of 11/25/2022

Age Group	Fully Vaccinated and Bivalent Booster	Fully Vaccinated	Not Fully Vaccinated
<5	0%	10%	90%
5-11	1%	35%	64%
12-17	7%	45%	48%
18-29	4%	43%	53%
30-39	11%	59%	30%
40-49	16%	59%	25%
50-59	17%	53%	30%
60-69	29%	50%	21%
70-79	48%	48%	4%
80+	46%	54%	0%
Total	15%	48%	37%



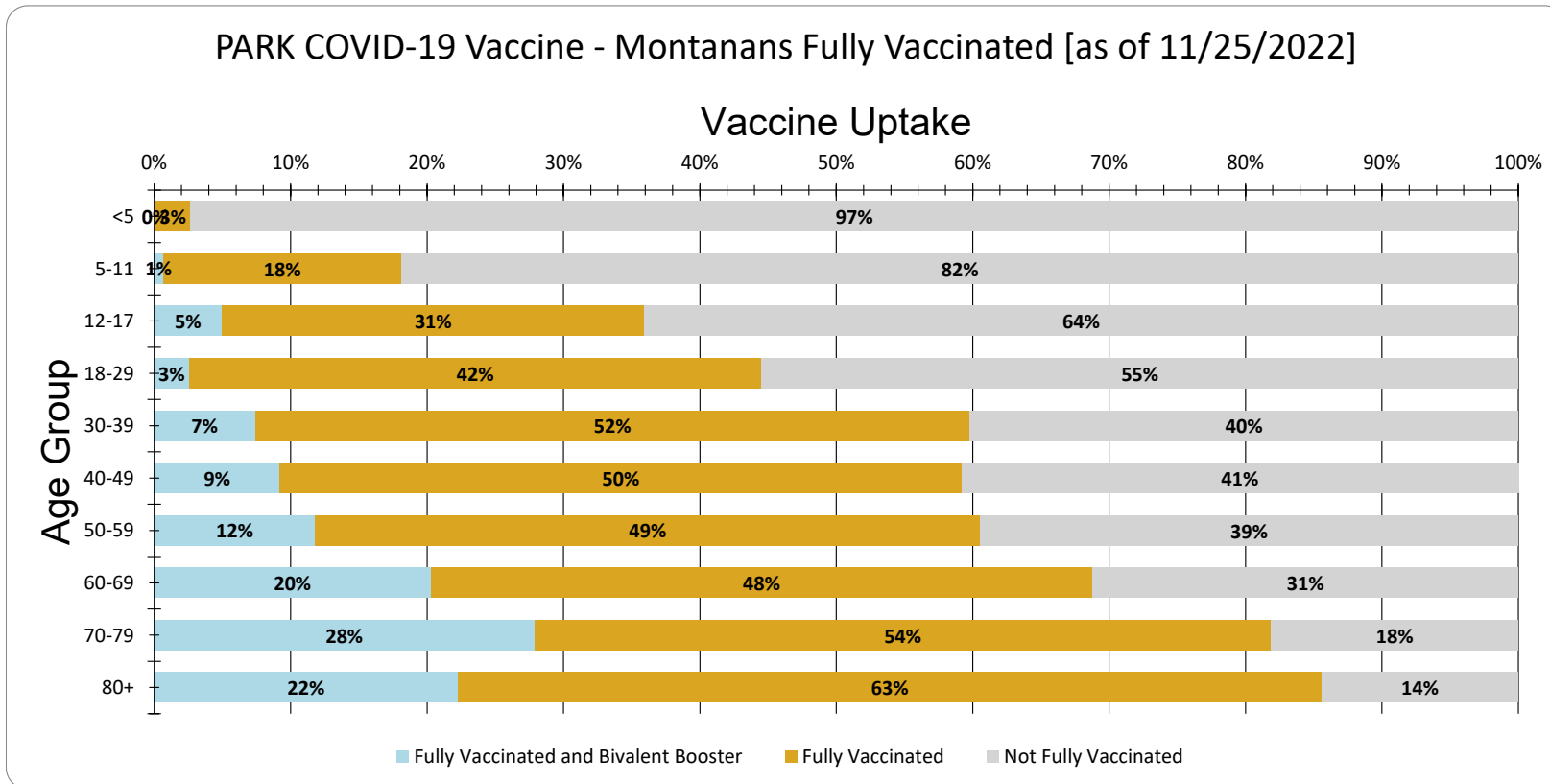
MUSSELSHELL Vaccine Uptake for Montanans by Age Group as of 11/25/2022

Age Group	Fully Vaccinated and Bivalent Booster	Fully Vaccinated	Not Fully Vaccinated
<5	0%	1%	99%
5-11	0%	5%	95%
12-17	0%	15%	85%
18-29	1%	19%	81%
30-39	2%	25%	73%
40-49	3%	26%	71%
50-59	4%	33%	63%
60-69	9%	41%	50%
70-79	15%	47%	38%
80+	14%	53%	33%
Total	5%	30%	65%



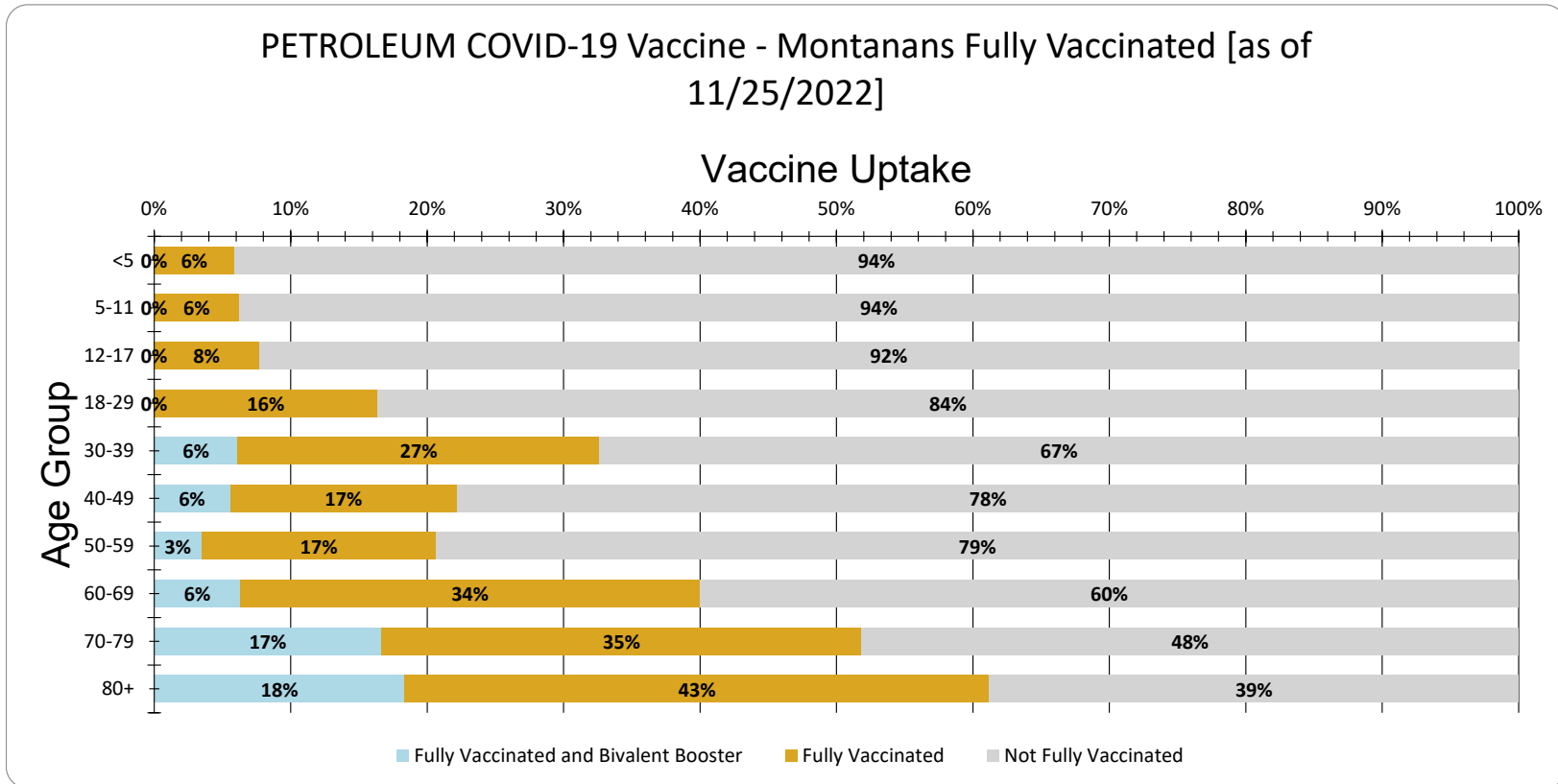
PARK Vaccine Uptake for Montanans by Age Group as of 11/25/2022

Age Group	Fully Vaccinated and Bivalent Booster	Fully Vaccinated	Not Fully Vaccinated
<5	0%	3%	97%
5-11	1%	18%	82%
12-17	5%	31%	64%
18-29	3%	42%	55%
30-39	7%	52%	40%
40-49	9%	50%	41%
50-59	12%	49%	39%
60-69	20%	48%	31%
70-79	28%	54%	18%
80+	22%	63%	14%
Total	12%	45%	43%



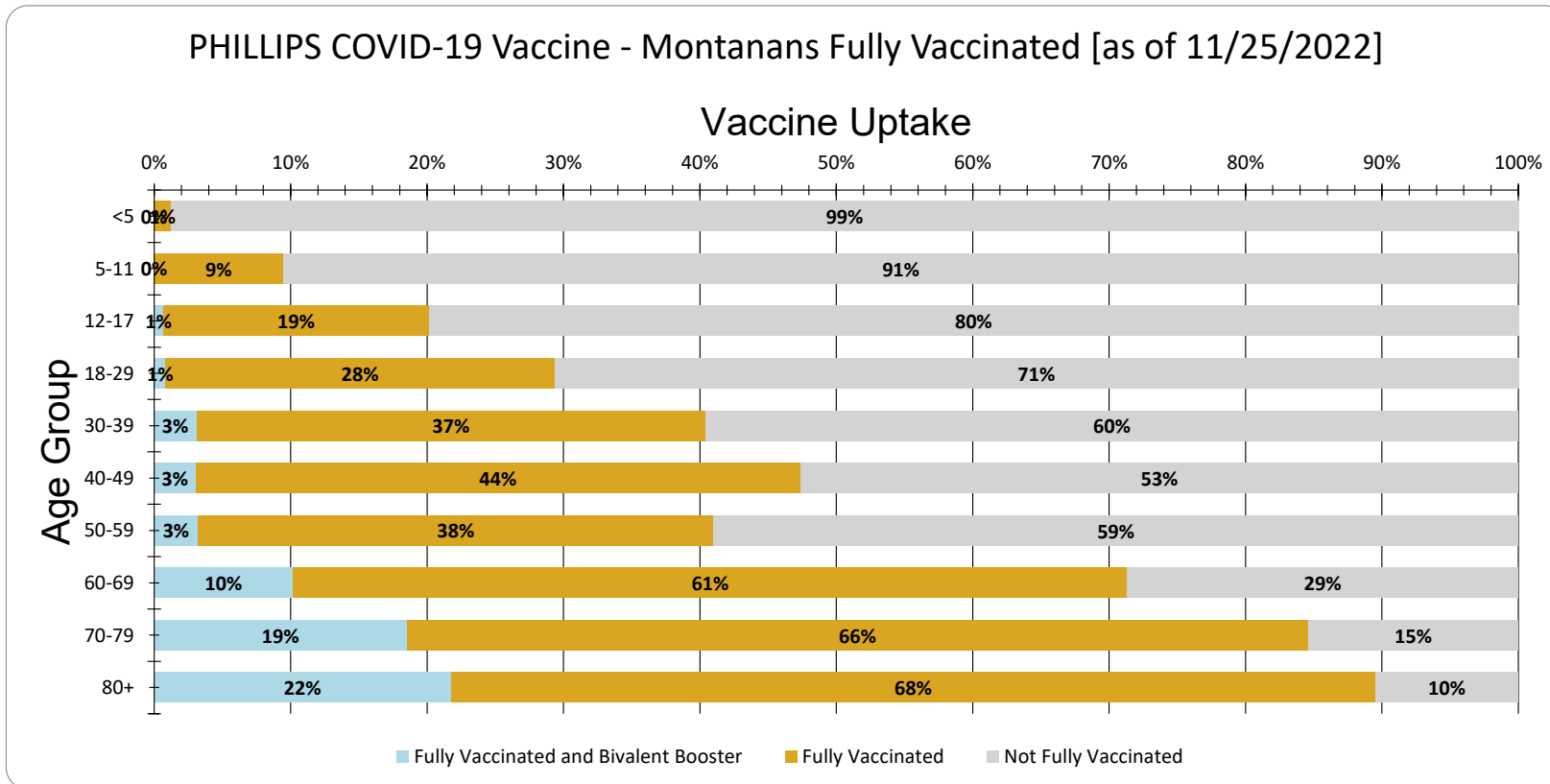
PETROLEUM Vaccine Uptake for Montanans by Age Group as of 11/25/2022

Age Group	Fully Vaccinated and Bivalent Booster	Fully Vaccinated	Not Fully Vaccinated
<5	0%	6%	94%
5-11	0%	6%	94%
12-17	0%	8%	92%
18-29	0%	16%	84%
30-39	6%	27%	67%
40-49	6%	17%	78%
50-59	3%	17%	79%
60-69	6%	34%	60%
70-79	17%	35%	48%
80+	18%	43%	39%
Total	6%	24%	70%



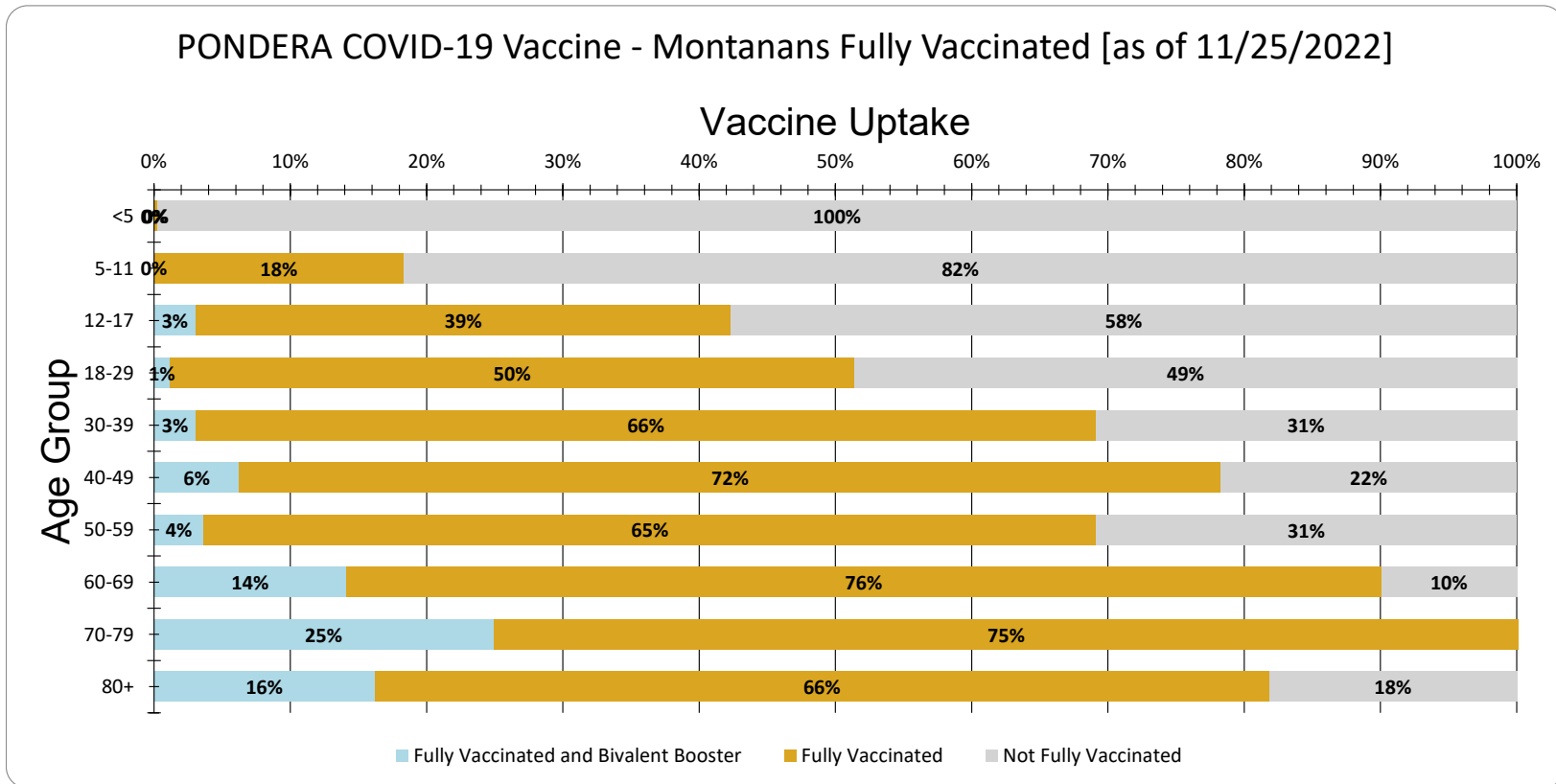
PHILLIPS Vaccine Uptake for Montanans by Age Group as of 11/25/2022

Age Group	Fully Vaccinated and Bivalent Booster	Fully Vaccinated	Not Fully Vaccinated
<5	0%	1%	99%
5-11	0%	9%	91%
12-17	1%	19%	80%
18-29	1%	28%	71%
30-39	3%	37%	60%
40-49	3%	44%	53%
50-59	3%	38%	59%
60-69	10%	61%	29%
70-79	19%	66%	15%
80+	22%	68%	10%
Total	6%	39%	55%



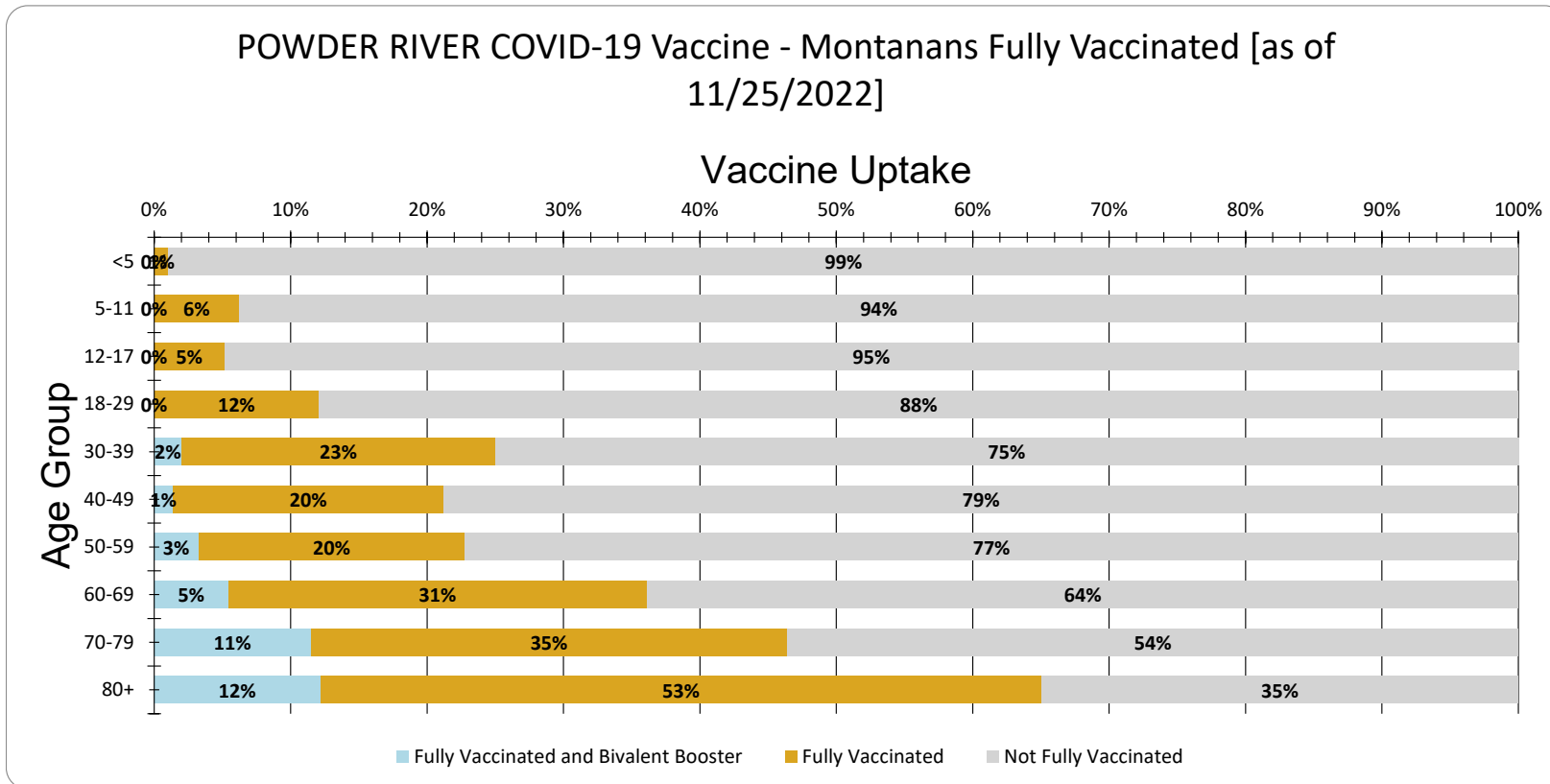
PONDERA Vaccine Uptake for Montanans by Age Group as of 11/25/2022

Age Group	Fully Vaccinated and Bivalent Booster	Fully Vaccinated	Not Fully Vaccinated
<5	0%	0%	100%
5-11	0%	18%	82%
12-17	3%	39%	58%
18-29	1%	50%	49%
30-39	3%	66%	31%
40-49	6%	72%	22%
50-59	4%	65%	31%
60-69	14%	76%	10%
70-79	25%	75%	0%
80+	16%	66%	18%
Total	7%	56%	37%



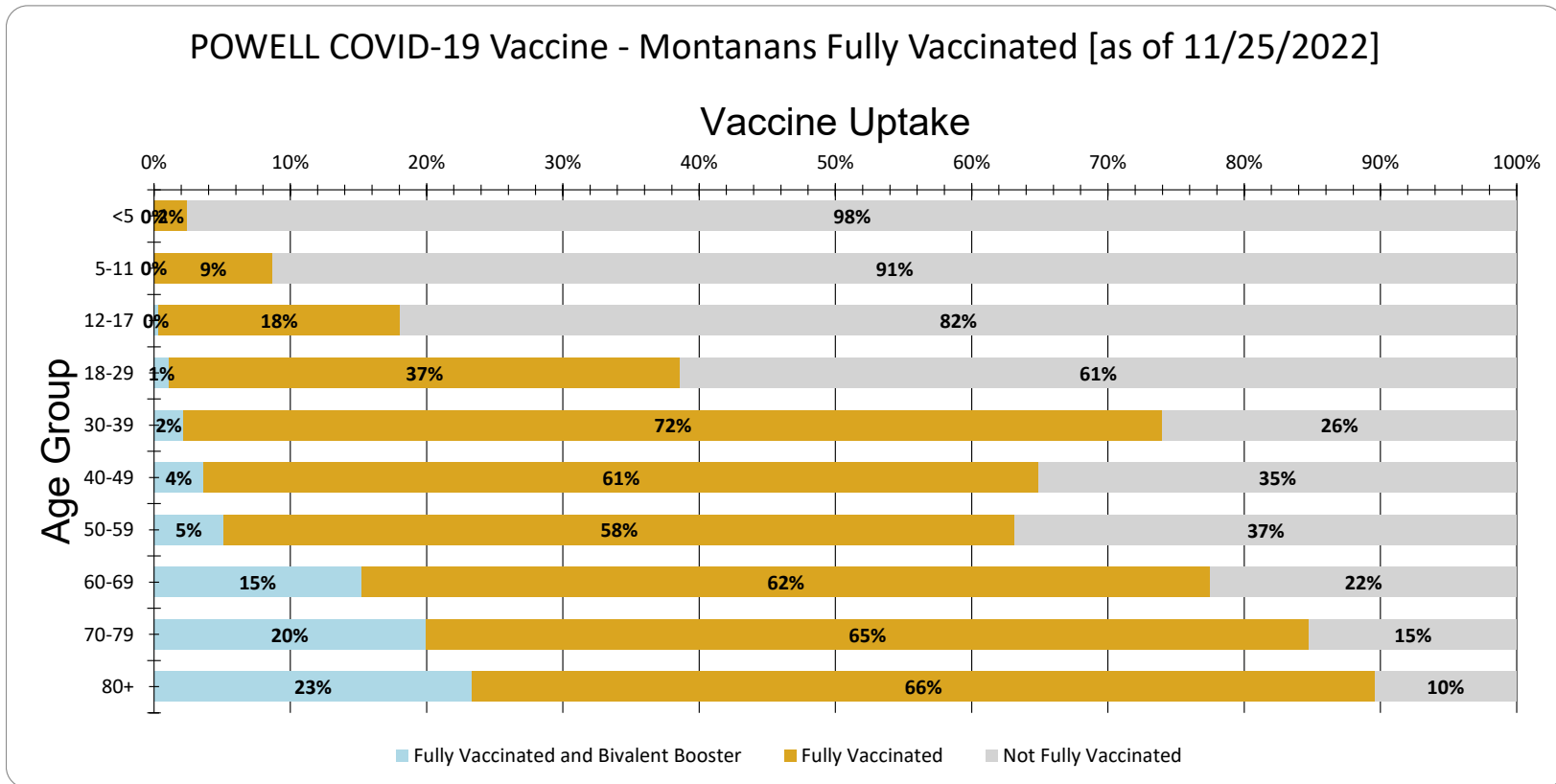
POWDER RIVER Vaccine Uptake for Montanans by Age Group as of 11/25/2022

Age Group	Fully Vaccinated and Bivalent Booster	Fully Vaccinated	Not Fully Vaccinated
<5	0%	1%	99%
5-11	0%	6%	94%
12-17	0%	5%	95%
18-29	0%	12%	88%
30-39	2%	23%	75%
40-49	1%	20%	79%
50-59	3%	20%	77%
60-69	5%	31%	64%
70-79	11%	35%	54%
80+	12%	53%	35%
Total	4%	23%	73%



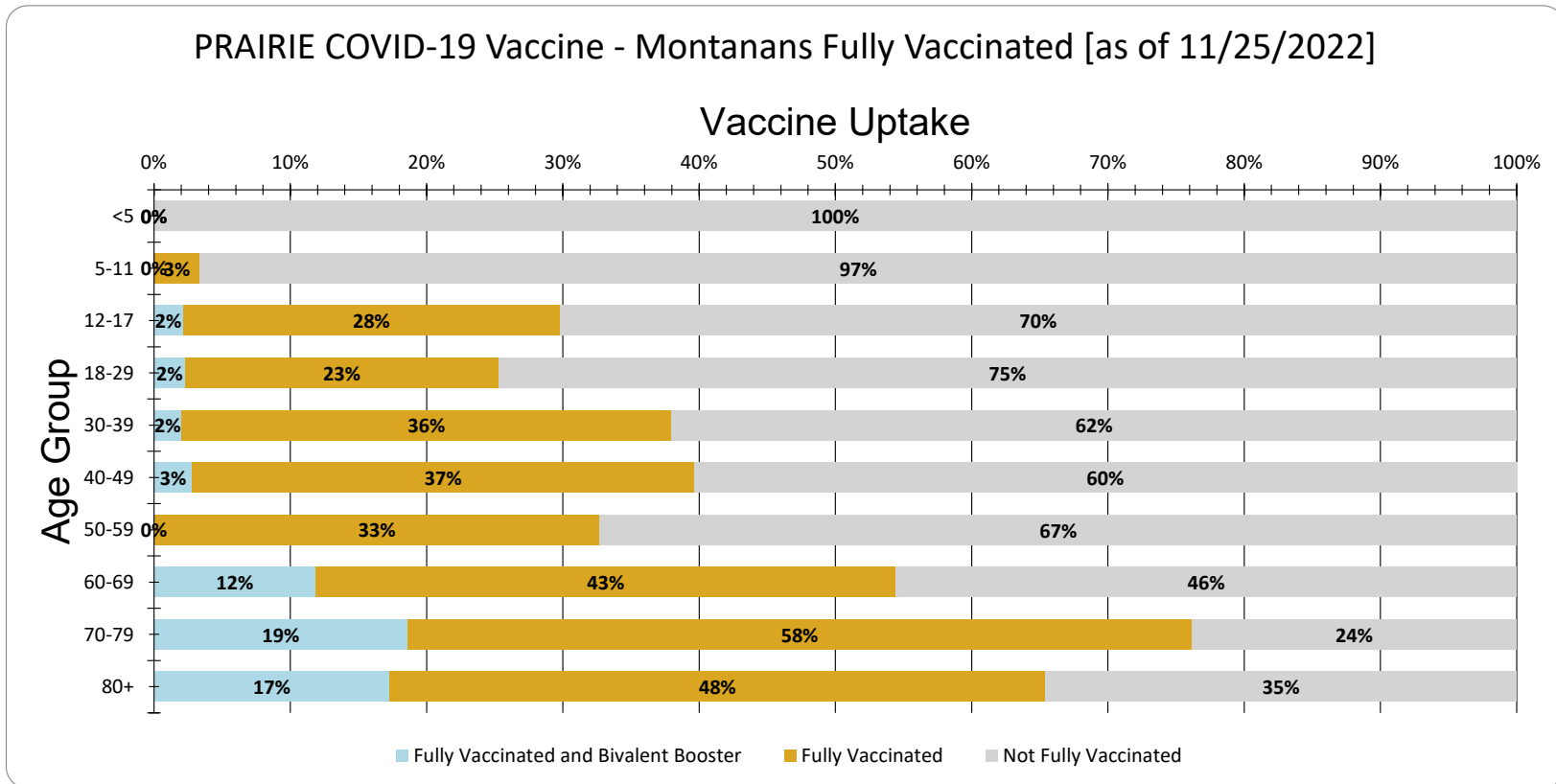
POWELL Vaccine Uptake for Montanans by Age Group as of 11/25/2022

Age Group	Fully Vaccinated and Bivalent Booster	Fully Vaccinated	Not Fully Vaccinated
<5	0%	2%	98%
5-11	0%	9%	91%
12-17	0%	18%	82%
18-29	1%	37%	61%
30-39	2%	72%	26%
40-49	4%	61%	35%
50-59	5%	58%	37%
60-69	15%	62%	22%
70-79	20%	65%	15%
80+	23%	66%	10%
Total	7%	52%	41%



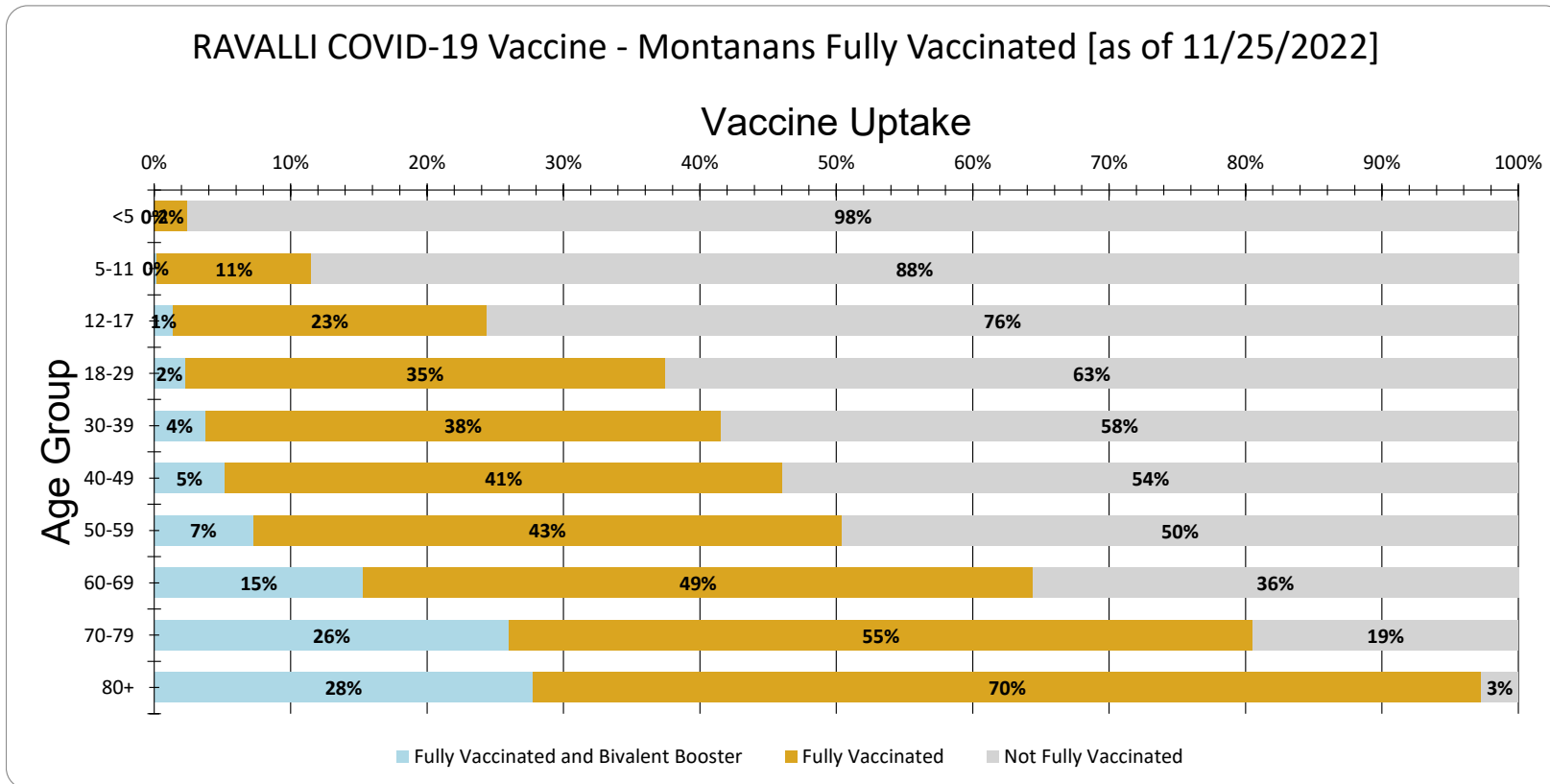
PRAIRIE Vaccine Uptake for Montanans by Age Group as of 11/25/2022

Age Group	Fully Vaccinated and Bivalent Booster	Fully Vaccinated	Not Fully Vaccinated
<5	0%	0%	100%
5-11	0%	3%	97%
12-17	2%	28%	70%
18-29	2%	23%	75%
30-39	2%	36%	62%
40-49	3%	37%	60%
50-59	0%	33%	67%
60-69	12%	43%	46%
70-79	19%	58%	24%
80+	17%	48%	35%
Total	7%	35%	58%



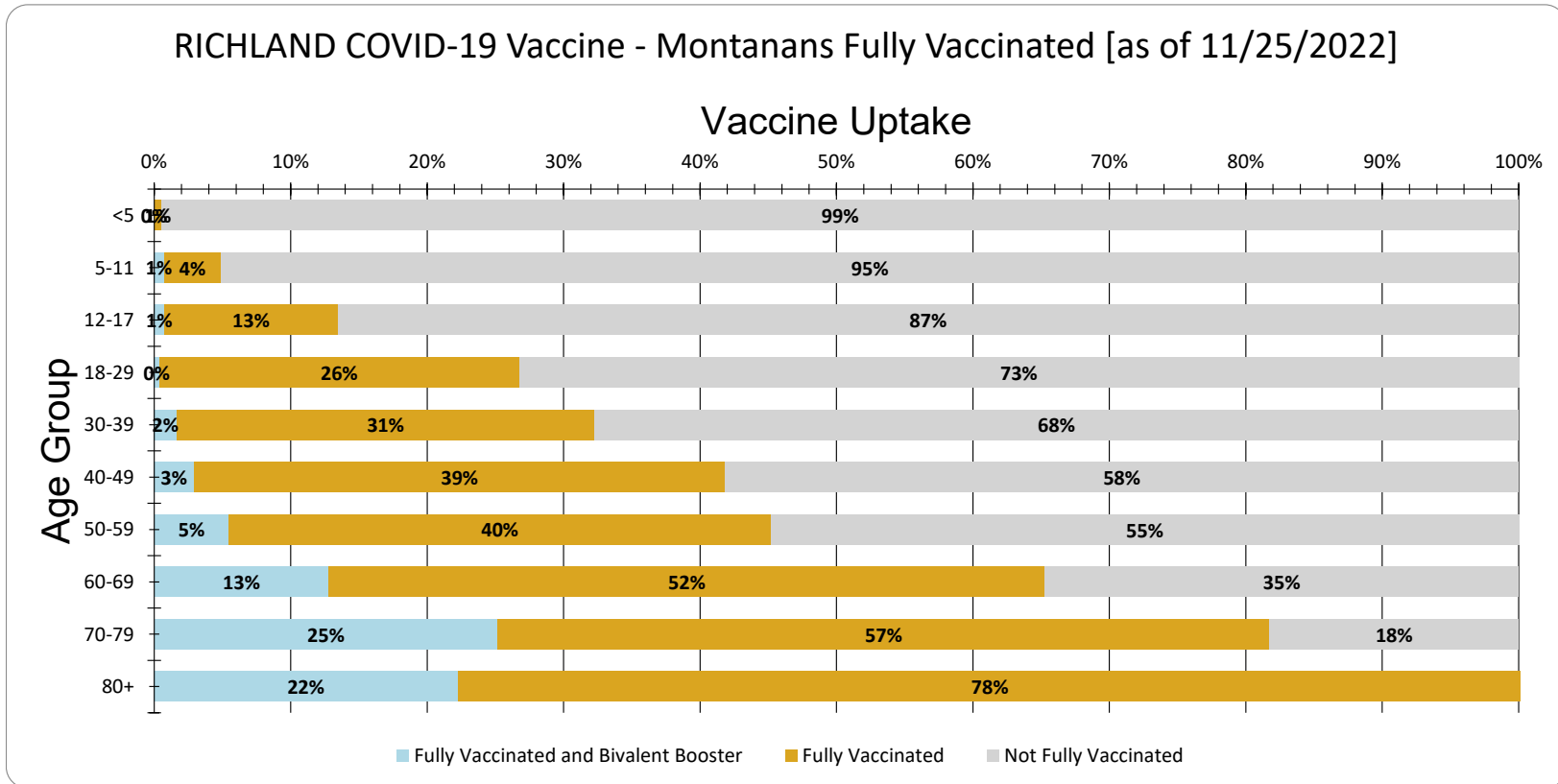
RAVALLI Vaccine Uptake for Montanans by Age Group as of 11/25/2022

Age Group	Fully Vaccinated and Bivalent Booster	Fully Vaccinated	Not Fully Vaccinated
<5	0%	2%	98%
5-11	0%	11%	88%
12-17	1%	23%	76%
18-29	2%	35%	63%
30-39	4%	38%	58%
40-49	5%	41%	54%
50-59	7%	43%	50%
60-69	15%	49%	36%
70-79	26%	55%	19%
80+	28%	70%	3%
Total	10%	40%	50%



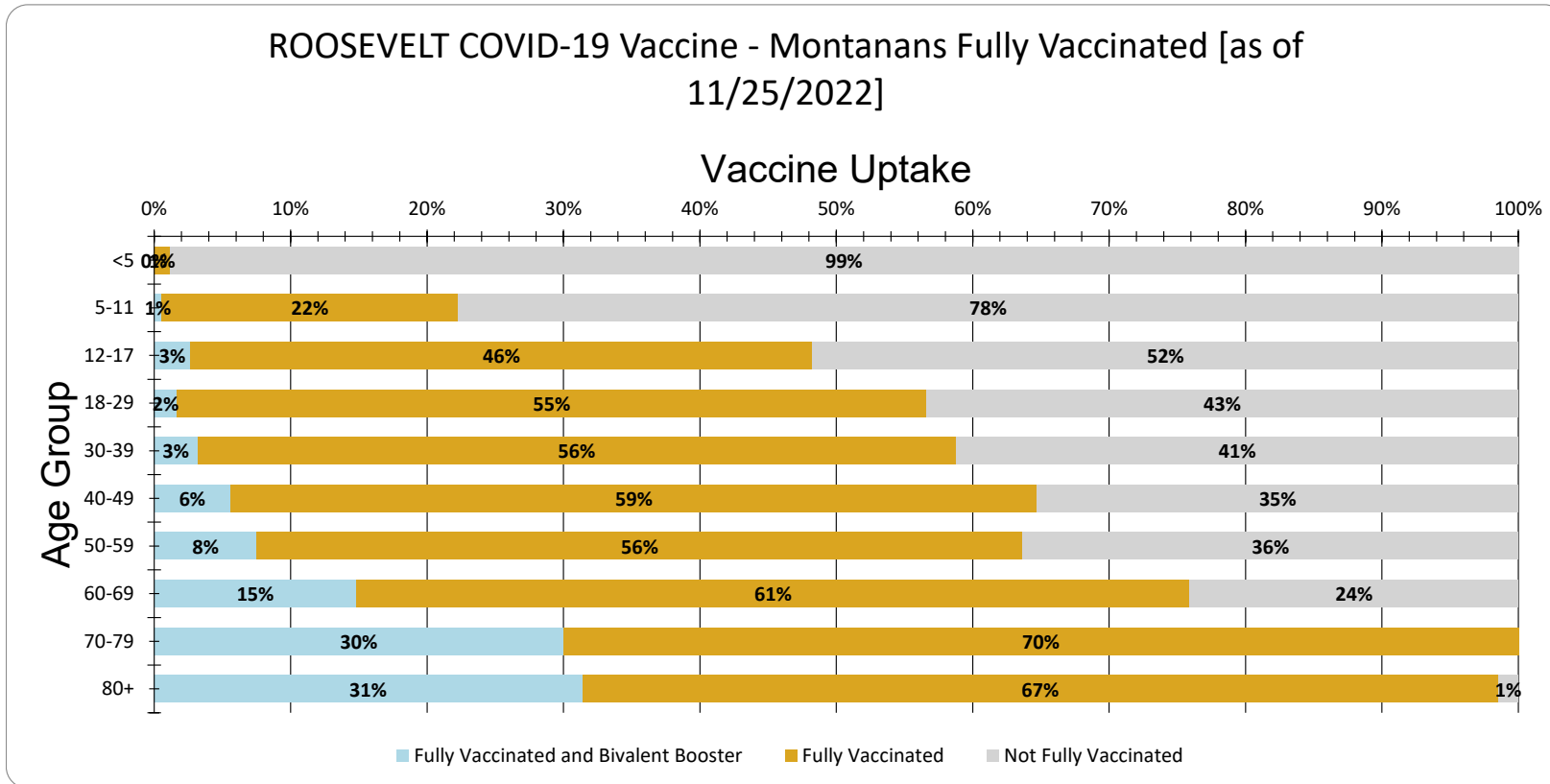
RICHLAND Vaccine Uptake for Montanans by Age Group as of 11/25/2022

Age Group	Fully Vaccinated and Bivalent Booster	Fully Vaccinated	Not Fully Vaccinated
<5	0%	1%	99%
5-11	1%	4%	95%
12-17	1%	13%	87%
18-29	0%	26%	73%
30-39	2%	31%	68%
40-49	3%	39%	58%
50-59	5%	40%	55%
60-69	13%	52%	35%
70-79	25%	57%	18%
80+	22%	78%	0%
Total	5%	32%	62%



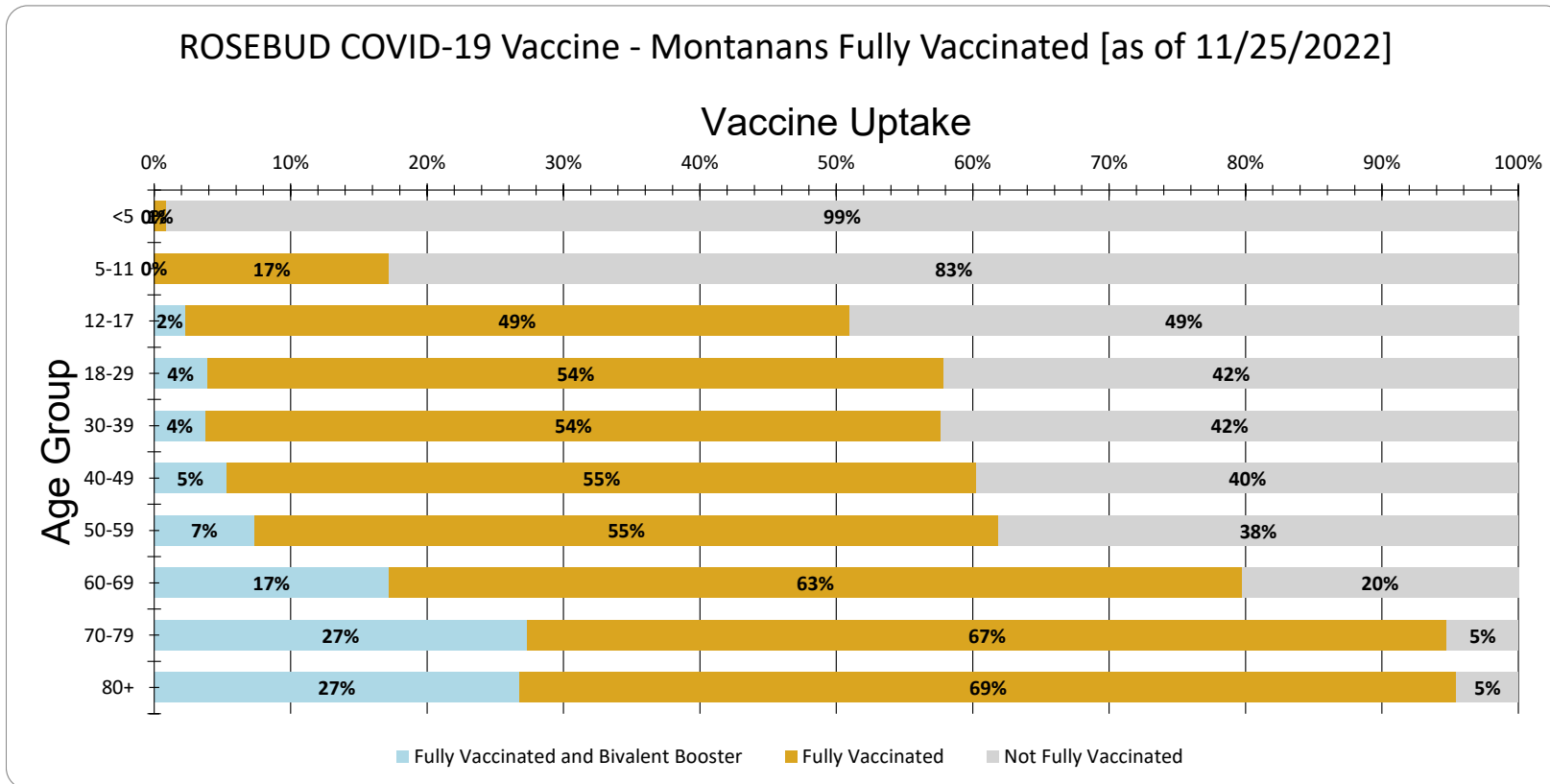
ROOSEVELT Vaccine Uptake for Montanans by Age Group as of 11/25/2022

Age Group	Fully Vaccinated and Bivalent Booster	Fully Vaccinated	Not Fully Vaccinated
<5	0%	1%	99%
5-11	1%	22%	78%
12-17	3%	46%	52%
18-29	2%	55%	43%
30-39	3%	56%	41%
40-49	6%	59%	35%
50-59	8%	56%	36%
60-69	15%	61%	24%
70-79	30%	70%	0%
80+	31%	67%	1%
Total	6%	47%	47%



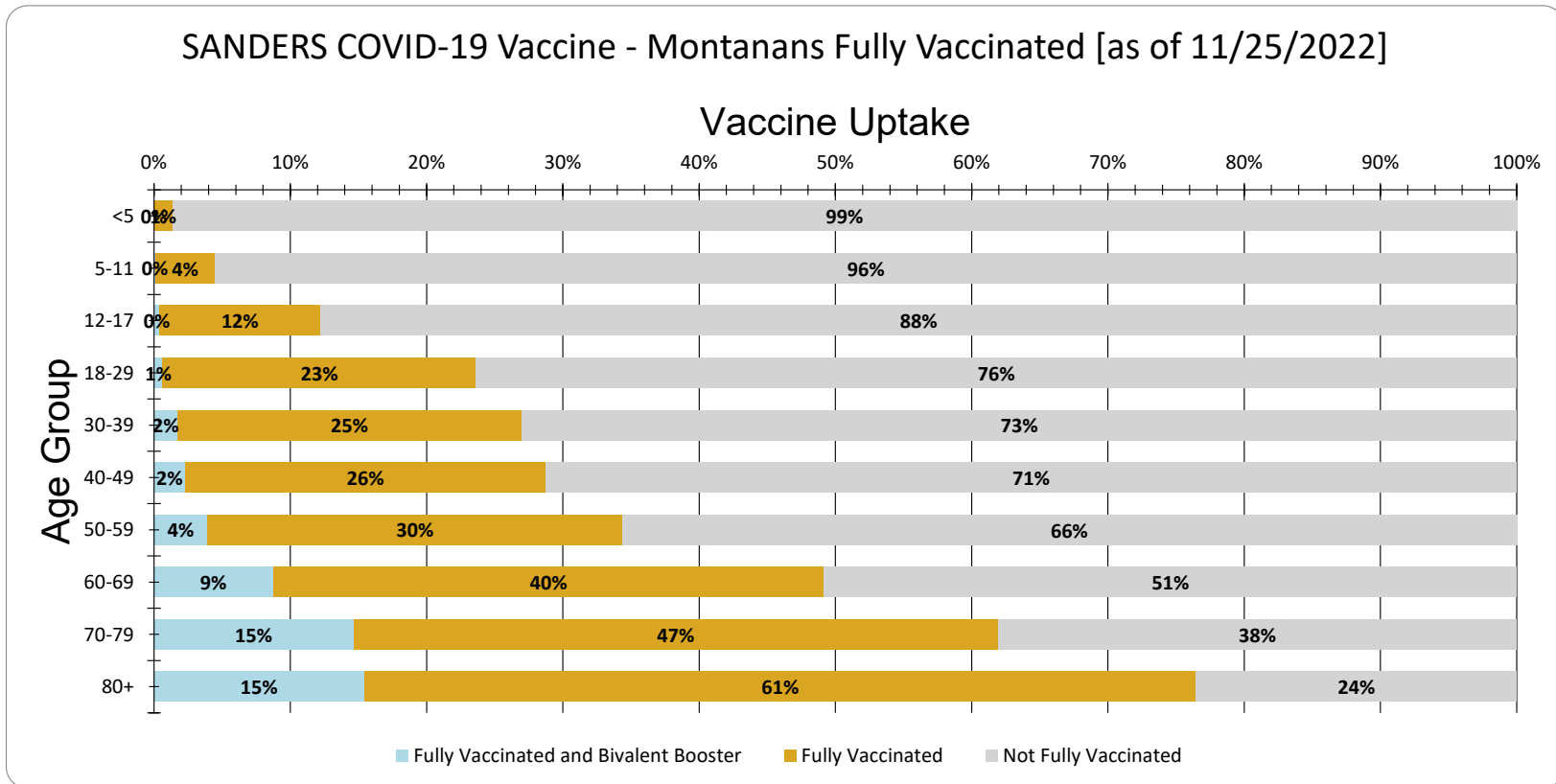
ROSEBUD Vaccine Uptake for Montanans by Age Group as of 11/25/2022

Age Group	Fully Vaccinated and Bivalent Booster	Fully Vaccinated	Not Fully Vaccinated
<5	0%	1%	99%
5-11	0%	17%	83%
12-17	2%	49%	49%
18-29	4%	54%	42%
30-39	4%	54%	42%
40-49	5%	55%	40%
50-59	7%	55%	38%
60-69	17%	63%	20%
70-79	27%	67%	5%
80+	27%	69%	5%
Total	8%	48%	44%



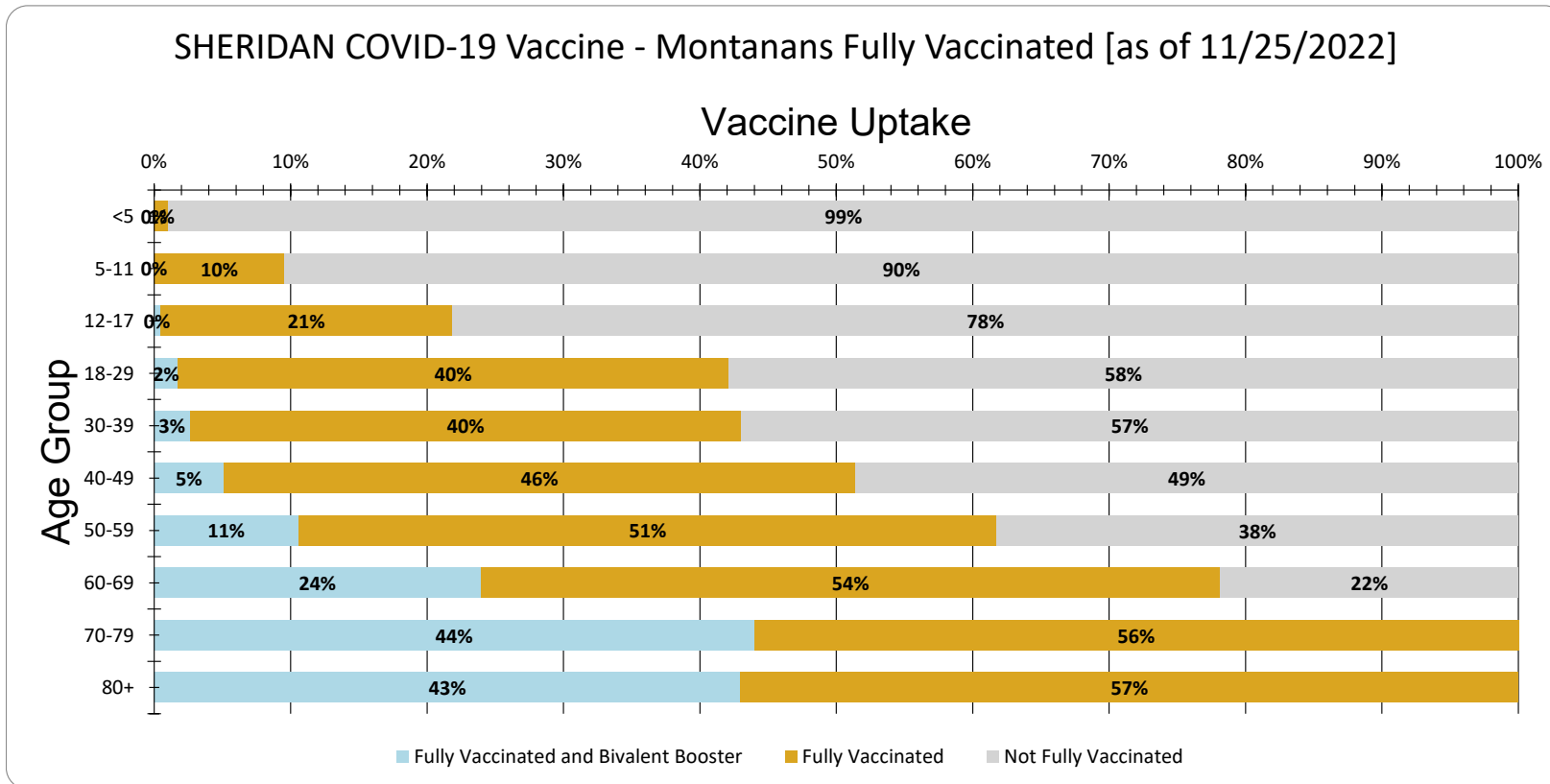
SANDERS Vaccine Uptake for Montanans by Age Group as of 11/25/2022

Age Group	Fully Vaccinated and Bivalent Booster	Fully Vaccinated	Not Fully Vaccinated
<5	0%	1%	99%
5-11	0%	4%	96%
12-17	0%	12%	88%
18-29	1%	23%	76%
30-39	2%	25%	73%
40-49	2%	26%	71%
50-59	4%	30%	66%
60-69	9%	40%	51%
70-79	15%	47%	38%
80+	15%	61%	24%
Total	6%	31%	63%



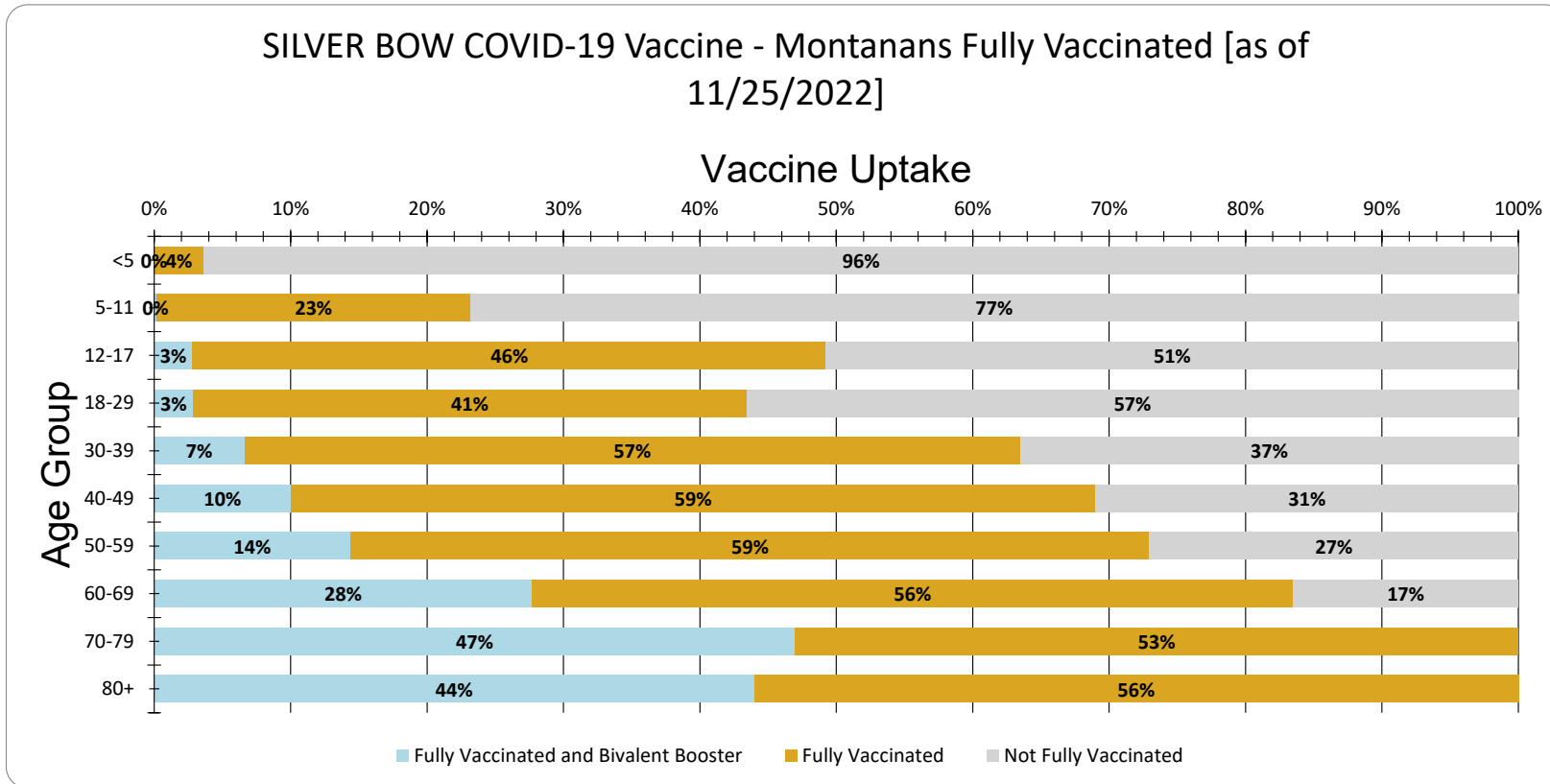
SHERIDAN Vaccine Uptake for Montanans by Age Group as of 11/25/2022

Age Group	Fully Vaccinated and Bivalent Booster	Fully Vaccinated	Not Fully Vaccinated
<5	0%	1%	99%
5-11	0%	10%	90%
12-17	0%	21%	78%
18-29	2%	40%	58%
30-39	3%	40%	57%
40-49	5%	46%	49%
50-59	11%	51%	38%
60-69	24%	54%	22%
70-79	44%	56%	0%
80+	43%	57%	0%
Total	14%	43%	44%



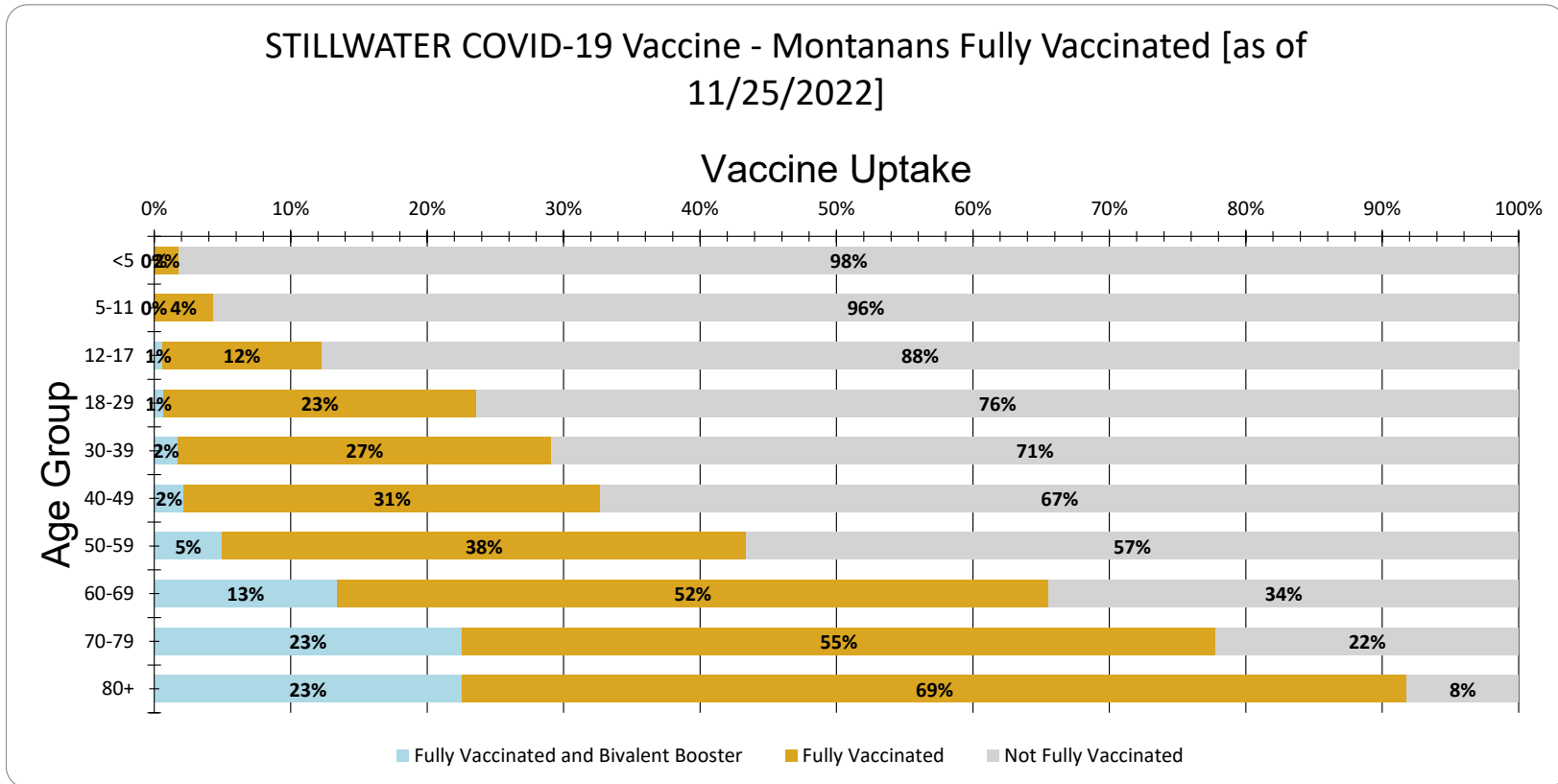
SILVER BOW Vaccine Uptake for Montanans by Age Group as of 11/25/2022

Age Group	Fully Vaccinated and Bivalent Booster	Fully Vaccinated	Not Fully Vaccinated
<5	0%	4%	96%
5-11	0%	23%	77%
12-17	3%	46%	51%
18-29	3%	41%	57%
30-39	7%	57%	37%
40-49	10%	59%	31%
50-59	14%	59%	27%
60-69	28%	56%	17%
70-79	47%	53%	0%
80+	44%	56%	0%
Total	14%	48%	38%



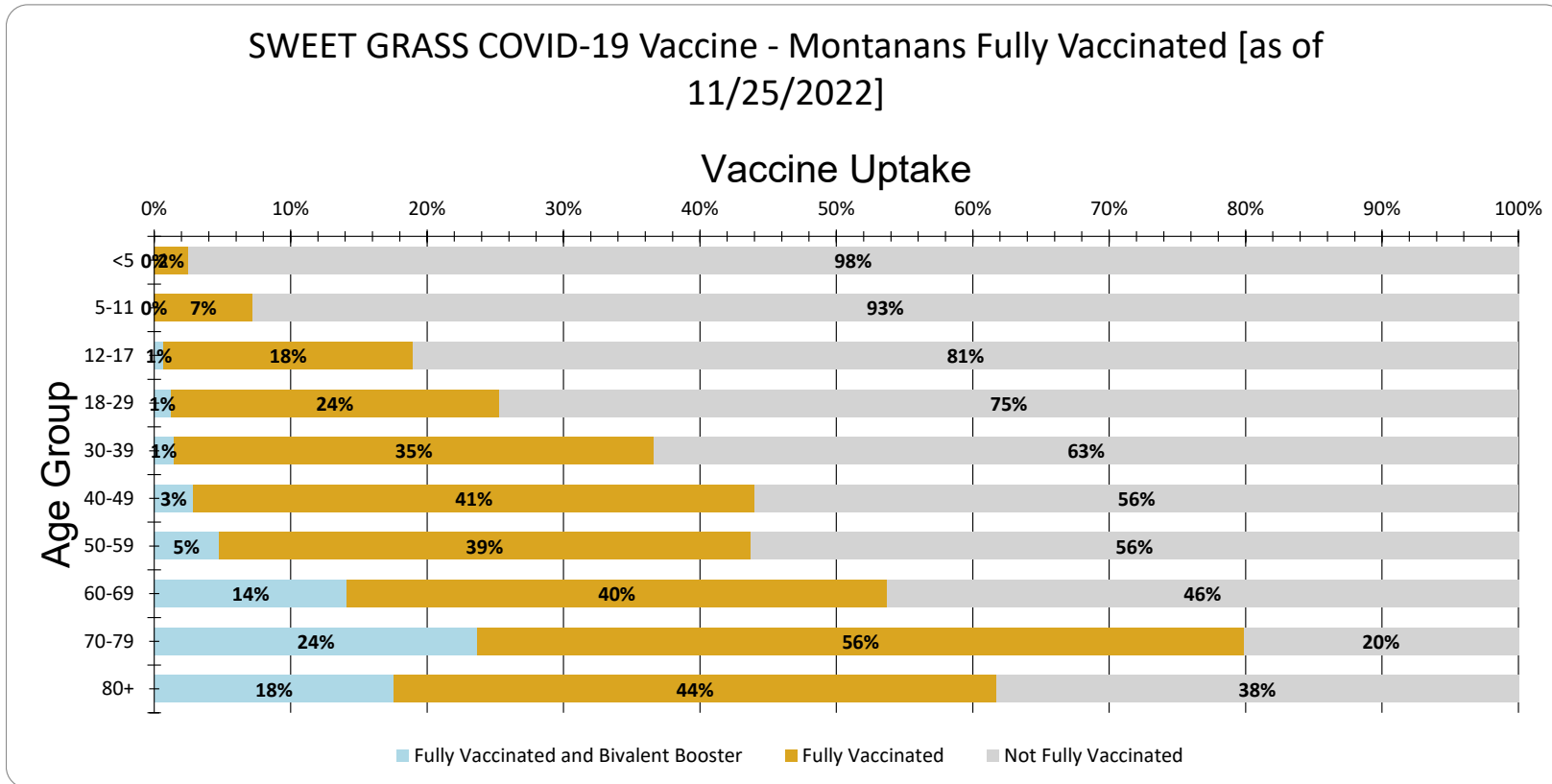
STILLWATER Vaccine Uptake for Montanans by Age Group as of 11/25/2022

Age Group	Fully Vaccinated and Bivalent Booster	Fully Vaccinated	Not Fully Vaccinated
<5	0%	2%	98%
5-11	0%	4%	96%
12-17	1%	12%	88%
18-29	1%	23%	76%
30-39	2%	27%	71%
40-49	2%	31%	67%
50-59	5%	38%	57%
60-69	13%	52%	34%
70-79	23%	55%	22%
80+	23%	69%	8%
Total	7%	34%	59%



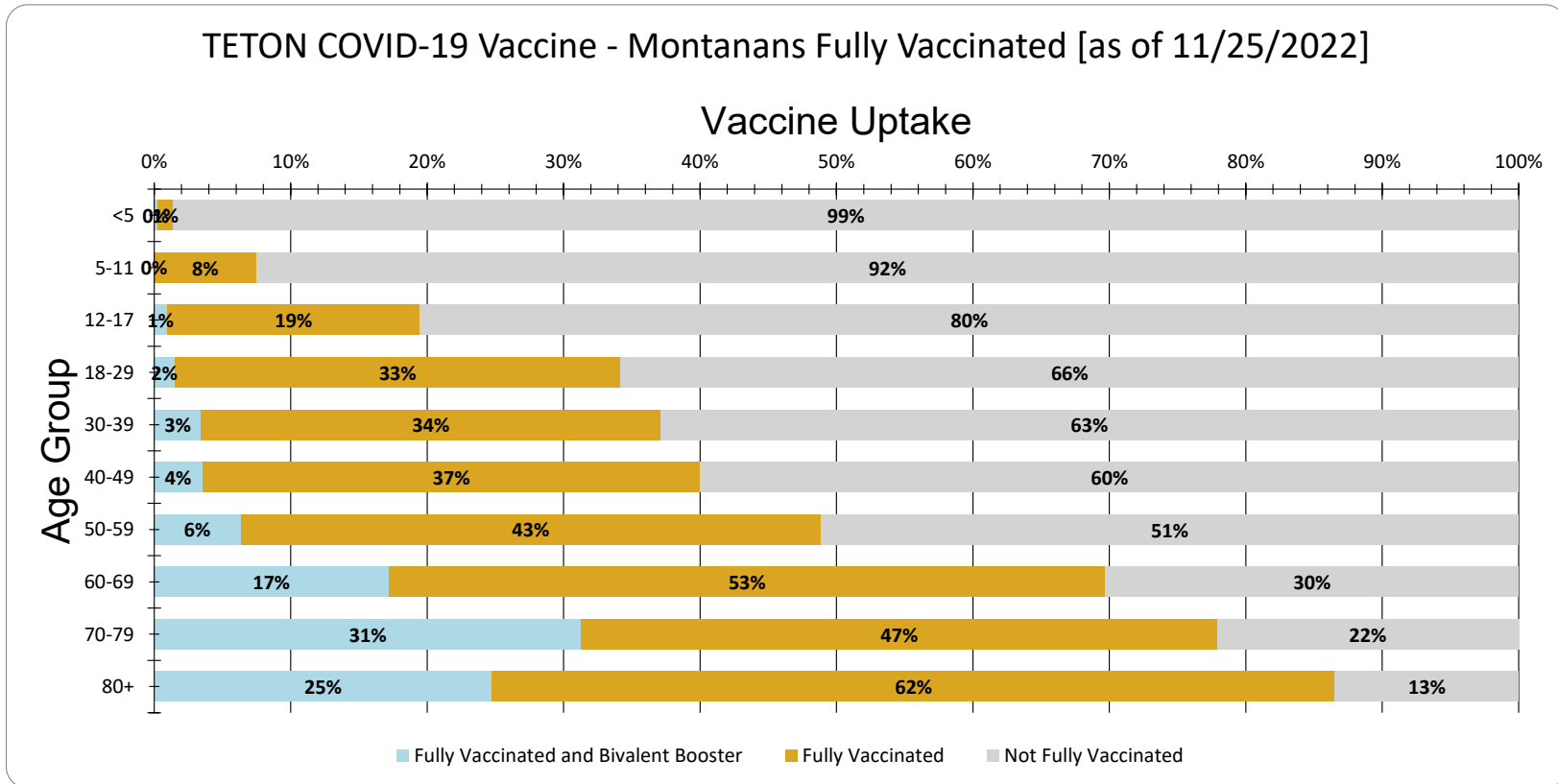
SWEET GRASS Vaccine Uptake for Montanans by Age Group as of 11/25/2022

Age Group	Fully Vaccinated and Bivalent Booster	Fully Vaccinated	Not Fully Vaccinated
<5	0%	2%	98%
5-11	0%	7%	93%
12-17	1%	18%	81%
18-29	1%	24%	75%
30-39	1%	35%	63%
40-49	3%	41%	56%
50-59	5%	39%	56%
60-69	14%	40%	46%
70-79	24%	56%	20%
80+	18%	44%	38%
Total	8%	34%	58%



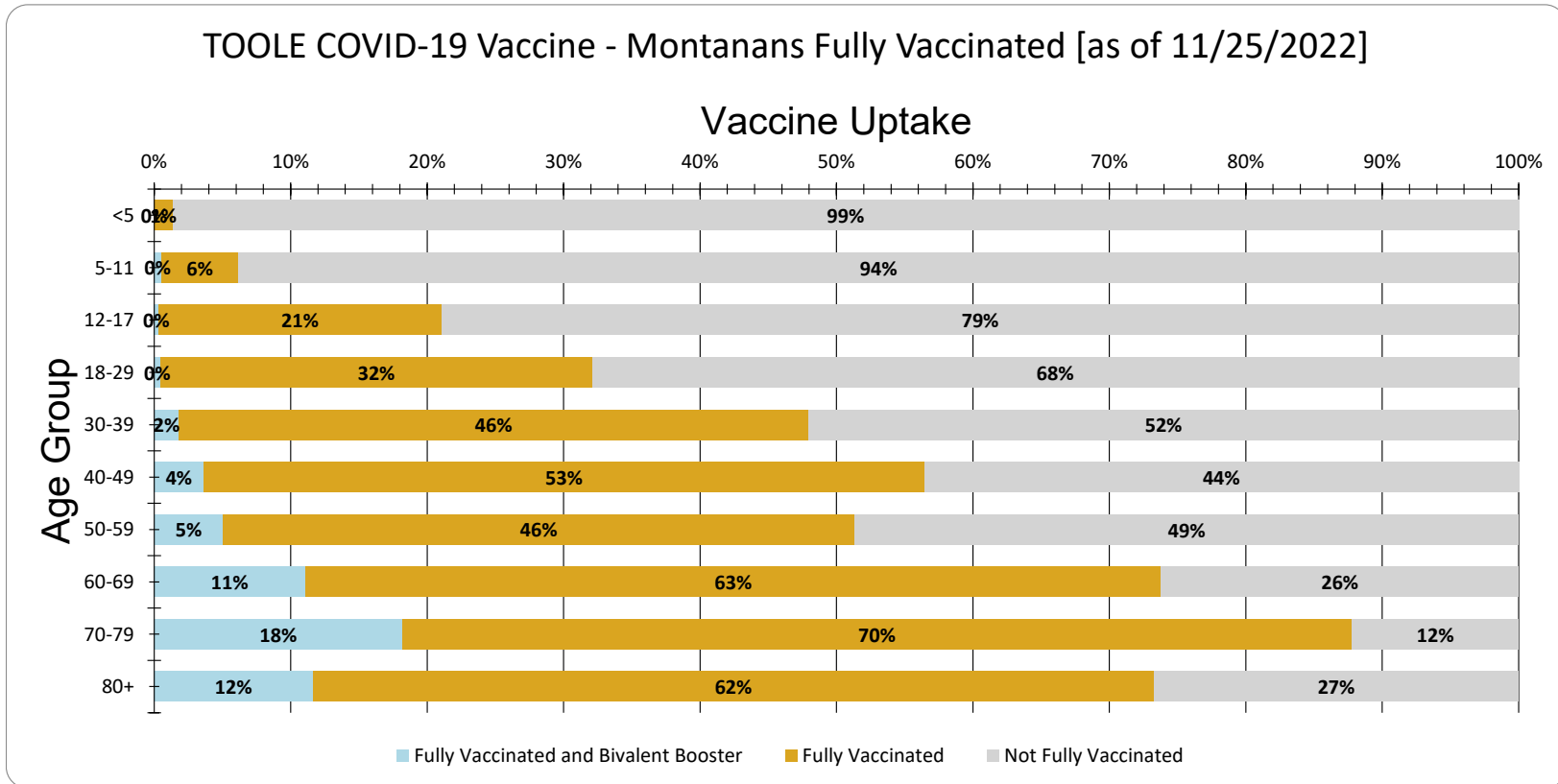
TETON Vaccine Uptake for Montanans by Age Group as of 11/25/2022

Age Group	Fully Vaccinated and Bivalent Booster	Fully Vaccinated	Not Fully Vaccinated
<5	0%	1%	99%
5-11	0%	8%	92%
12-17	1%	19%	80%
18-29	2%	33%	66%
30-39	3%	34%	63%
40-49	4%	37%	60%
50-59	6%	43%	51%
60-69	17%	53%	30%
70-79	31%	47%	22%
80+	25%	62%	13%
Total	9%	35%	57%



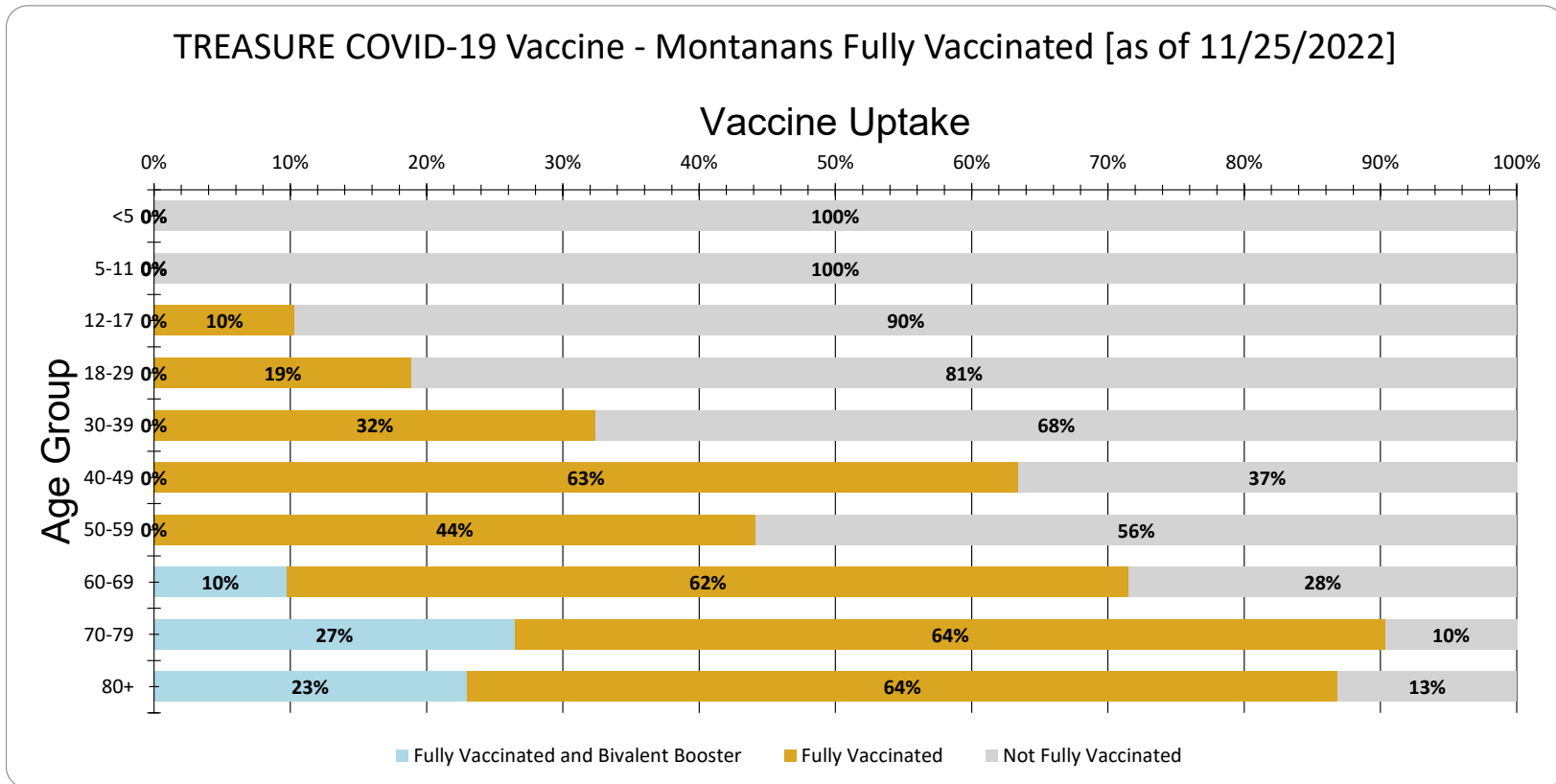
TOOLE Vaccine Uptake for Montanans by Age Group as of 11/25/2022

Age Group	Fully Vaccinated and Bivalent Booster	Fully Vaccinated	Not Fully Vaccinated
<5	0%	1%	99%
5-11	0%	6%	94%
12-17	0%	21%	79%
18-29	0%	32%	68%
30-39	2%	46%	52%
40-49	4%	53%	44%
50-59	5%	46%	49%
60-69	11%	63%	26%
70-79	18%	70%	12%
80+	12%	62%	27%
Total	5%	42%	53%



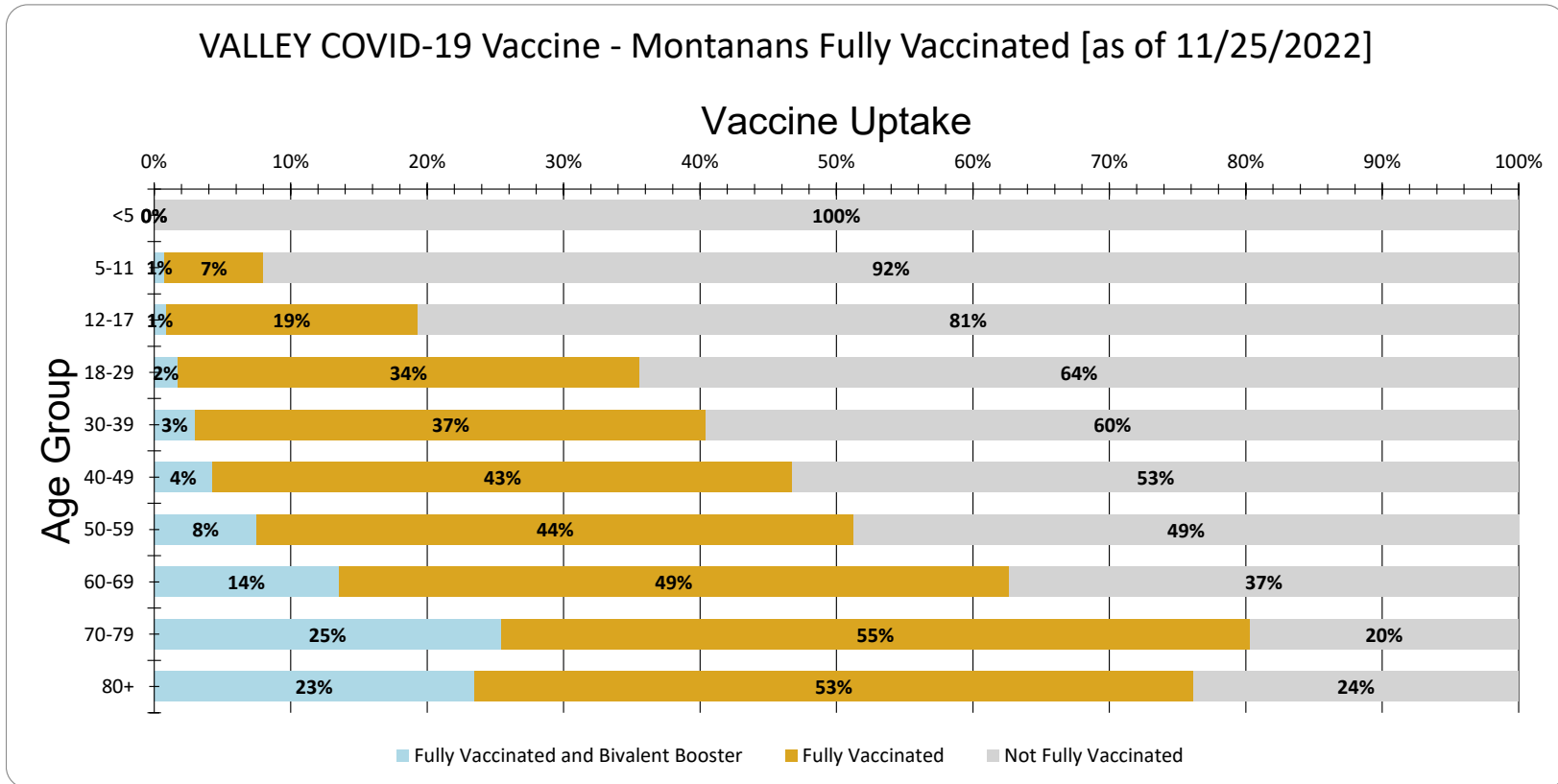
TREASURE Vaccine Uptake for Montanans by Age Group as of 11/25/2022

Age Group	Fully Vaccinated and Bivalent Booster	Fully Vaccinated	Not Fully Vaccinated
<5	0%	0%	100%
5-11	0%	0%	100%
12-17	0%	10%	90%
18-29	0%	19%	81%
30-39	0%	32%	68%
40-49	0%	63%	37%
50-59	0%	44%	56%
60-69	10%	62%	28%
70-79	27%	64%	10%
80+	23%	64%	13%
Total	7%	39%	54%



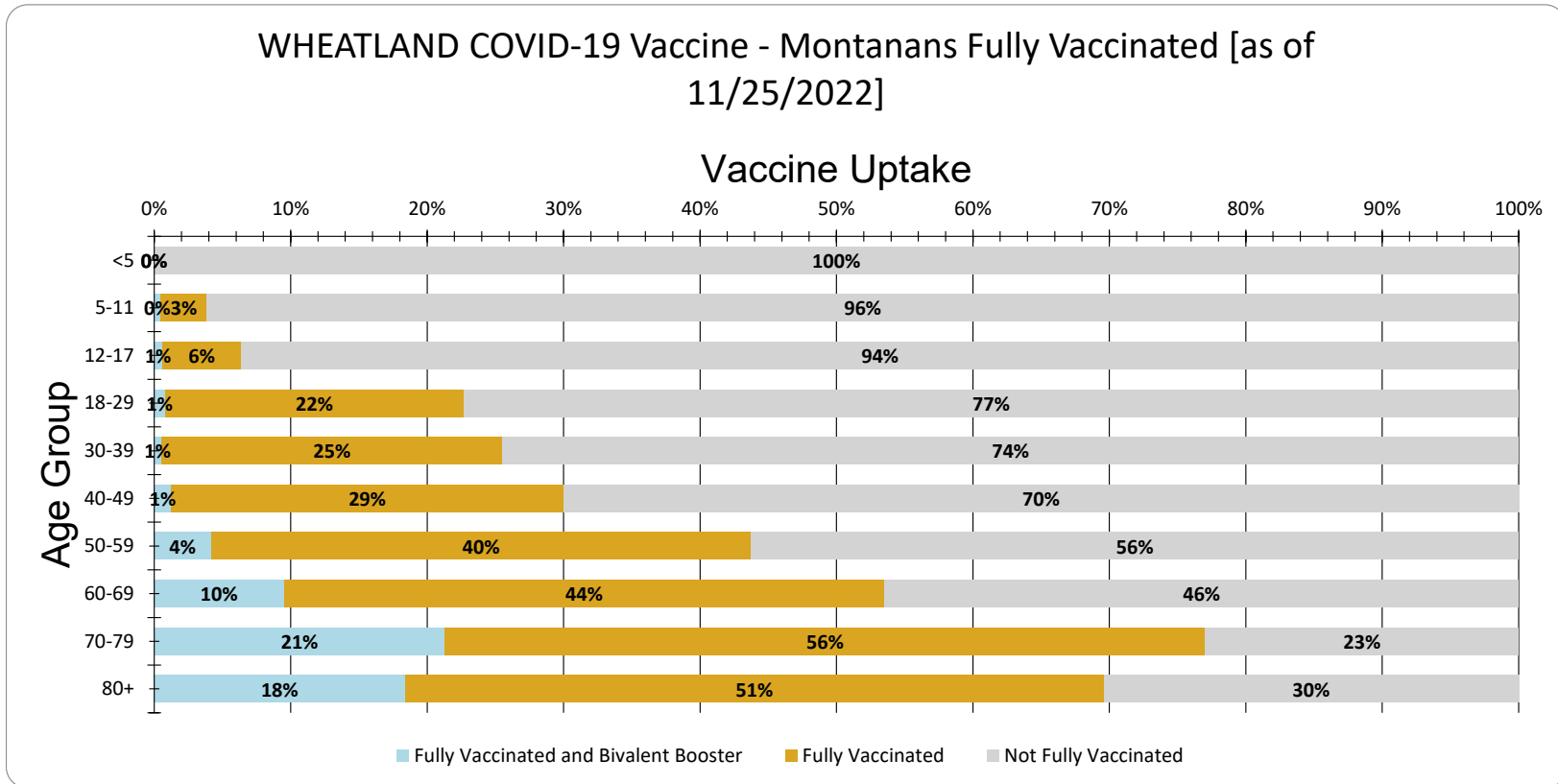
VALLEY Vaccine Uptake for Montanans by Age Group as of 11/25/2022

Age Group	Fully Vaccinated and Bivalent Booster	Fully Vaccinated	Not Fully Vaccinated
<5	0%	0%	100%
5-11	1%	7%	92%
12-17	1%	19%	81%
18-29	2%	34%	64%
30-39	3%	37%	60%
40-49	4%	43%	53%
50-59	8%	44%	49%
60-69	14%	49%	37%
70-79	25%	55%	20%
80+	23%	53%	24%
Total	8%	36%	55%



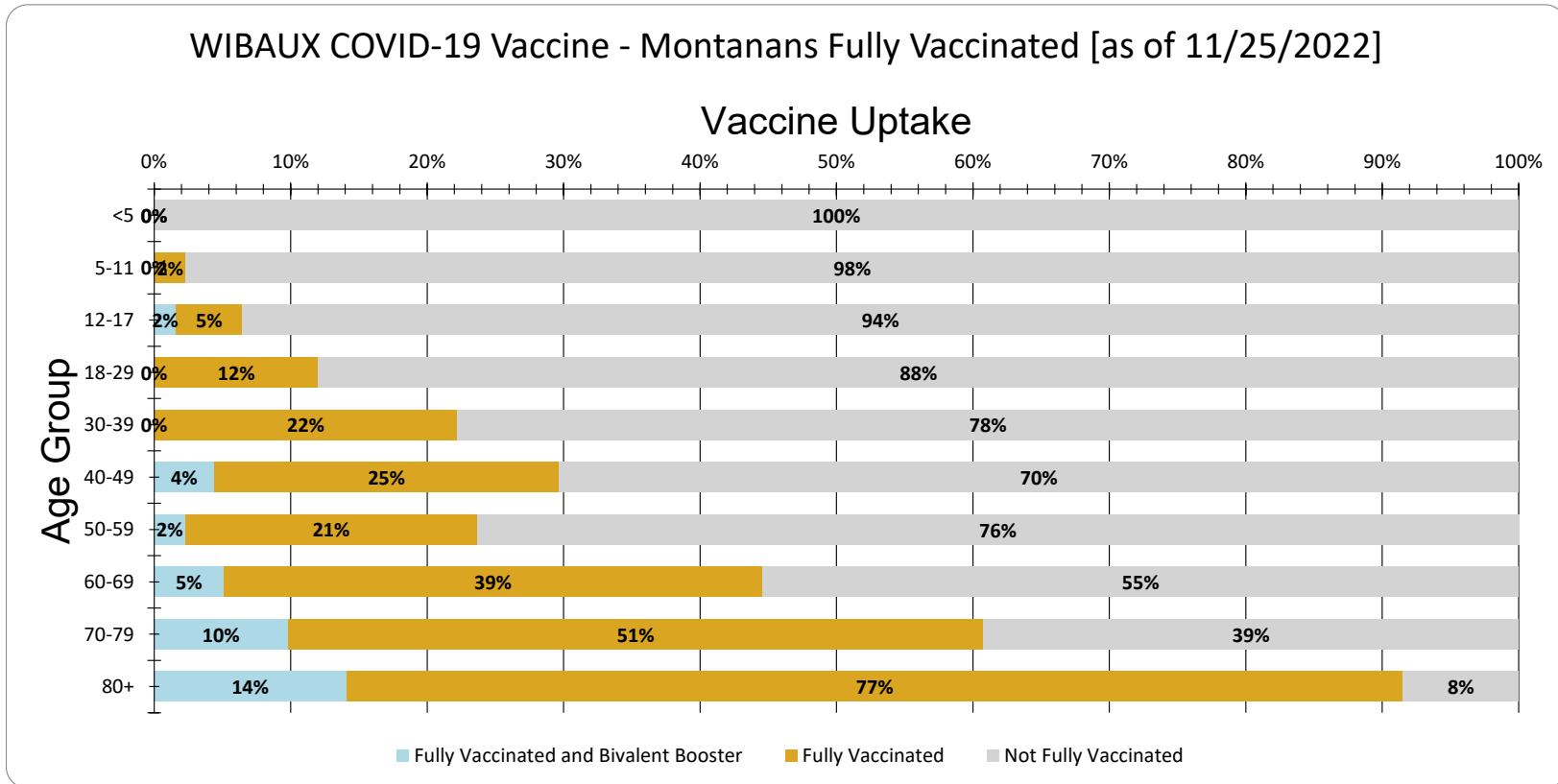
WHEATLAND Vaccine Uptake for Montanans by Age Group as of 11/25/2022

Age Group	Fully Vaccinated and Bivalent Booster	Fully Vaccinated	Not Fully Vaccinated
<5	0%	0%	100%
5-11	0%	3%	96%
12-17	1%	6%	94%
18-29	1%	22%	77%
30-39	1%	25%	74%
40-49	1%	29%	70%
50-59	4%	40%	56%
60-69	10%	44%	46%
70-79	21%	56%	23%
80+	18%	51%	30%
Total	6%	30%	64%



WIBAUX Vaccine Uptake for Montanans by Age Group as of 11/25/2022

Age Group	Fully Vaccinated and Bivalent Booster	Fully Vaccinated	Not Fully Vaccinated
<5	0%	0%	100%
5-11	0%	2%	98%
12-17	2%	5%	94%
18-29	0%	12%	88%
30-39	0%	22%	78%
40-49	4%	25%	70%
50-59	2%	21%	76%
60-69	5%	39%	55%
70-79	10%	51%	39%
80+	14%	77%	8%
Total	4%	27%	69%



YELLOWSTONE Vaccine Uptake for Montanans by Age Group as of 11/25/2022

Age Group	Fully Vaccinated and Bivalent Booster	Fully Vaccinated	Not Fully Vaccinated
<5	0%	3%	97%
5-11	0%	14%	86%
12-17	2%	31%	67%
18-29	2%	39%	59%
30-39	4%	44%	52%
40-49	5%	51%	44%
50-59	8%	50%	42%
60-69	21%	54%	25%
70-79	34%	55%	10%
80+	34%	64%	2%
Total	9%	42%	49%

