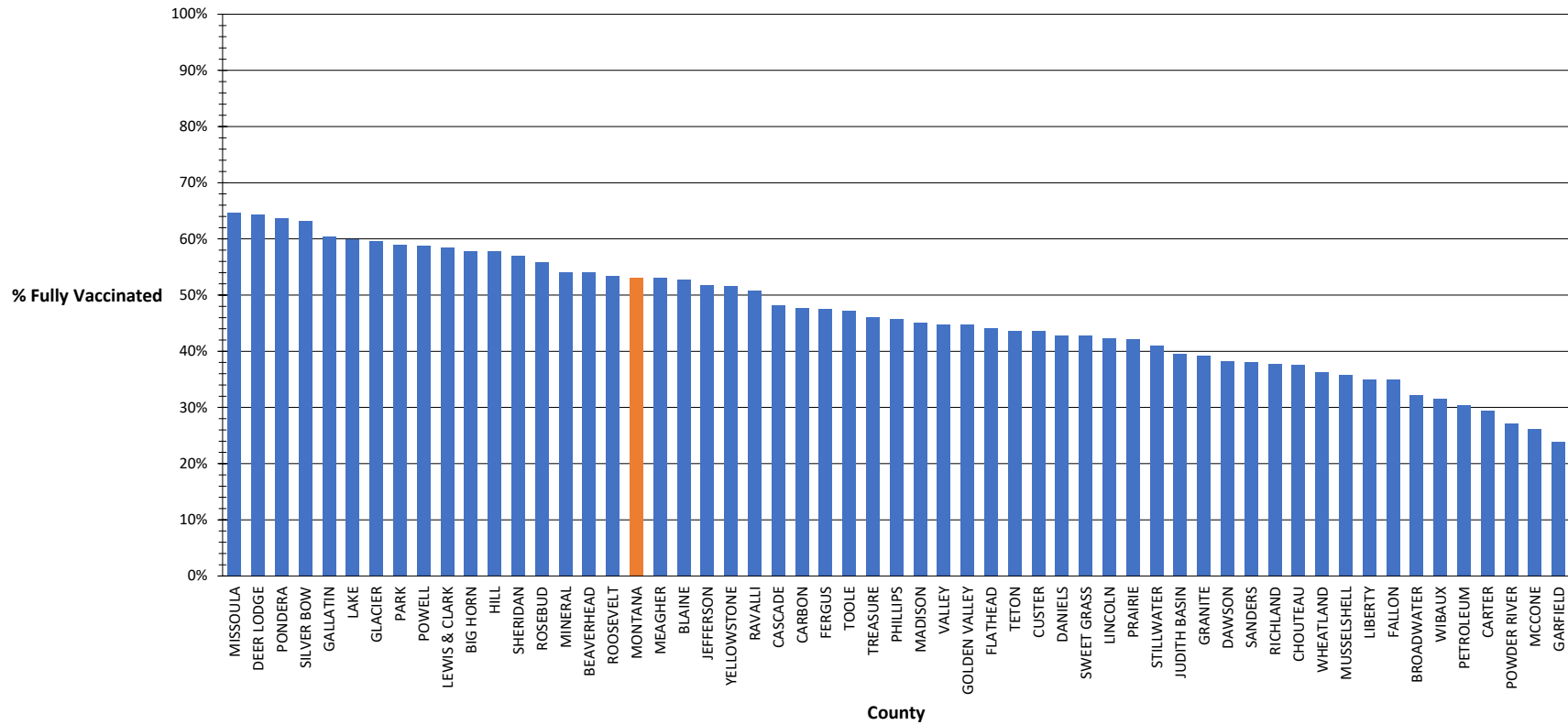


Percent Fully Vaccinated by County - Montana, [as of 2/24/2023]

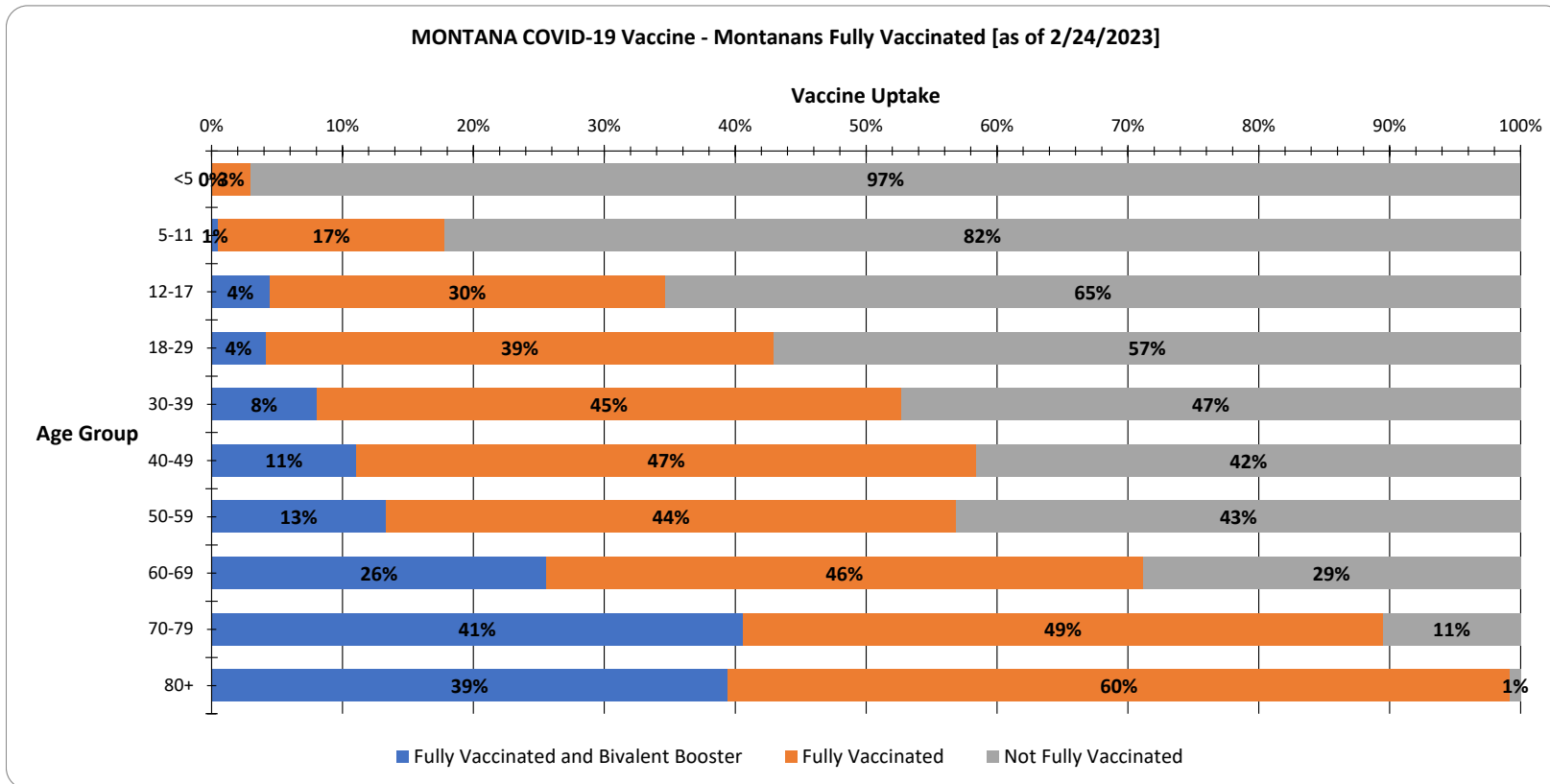


### Montana Vaccine Uptake Graphs (As of 2/24/2023)

- This report reflects vaccine data for individuals based on their current age, not the age at the time of their vaccination. Age groups were recently adjusted to account for individuals aging into into the next category (ex. someone was 79 years-old at the time of their vaccination, but now is part of the 80+ age group).
- There are potential limiting factors resulting in the calculation of >100% vaccination coverage for various age groups in certain counties for this report. MTDPHHS does not have an accurate way to remove individuals from population estimates due to deaths, causing the 80+ age group population to be larger than normal. Additionally, county population estimates are from 2020 and may be lower than 2021, 2022, and 2023 numbers.

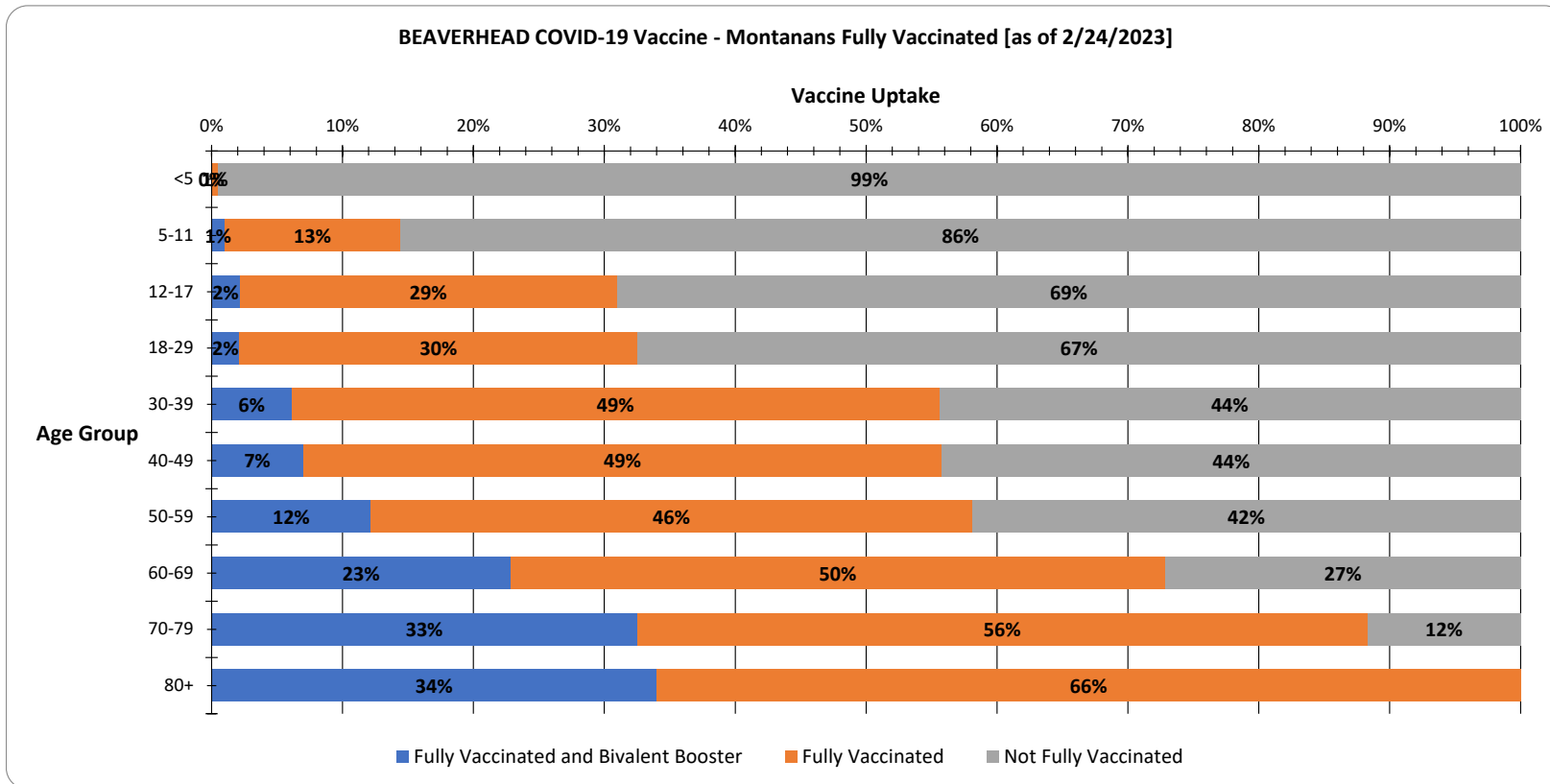
MONTANA Vaccine Uptake for Montanans by Age Group as of 2/24/2023

Age Group	Fully Vaccinated and Bivalent Booster	Fully Vaccinated	Not Fully Vaccinated
<5	0%	3%	97%
5-11	1%	17%	82%
12-17	4%	30%	65%
18-29	4%	39%	57%
30-39	8%	45%	47%
40-49	11%	47%	42%
50-59	13%	44%	43%
60-69	26%	46%	29%
70-79	41%	49%	11%
80+	39%	60%	1%
Total	14%	39%	47%



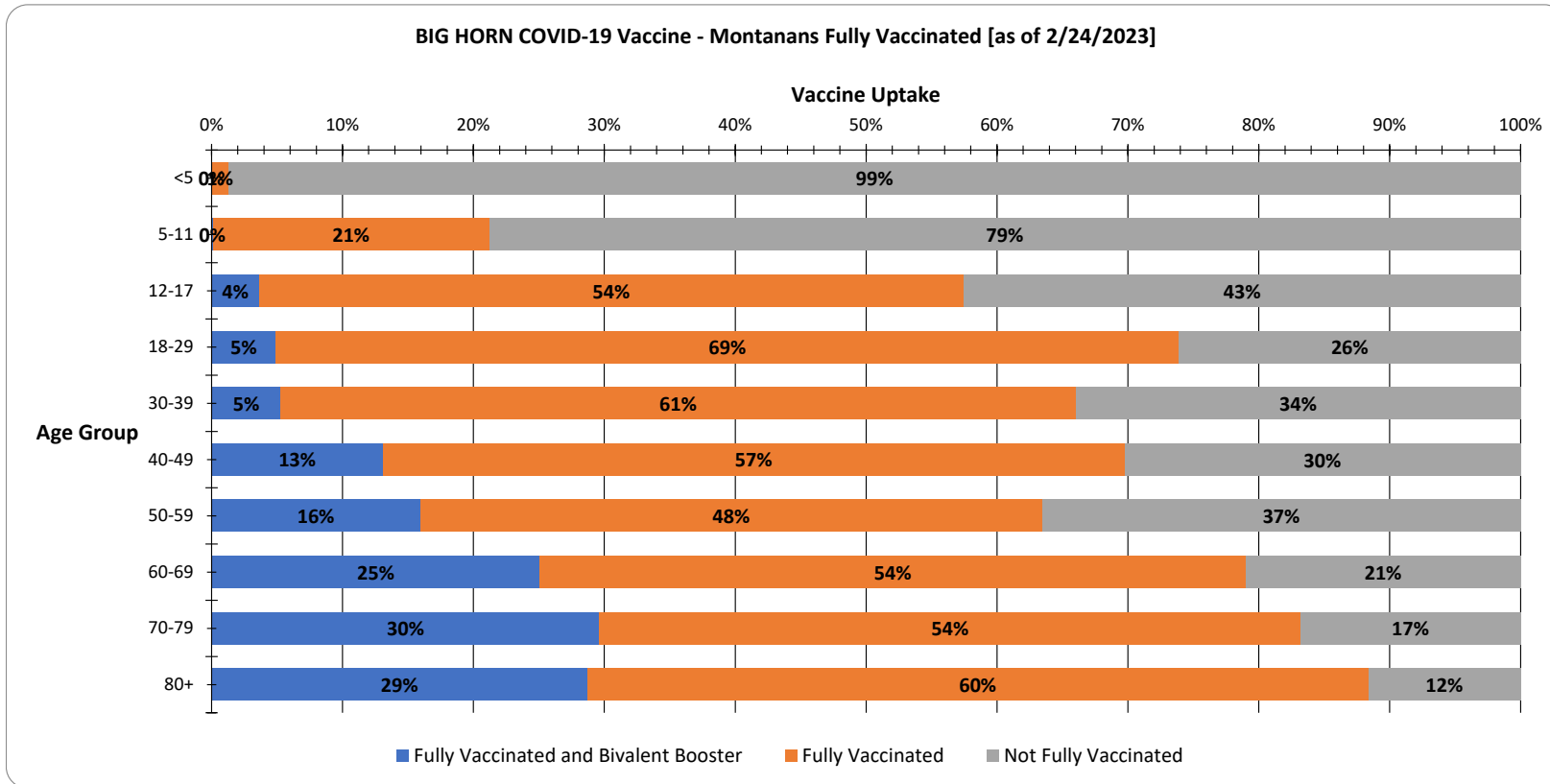
BEAVERHEAD Vaccine Uptake for Montanans by Age Group as of 2/24/2023

Age Group	Fully Vaccinated and Bivalent Booster	Fully Vaccinated	Not Fully Vaccinated
<5	0%	1%	99%
5-11	1%	13%	86%
12-17	2%	29%	69%
18-29	2%	30%	67%
30-39	6%	49%	44%
40-49	7%	49%	44%
50-59	12%	46%	42%
60-69	23%	50%	27%
70-79	33%	56%	12%
80+	34%	66%	0%
Total	12%	42%	46%



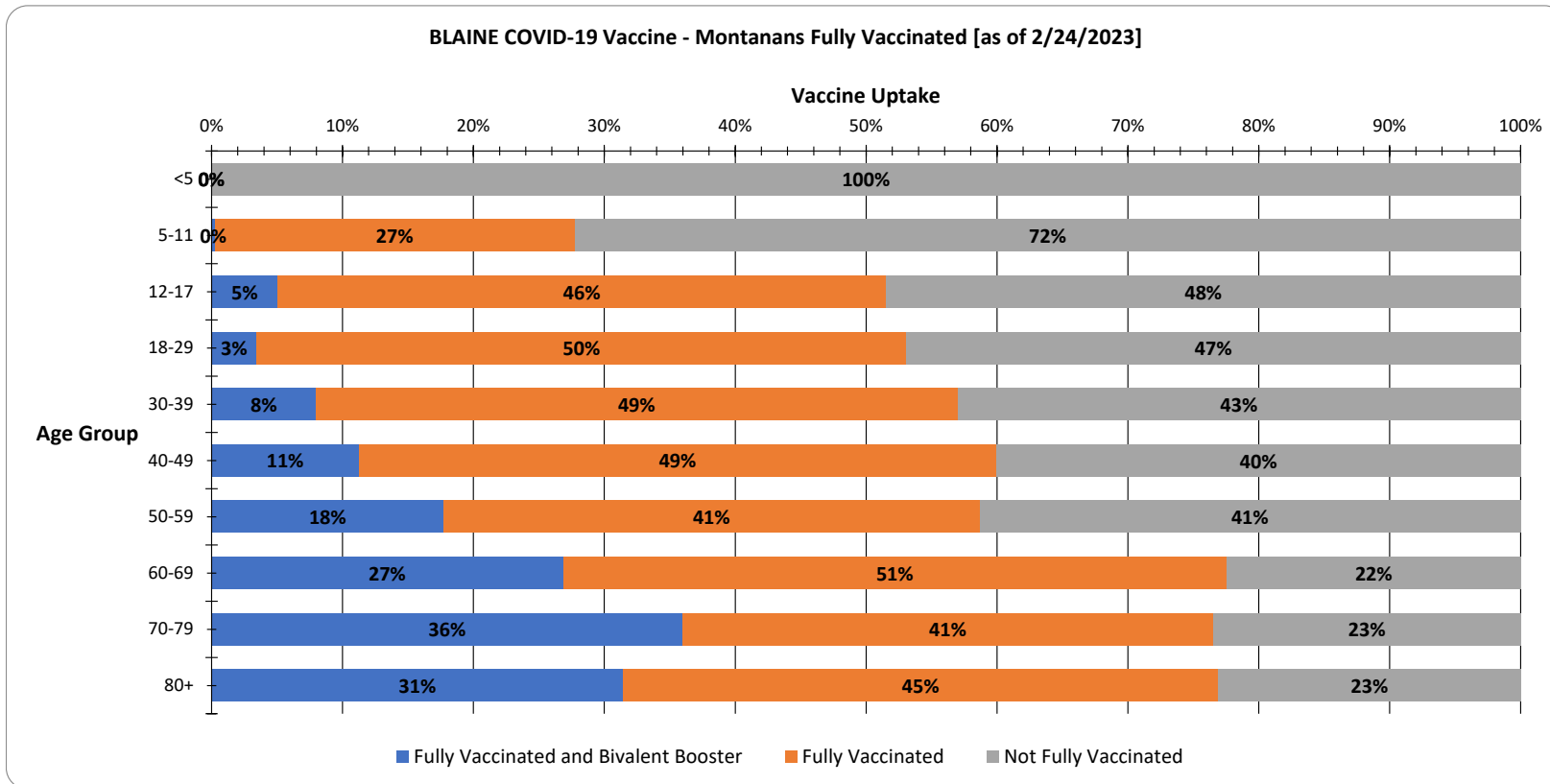
BIG HORN Vaccine Uptake for Montanans by Age Group as of 2/24/2023

Age Group	Fully Vaccinated and Bivalent Booster	Fully Vaccinated	Not Fully Vaccinated
<5	0%	1%	99%
5-11	0%	21%	79%
12-17	4%	54%	43%
18-29	5%	69%	26%
30-39	5%	61%	34%
40-49	13%	57%	30%
50-59	16%	48%	37%
60-69	25%	54%	21%
70-79	30%	54%	17%
80+	29%	60%	12%
Total	10%	48%	42%



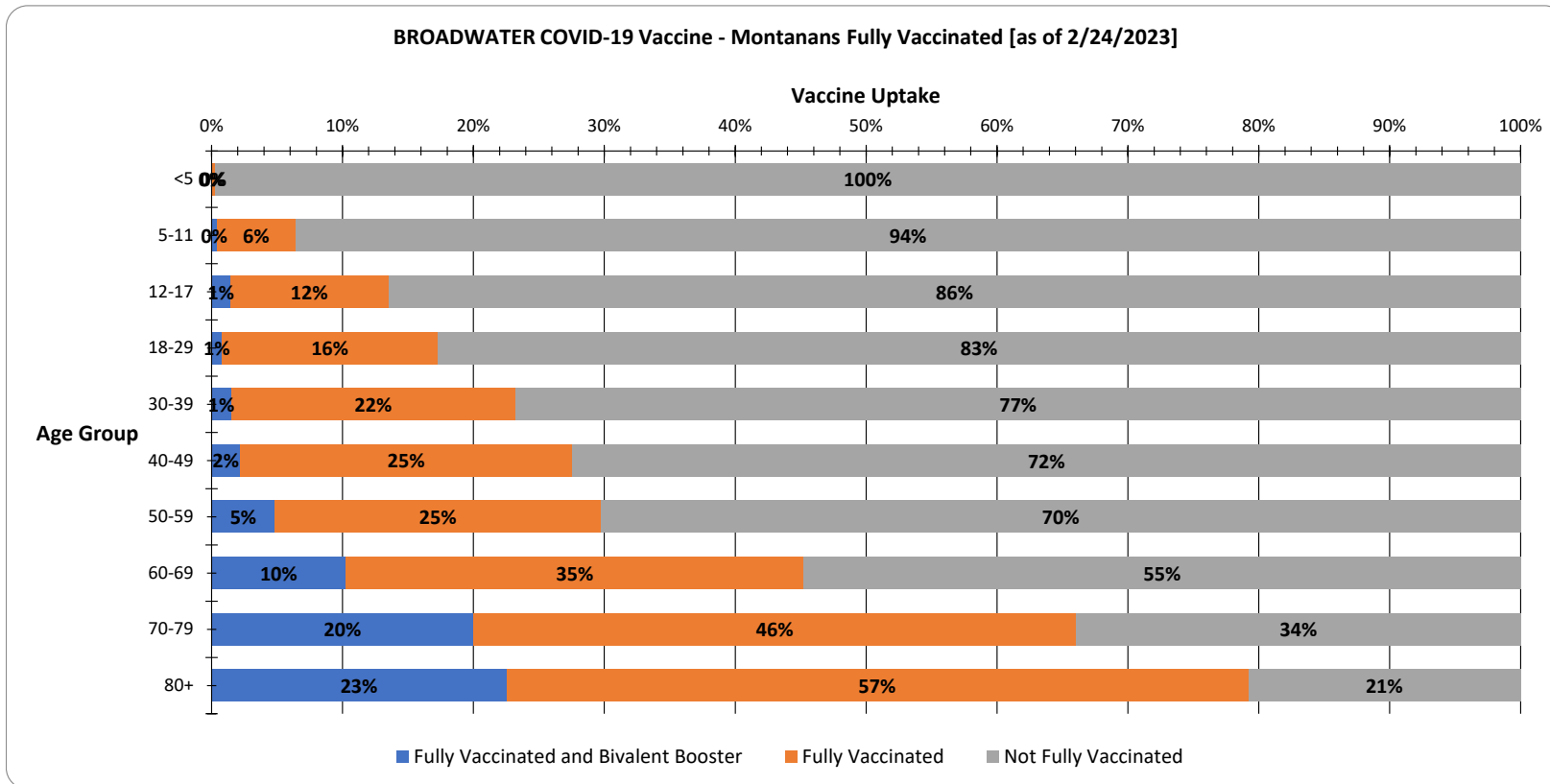
BLAINE Vaccine Uptake for Montanans by Age Group as of 2/24/2023

Age Group	Fully Vaccinated and Bivalent Booster	Fully Vaccinated	Not Fully Vaccinated
<5	0%	0%	100%
5-11	0%	27%	72%
12-17	5%	46%	48%
18-29	3%	50%	47%
30-39	8%	49%	43%
40-49	11%	49%	40%
50-59	18%	41%	41%
60-69	27%	51%	22%
70-79	36%	41%	23%
80+	31%	45%	23%
Total	12%	41%	47%



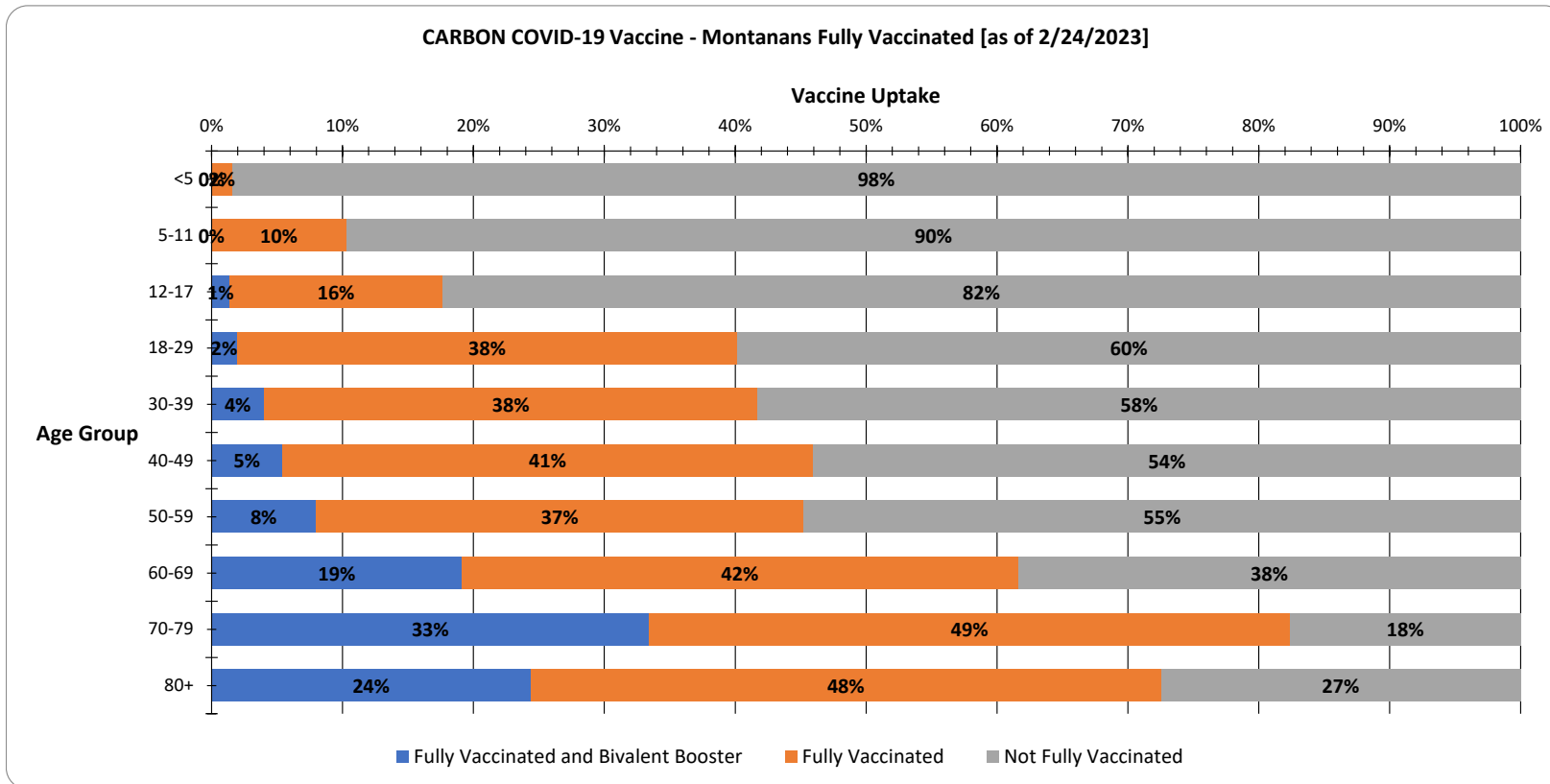
BROADWATER Vaccine Uptake for Montanans by Age Group as of 2/24/2023

Age Group	Fully Vaccinated and Bivalent Booster	Fully Vaccinated	Not Fully Vaccinated
<5	0%	0%	100%
5-11	0%	6%	94%
12-17	1%	12%	86%
18-29	1%	16%	83%
30-39	1%	22%	77%
40-49	2%	25%	72%
50-59	5%	25%	70%
60-69	10%	35%	55%
70-79	20%	46%	34%
80+	23%	57%	21%
Total	6%	26%	68%



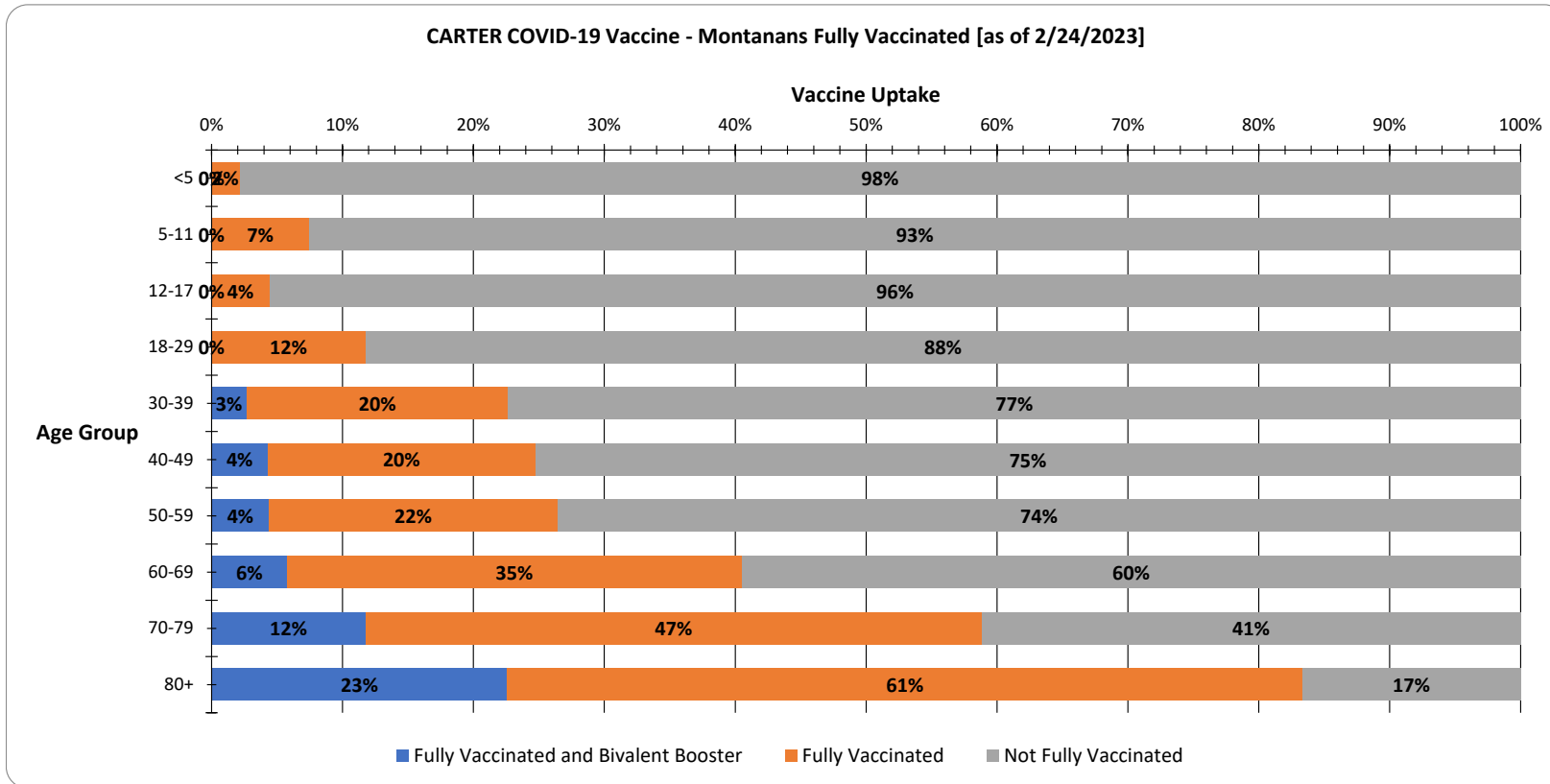
CARBON Vaccine Uptake for Montanans by Age Group as of 2/24/2023

Age Group	Fully Vaccinated and Bivalent Booster	Fully Vaccinated	Not Fully Vaccinated
<5	0%	2%	98%
5-11	0%	10%	90%
12-17	1%	16%	82%
18-29	2%	38%	60%
30-39	4%	38%	58%
40-49	5%	41%	54%
50-59	8%	37%	55%
60-69	19%	42%	38%
70-79	33%	49%	18%
80+	24%	48%	27%
Total	12%	36%	52%



CARTER Vaccine Uptake for Montanans by Age Group as of 2/24/2023

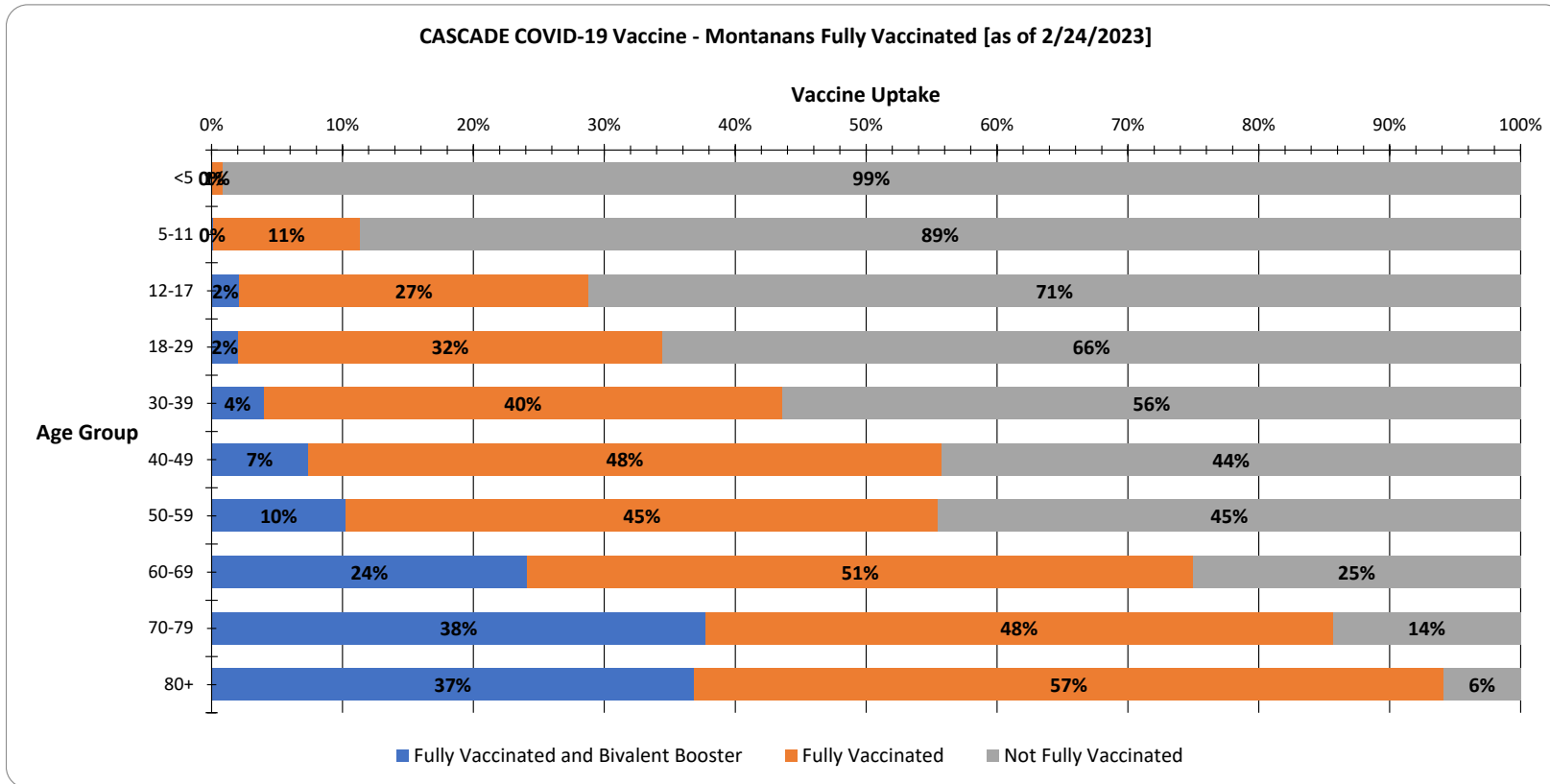
Age Group	Fully Vaccinated and Bivalent Booster	Fully Vaccinated	Not Fully Vaccinated
<5	0%	2%	98%
5-11	0%	7%	93%
12-17	0%	4%	96%
18-29	0%	12%	88%
30-39	3%	20%	77%
40-49	4%	20%	75%
50-59	4%	22%	74%
60-69	6%	35%	60%
70-79	12%	47%	41%
80+	23%	61%	17%
Total	5%	24%	71%





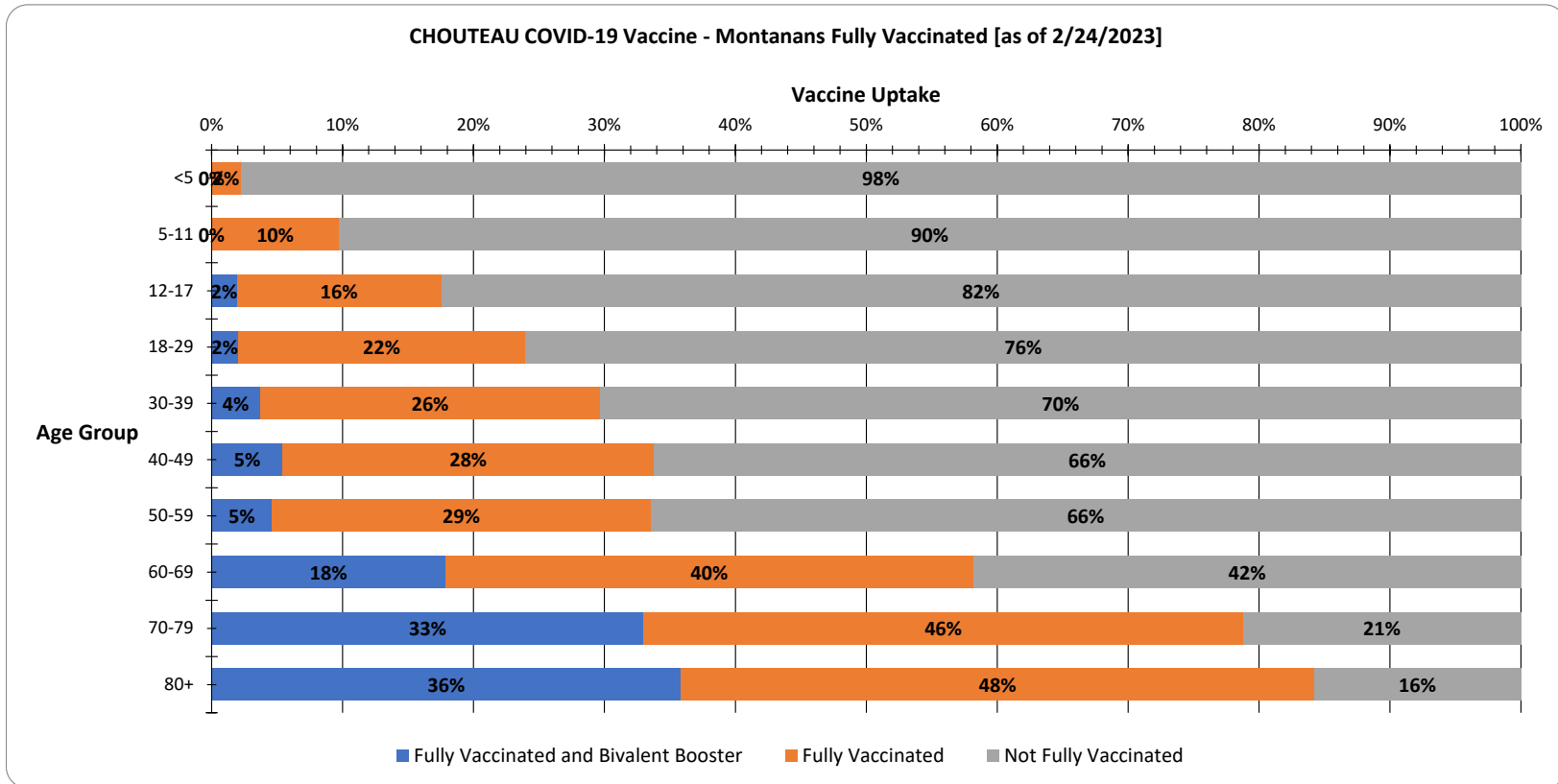
CASCADE Vaccine Uptake for Montanans by Age Group as of 2/24/2023

Age Group	Fully Vaccinated and Bivalent Booster	Fully Vaccinated	Not Fully Vaccinated
<5	0%	1%	99%
5-11	0%	11%	89%
12-17	2%	27%	71%
18-29	2%	32%	66%
30-39	4%	40%	56%
40-49	7%	48%	44%
50-59	10%	45%	45%
60-69	24%	51%	25%
70-79	38%	48%	14%
80+	37%	57%	6%
Total	11%	37%	52%



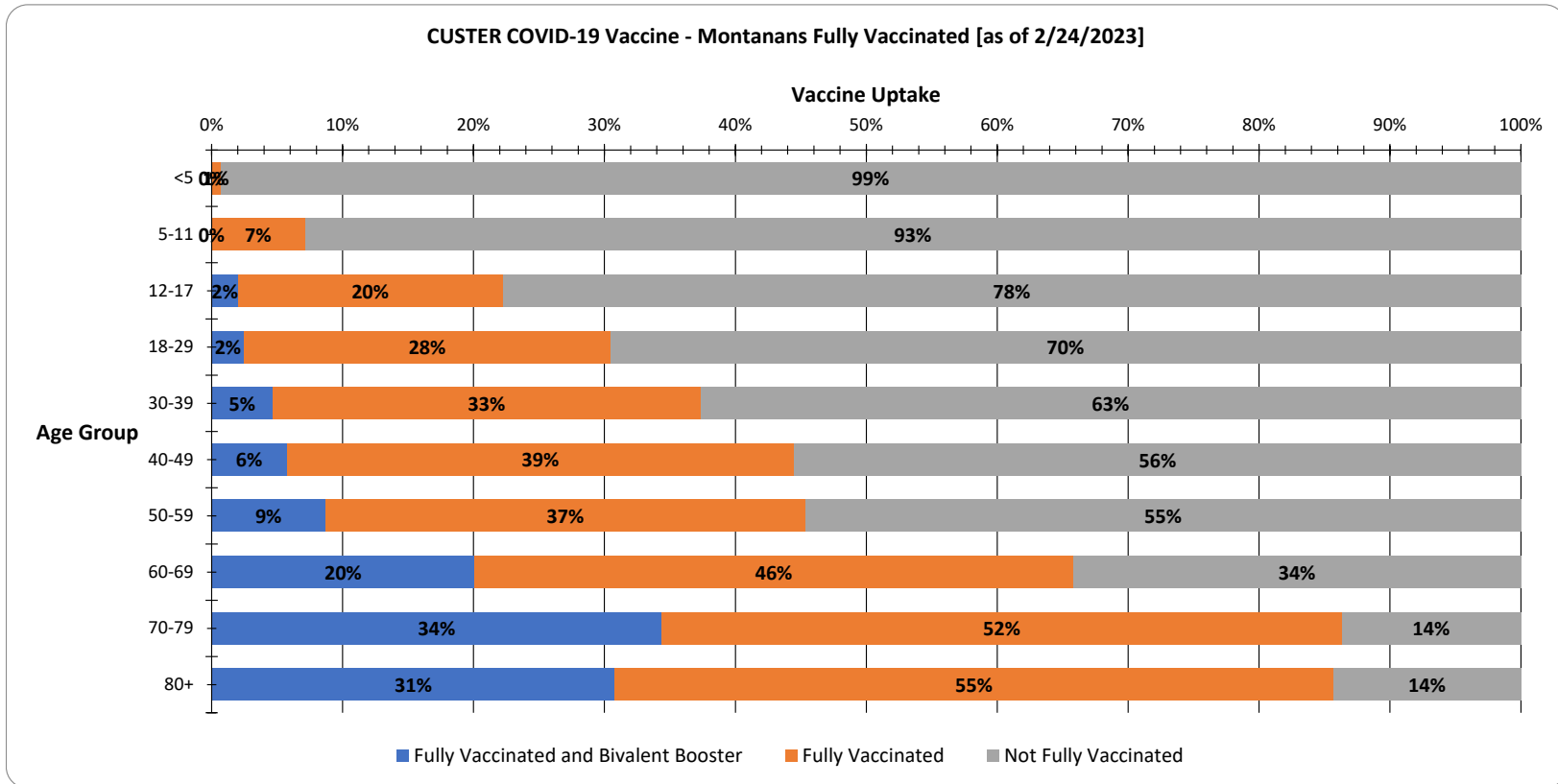
CHOUTEAU Vaccine Uptake for Montanans by Age Group as of 2/24/2023

Age Group	Fully Vaccinated and Bivalent Booster	Fully Vaccinated	Not Fully Vaccinated
<5	0%	2%	98%
5-11	0%	10%	90%
12-17	2%	16%	82%
18-29	2%	22%	76%
30-39	4%	26%	70%
40-49	5%	28%	66%
50-59	5%	29%	66%
60-69	18%	40%	42%
70-79	33%	46%	21%
80+	36%	48%	16%
Total	10%	28%	62%



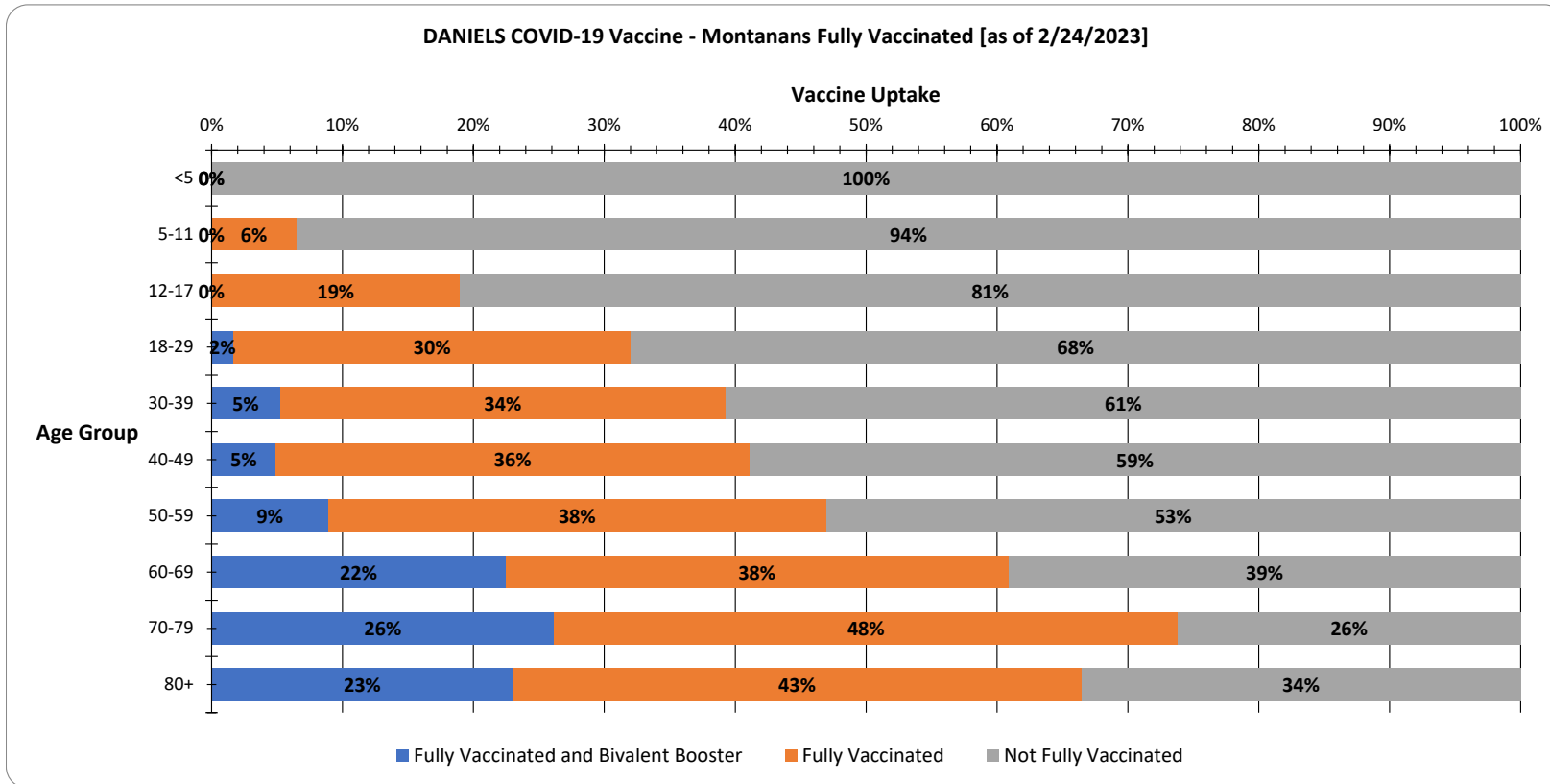
CUSTER Vaccine Uptake for Montanans by Age Group as of 2/24/2023

Age Group	Fully Vaccinated and Bivalent Booster	Fully Vaccinated	Not Fully Vaccinated
<5	0%	1%	99%
5-11	0%	7%	93%
12-17	2%	20%	78%
18-29	2%	28%	70%
30-39	5%	33%	63%
40-49	6%	39%	56%
50-59	9%	37%	55%
60-69	20%	46%	34%
70-79	34%	52%	14%
80+	31%	55%	14%
Total	10%	33%	56%



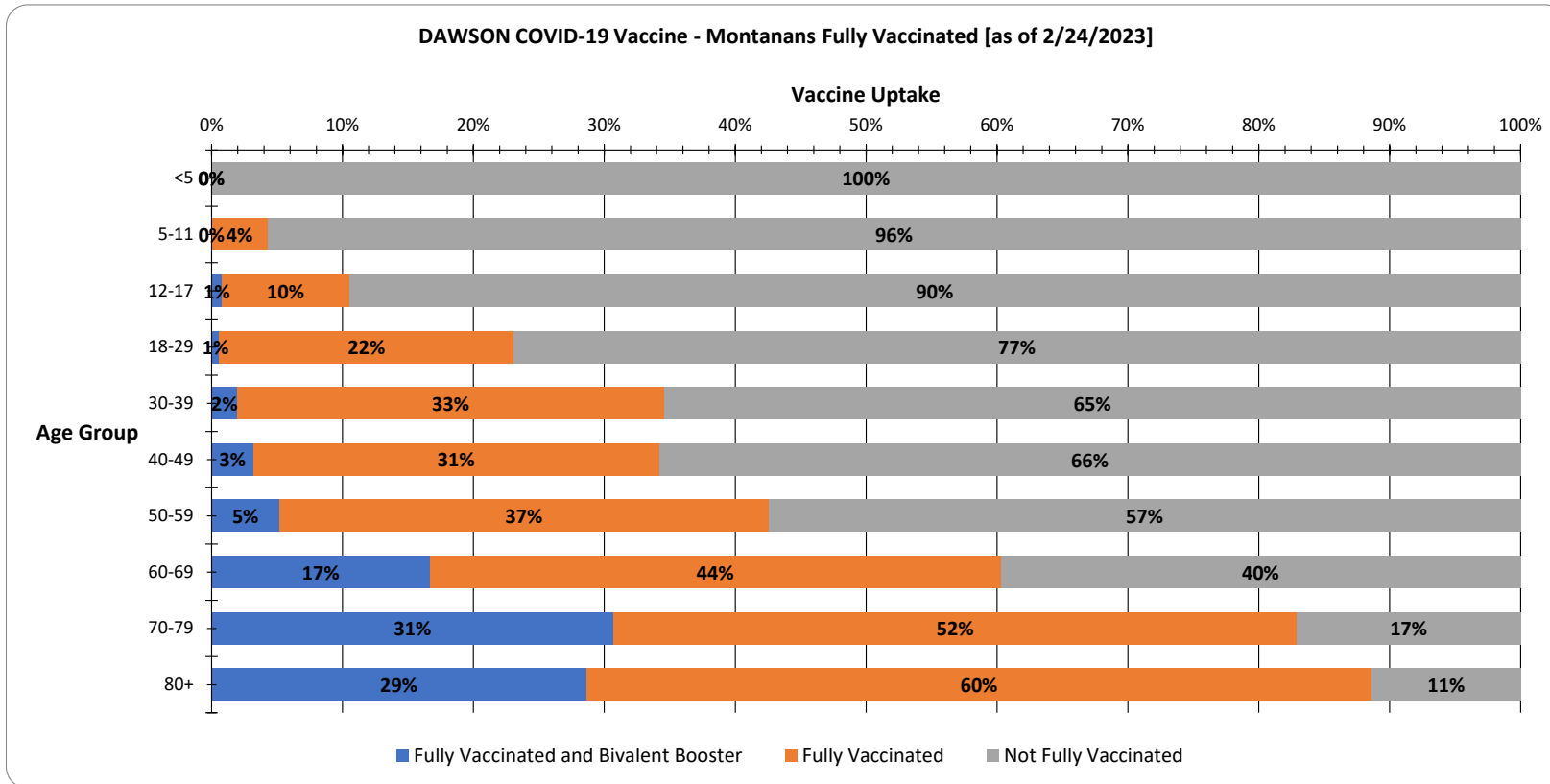
DANIELS Vaccine Uptake for Montanans by Age Group as of 2/24/2023

Age Group	Fully Vaccinated and Bivalent Booster	Fully Vaccinated	Not Fully Vaccinated
<5	0%	0%	100%
5-11	0%	6%	94%
12-17	0%	19%	81%
18-29	2%	30%	68%
30-39	5%	34%	61%
40-49	5%	36%	59%
50-59	9%	38%	53%
60-69	22%	38%	39%
70-79	26%	48%	26%
80+	23%	43%	34%
Total	11%	32%	57%



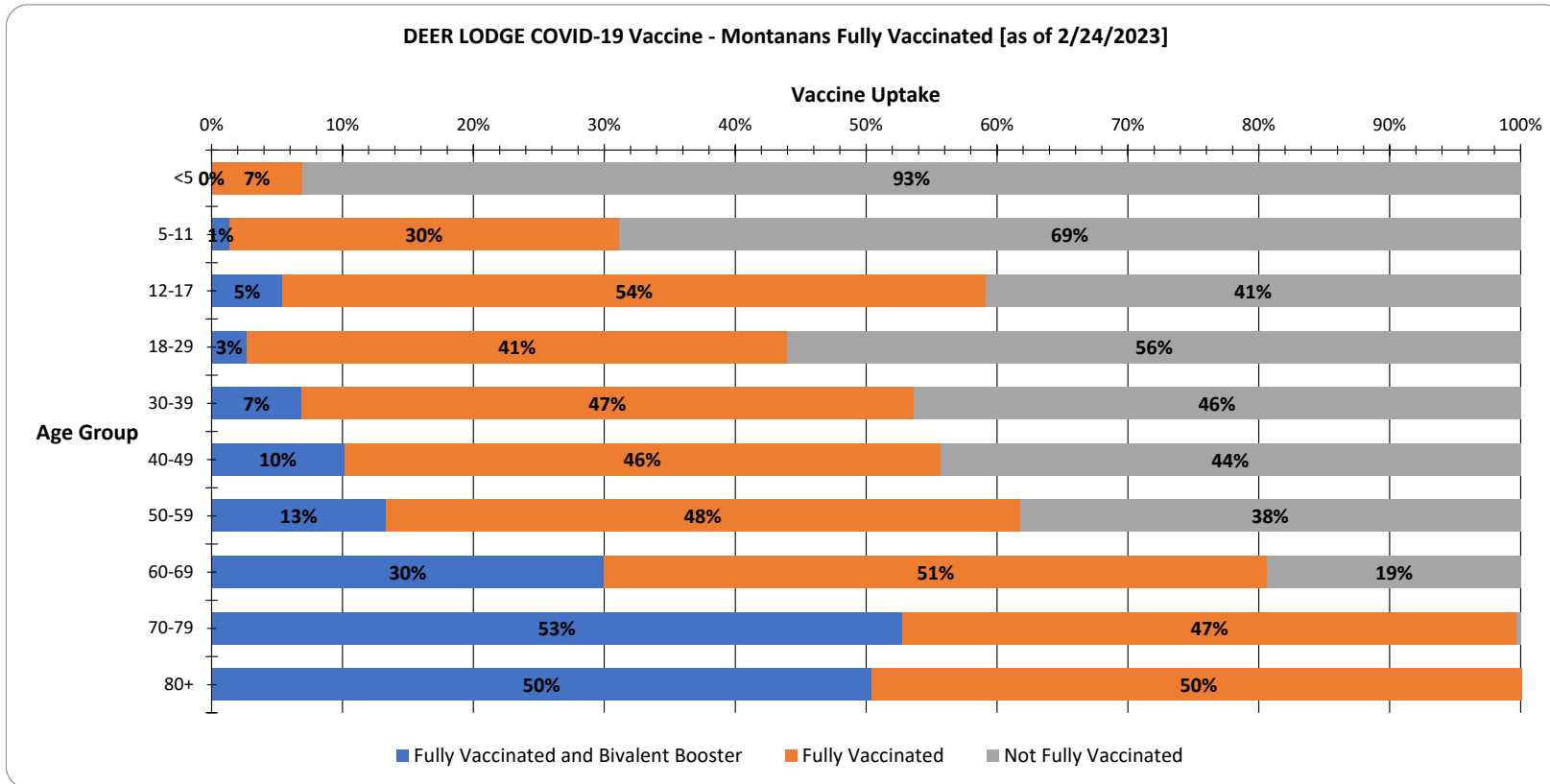
DAWSON Vaccine Uptake for Montanans by Age Group as of 2/24/2023

Age Group	Fully Vaccinated and Bivalent Booster	Fully Vaccinated	Not Fully Vaccinated
<5	0%	0%	100%
5-11	0%	4%	96%
12-17	1%	10%	90%
18-29	1%	22%	77%
30-39	2%	33%	65%
40-49	3%	31%	66%
50-59	5%	37%	57%
60-69	17%	44%	40%
70-79	31%	52%	17%
80+	29%	60%	11%
Total	8%	30%	62%



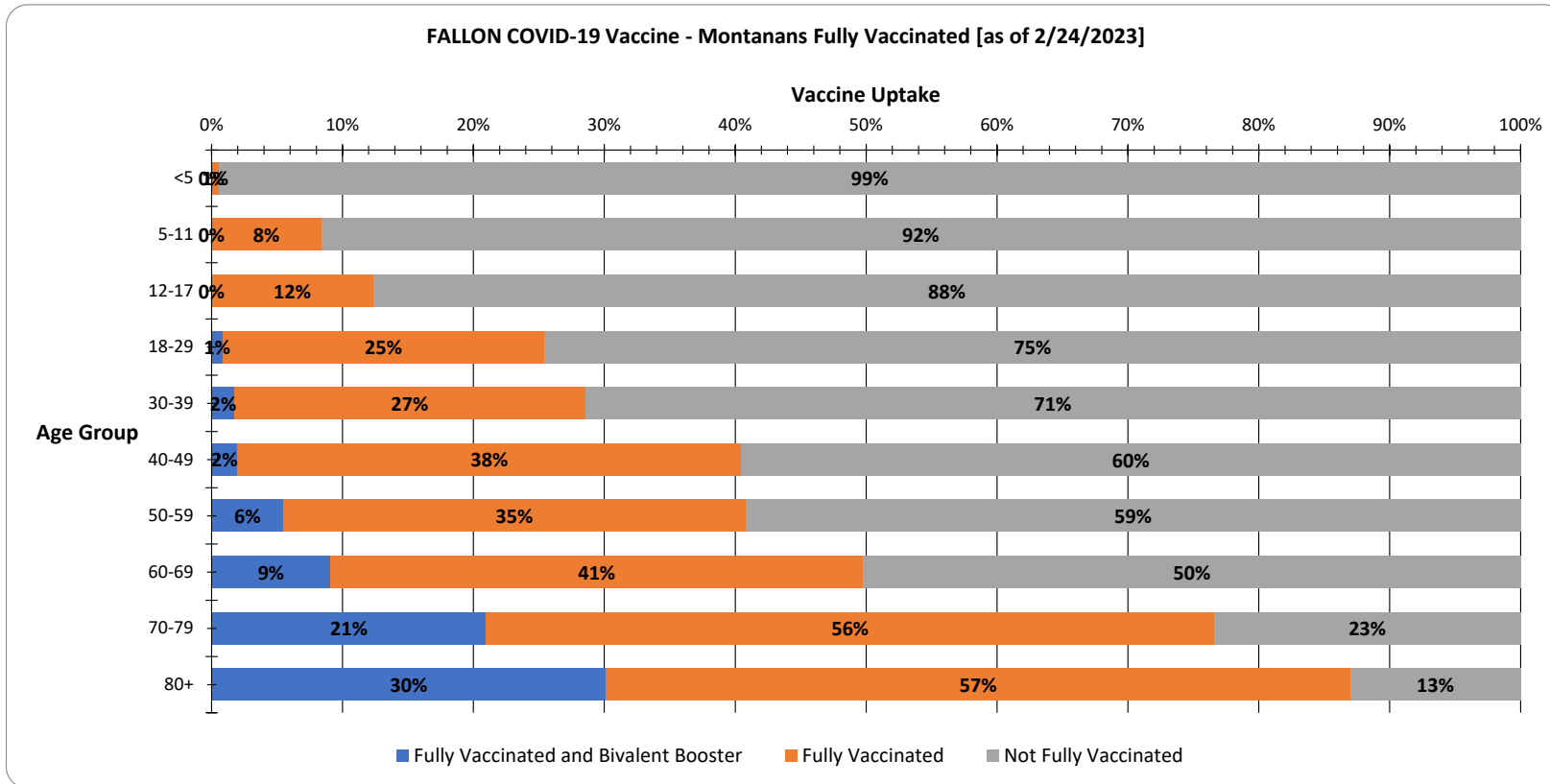
DEER LODGE Vaccine Uptake for Montanans by Age Group as of 2/24/2023

Age Group	Fully Vaccinated and Bivalent Booster	Fully Vaccinated	Not Fully Vaccinated
<5	0%	7%	93%
5-11	1%	30%	69%
12-17	5%	54%	41%
18-29	3%	41%	56%
30-39	7%	47%	46%
40-49	10%	46%	44%
50-59	13%	48%	38%
60-69	30%	51%	19%
70-79	53%	47%	0%
80+	50%	50%	0%
Total	19%	46%	36%



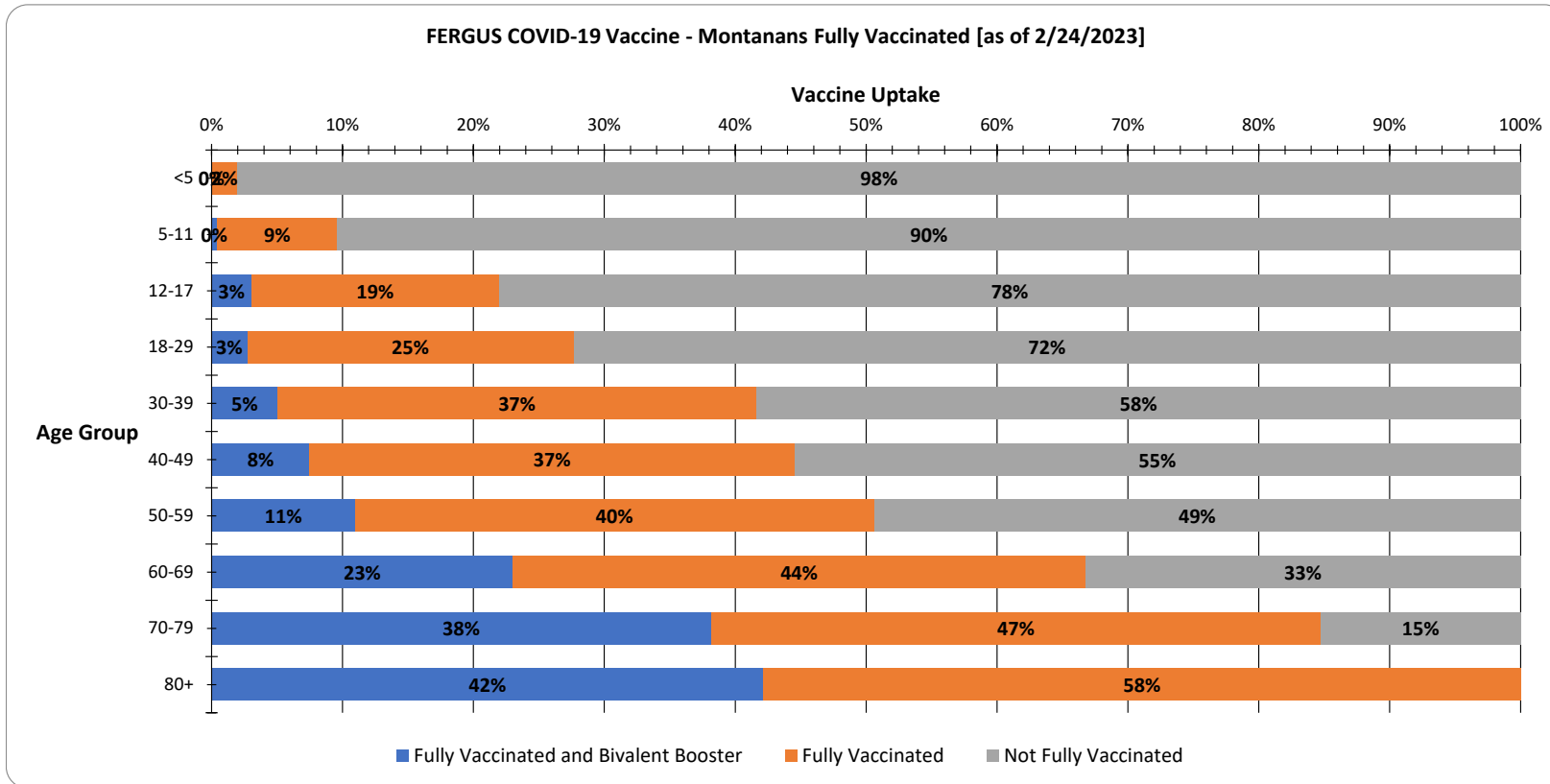
FALLON Vaccine Uptake for Montanans by Age Group as of 2/24/2023

Age Group	Fully Vaccinated and Bivalent Booster	Fully Vaccinated	Not Fully Vaccinated
<5	0%	1%	99%
5-11	0%	8%	92%
12-17	0%	12%	88%
18-29	1%	25%	75%
30-39	2%	27%	71%
40-49	2%	38%	60%
50-59	6%	35%	59%
60-69	9%	41%	50%
70-79	21%	56%	23%
80+	30%	57%	13%
Total	6%	29%	65%



FERGUS Vaccine Uptake for Montanans by Age Group as of 2/24/2023

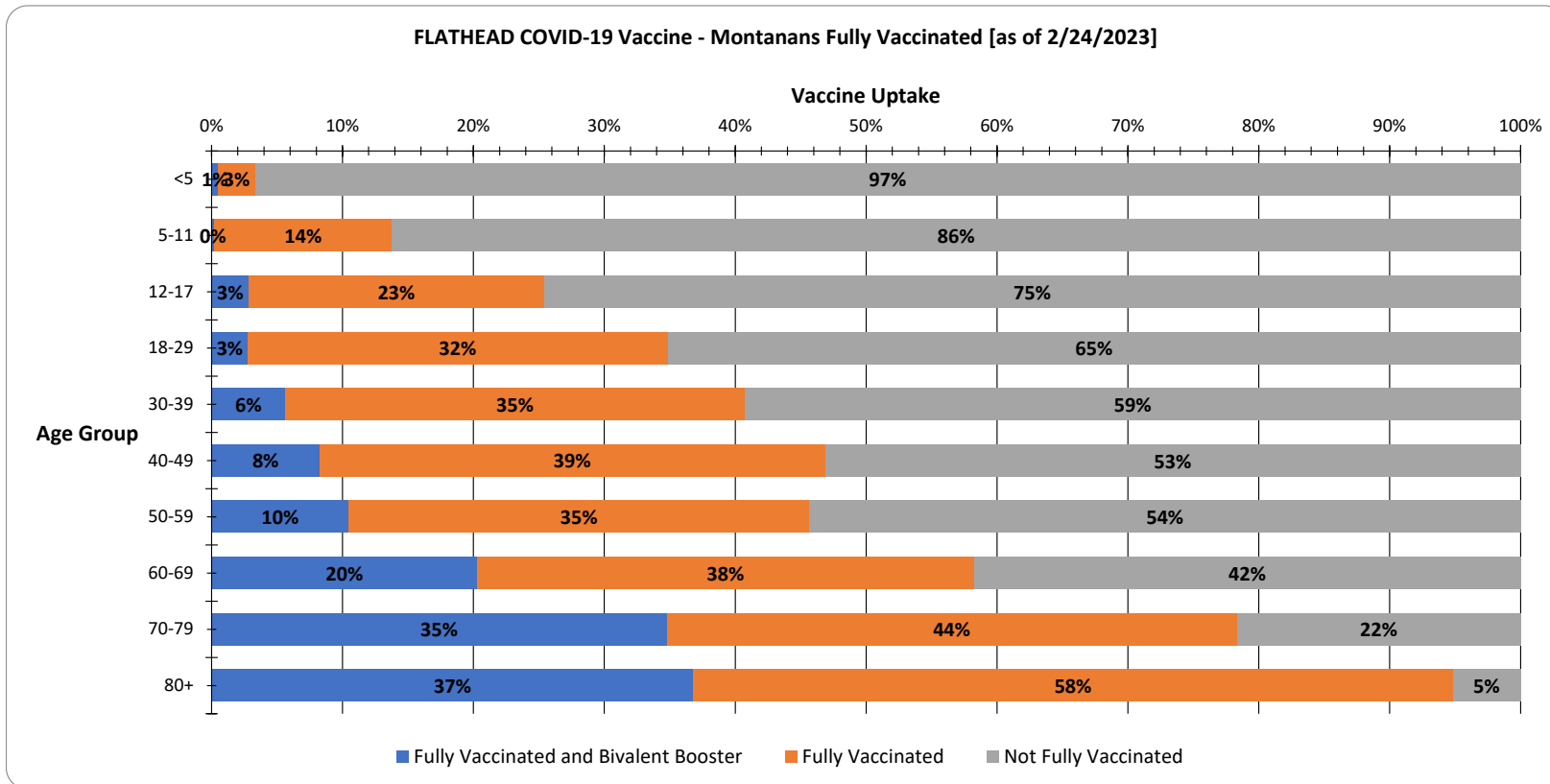
Age Group	Fully Vaccinated and Bivalent Booster	Fully Vaccinated	Not Fully Vaccinated
<5	0%	2%	98%
5-11	0%	9%	90%
12-17	3%	19%	78%
18-29	3%	25%	72%
30-39	5%	37%	58%
40-49	8%	37%	55%
50-59	11%	40%	49%
60-69	23%	44%	33%
70-79	38%	47%	15%
80+	42%	58%	0%
Total	14%	34%	52%





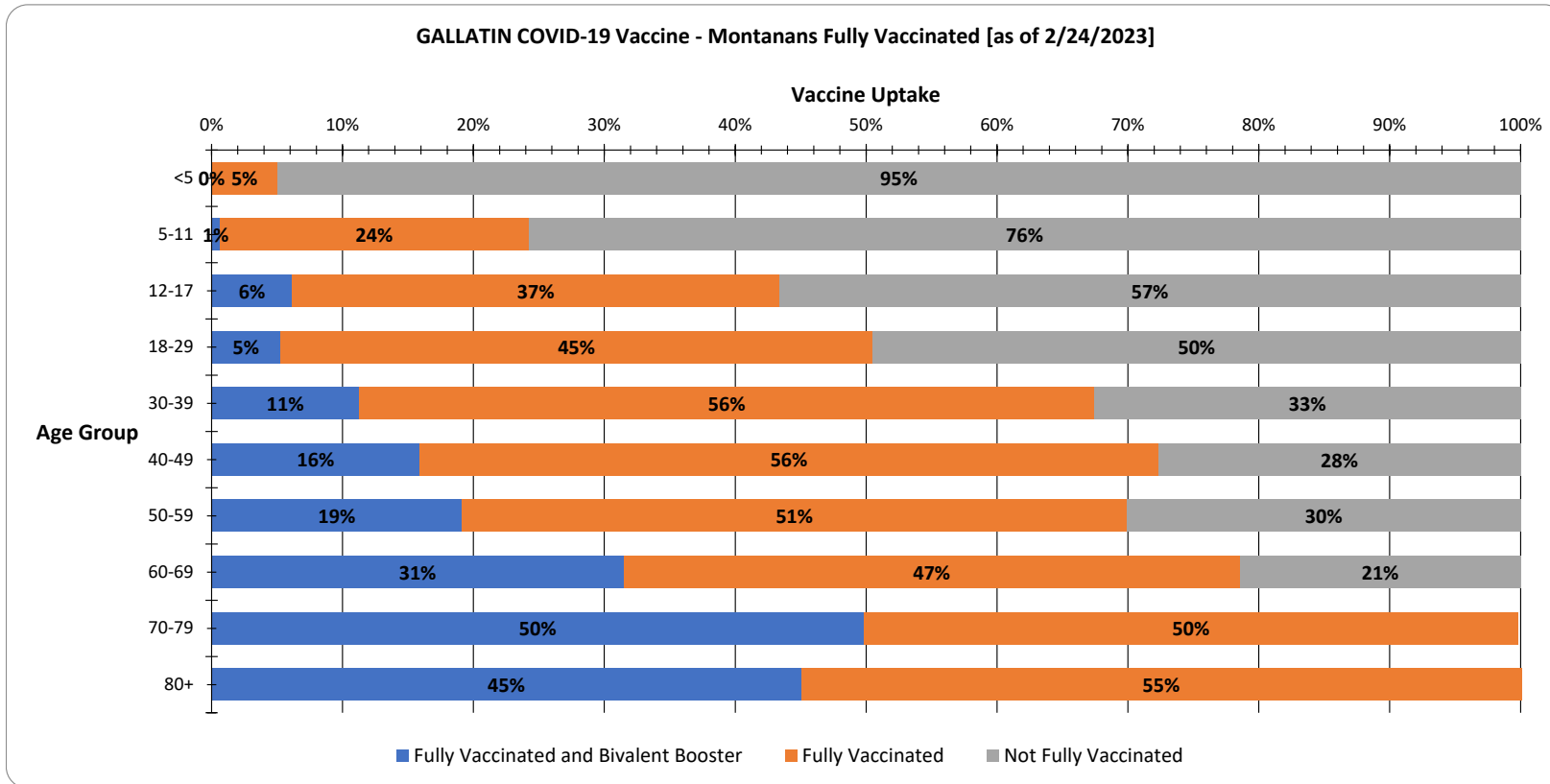
FLATHEAD Vaccine Uptake for Montanans by Age Group as of 2/24/2023

Age Group	Fully Vaccinated and Bivalent Booster	Fully Vaccinated	Not Fully Vaccinated
<5	1%	3%	97%
5-11	0%	14%	86%
12-17	3%	23%	75%
18-29	3%	32%	65%
30-39	6%	35%	59%
40-49	8%	39%	53%
50-59	10%	35%	54%
60-69	20%	38%	42%
70-79	35%	44%	22%
80+	37%	58%	5%
Total	11%	33%	56%



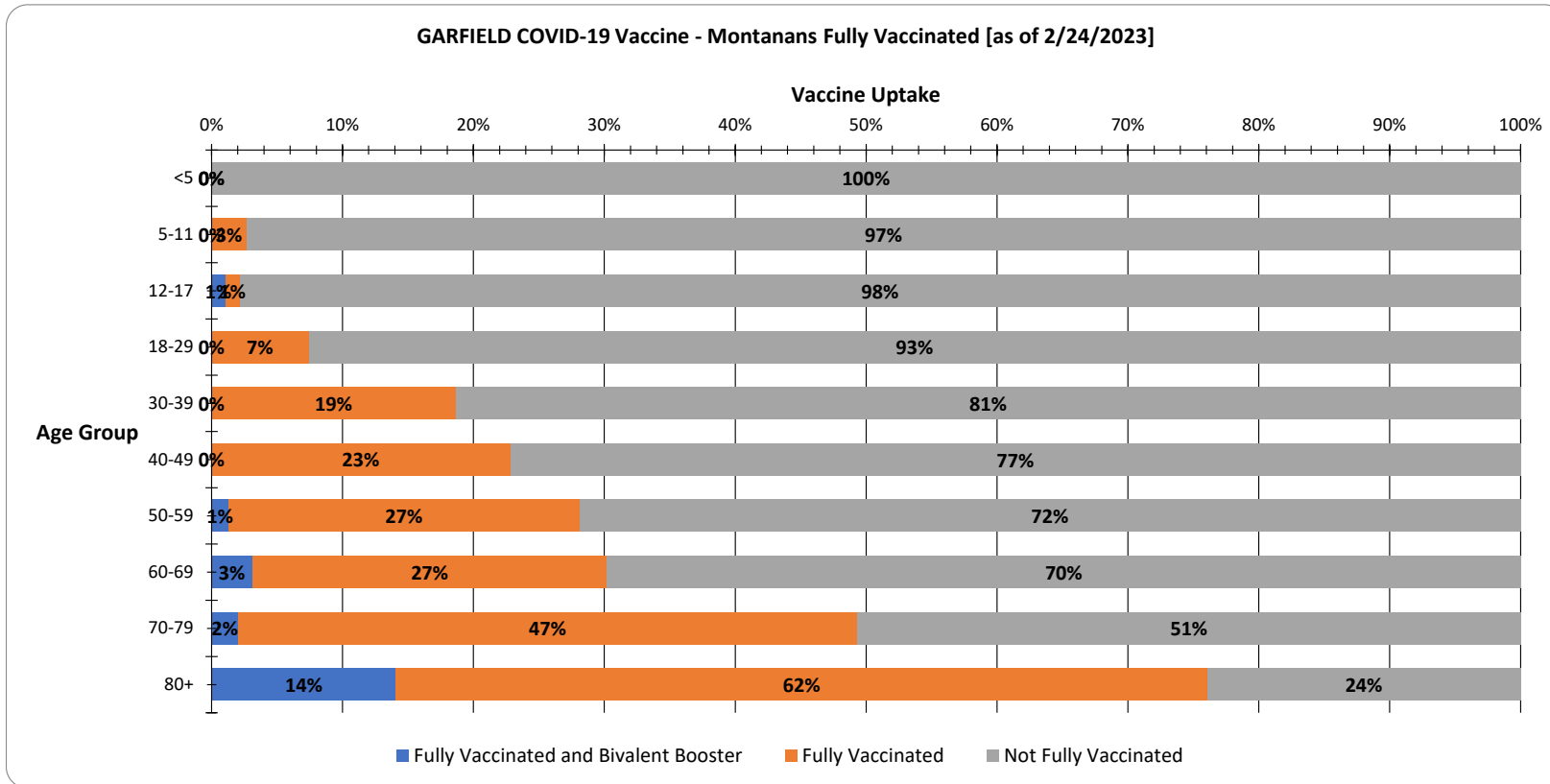
GALLATIN Vaccine Uptake for Montanans by Age Group as of 2/24/2023

Age Group	Fully Vaccinated and Bivalent Booster	Fully Vaccinated	Not Fully Vaccinated
<5	0%	5%	95%
5-11	1%	24%	76%
12-17	6%	37%	57%
18-29	5%	45%	50%
30-39	11%	56%	33%
40-49	16%	56%	28%
50-59	19%	51%	30%
60-69	31%	47%	21%
70-79	50%	50%	0%
80+	45%	55%	0%
Total	15%	46%	40%



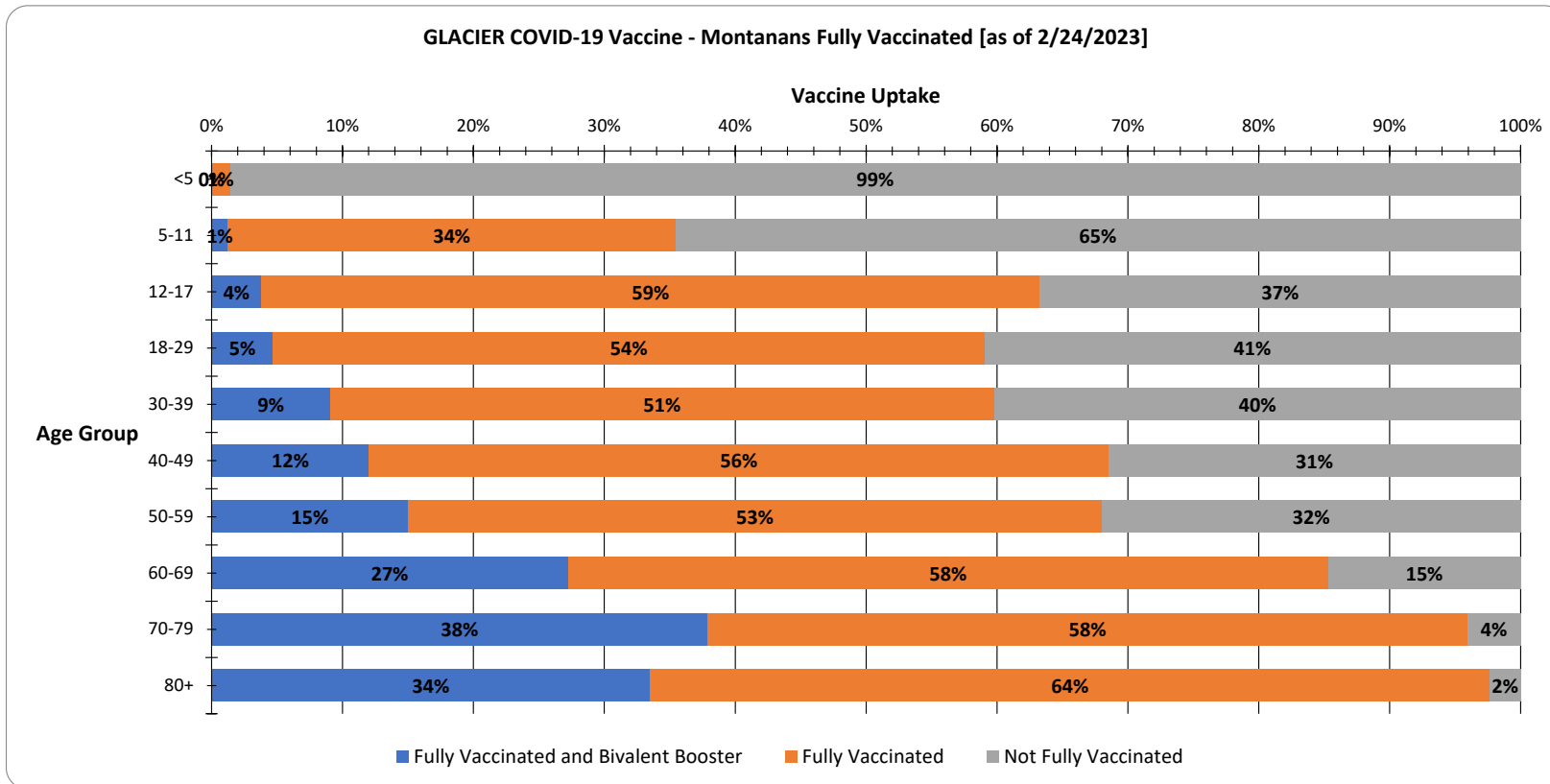
GARFIELD Vaccine Uptake for Montanans by Age Group as of 2/24/2023

Age Group	Fully Vaccinated and Bivalent Booster	Fully Vaccinated	Not Fully Vaccinated
<5	0%	0%	100%
5-11	0%	3%	97%
12-17	1%	1%	98%
18-29	0%	7%	93%
30-39	0%	19%	81%
40-49	0%	23%	77%
50-59	1%	27%	72%
60-69	3%	27%	70%
70-79	2%	47%	51%
80+	14%	62%	24%
Total	2%	22%	76%



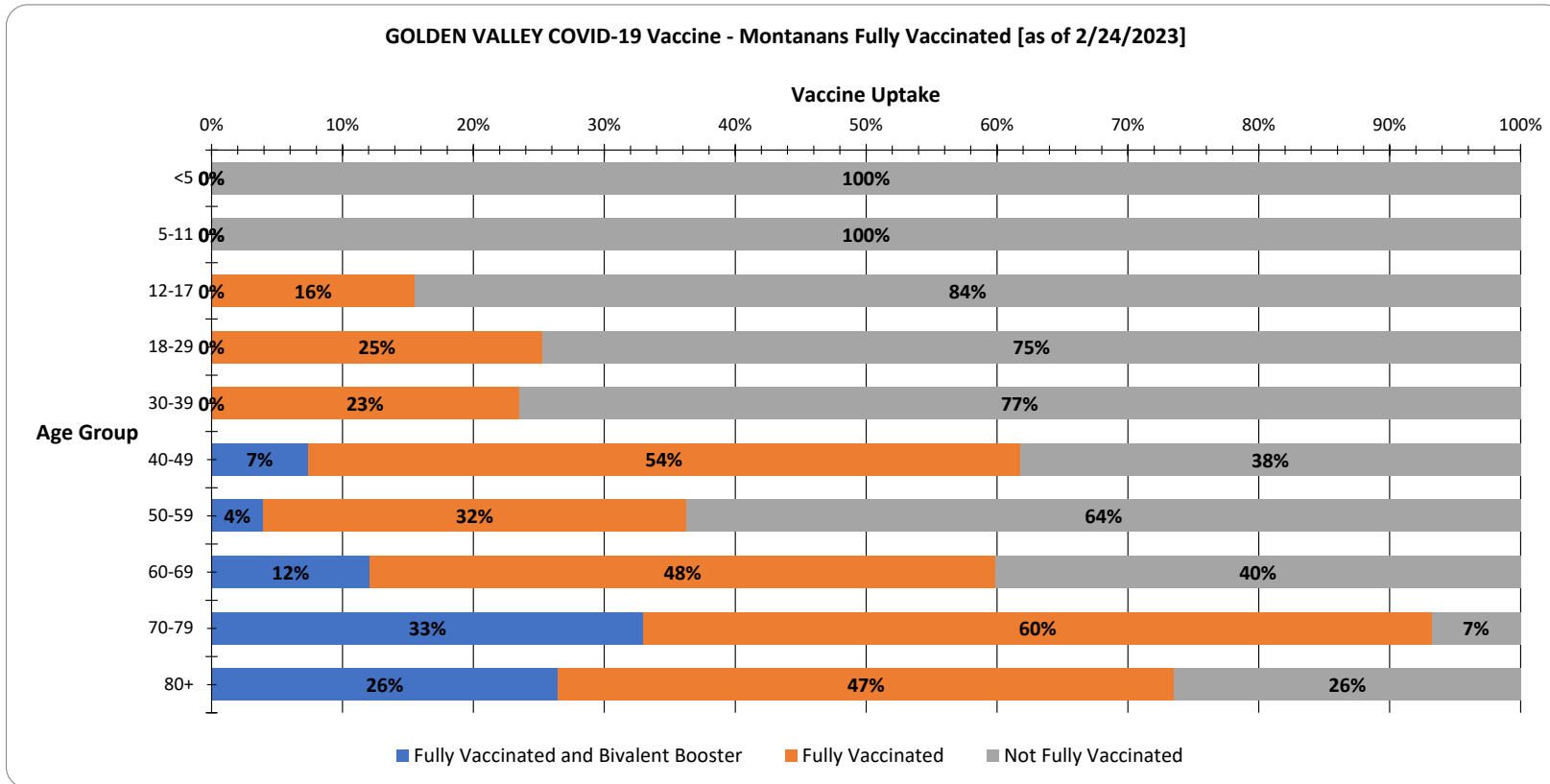
GLACIER Vaccine Uptake for Montanans by Age Group as of 2/24/2023

Age Group	Fully Vaccinated and Bivalent Booster	Fully Vaccinated	Not Fully Vaccinated
<5	0%	1%	99%
5-11	1%	34%	65%
12-17	4%	59%	37%
18-29	5%	54%	41%
30-39	9%	51%	40%
40-49	12%	56%	31%
50-59	15%	53%	32%
60-69	27%	58%	15%
70-79	38%	58%	4%
80+	34%	64%	2%
Total	11%	48%	40%



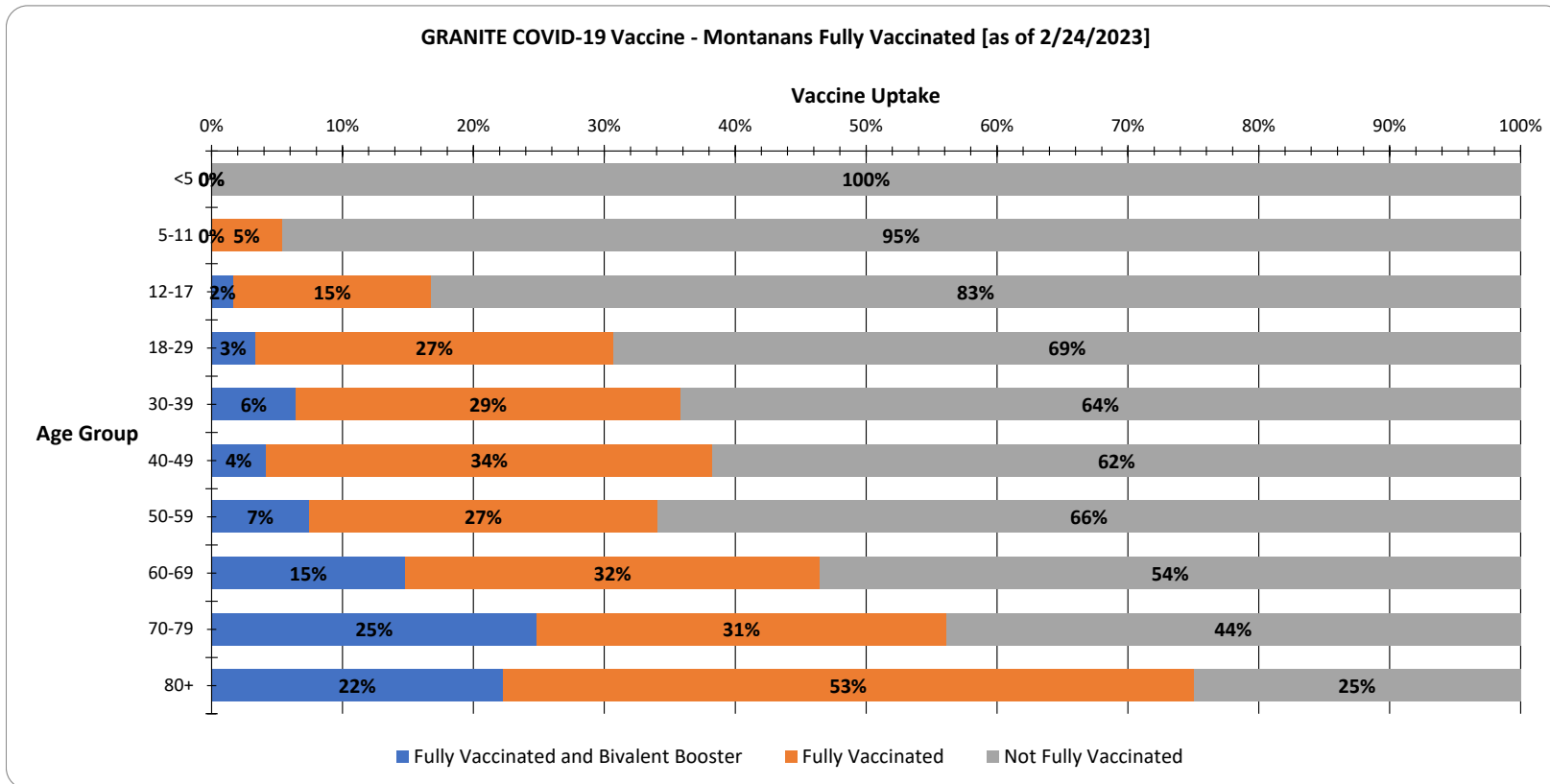
GOLDEN VALLEY Vaccine Uptake for Montanans by Age Group as of 2/24/2023

Age Group	Fully Vaccinated and Bivalent Booster	Fully Vaccinated	Not Fully Vaccinated
<5	0%	0%	100%
5-11	0%	0%	100%
12-17	0%	16%	84%
18-29	0%	25%	75%
30-39	0%	23%	77%
40-49	7%	54%	38%
50-59	4%	32%	64%
60-69	12%	48%	40%
70-79	33%	60%	7%
80+	26%	47%	26%
Total	10%	35%	55%



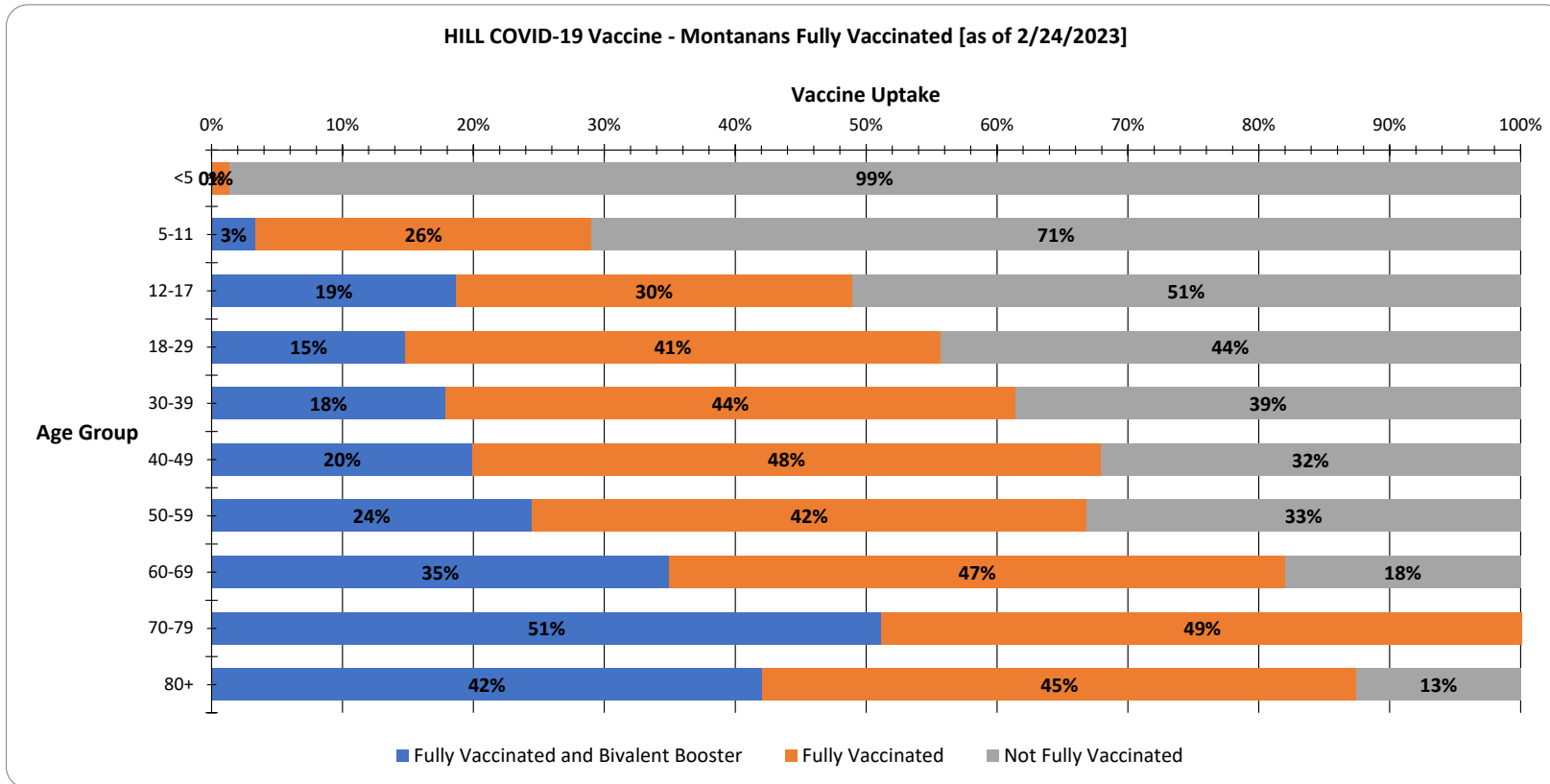
GRANITE Vaccine Uptake for Montanans by Age Group as of 2/24/2023

Age Group	Fully Vaccinated and Bivalent Booster	Fully Vaccinated	Not Fully Vaccinated
<5	0%	0%	100%
5-11	0%	5%	95%
12-17	2%	15%	83%
18-29	3%	27%	69%
30-39	6%	29%	64%
40-49	4%	34%	62%
50-59	7%	27%	66%
60-69	15%	32%	54%
70-79	25%	31%	44%
80+	22%	53%	25%
Total	11%	28%	61%



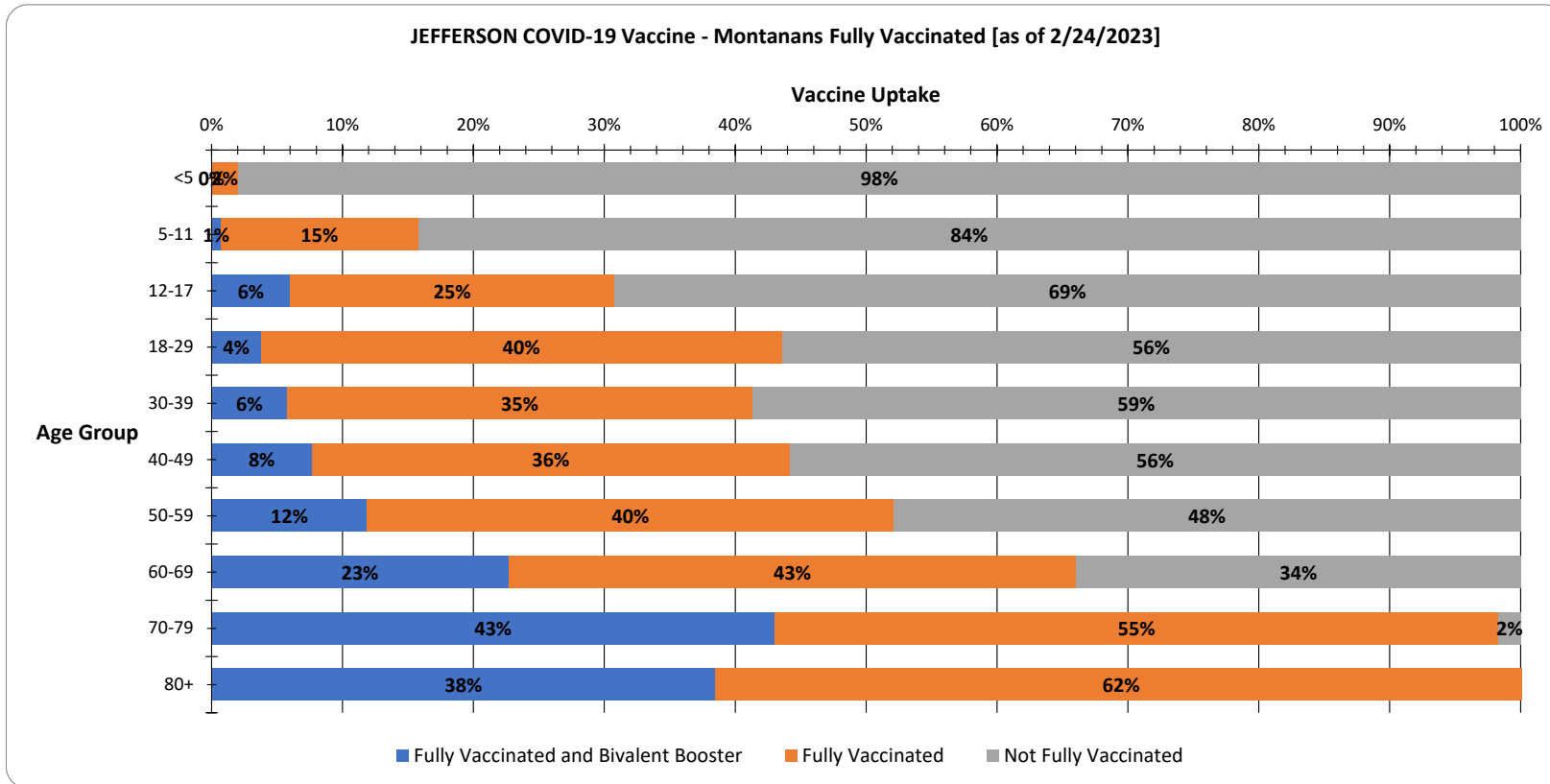
HILL Vaccine Uptake for Montanans by Age Group as of 2/24/2023

Age Group	Fully Vaccinated and Bivalent Booster	Fully Vaccinated	Not Fully Vaccinated
<5	0%	1%	99%
5-11	3%	26%	71%
12-17	19%	30%	51%
18-29	15%	41%	44%
30-39	18%	44%	39%
40-49	20%	48%	32%
50-59	24%	42%	33%
60-69	35%	47%	18%
70-79	51%	49%	0%
80+	42%	45%	13%
Total	20%	37%	42%



JEFFERSON Vaccine Uptake for Montanans by Age Group as of 2/24/2023

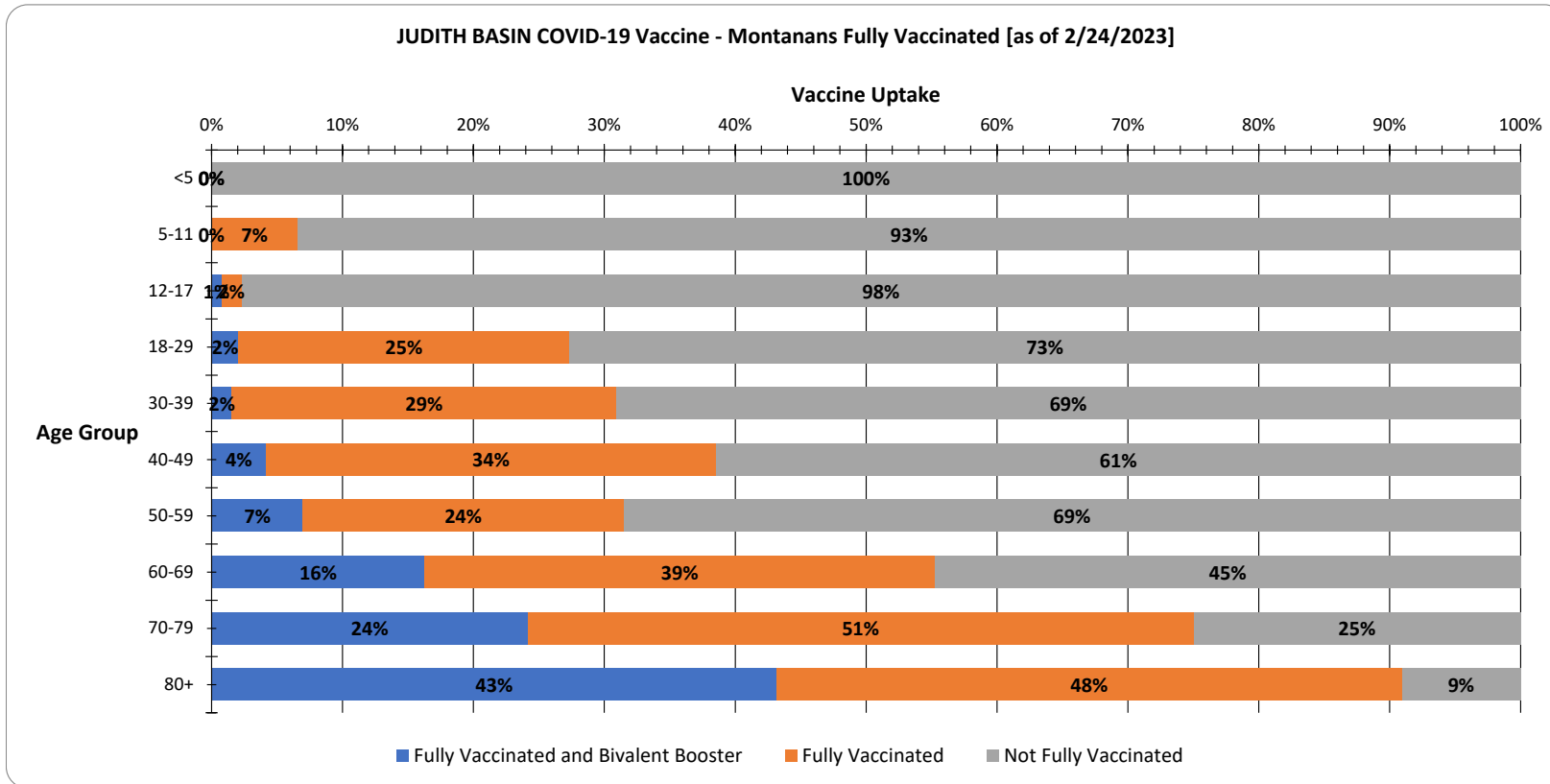
Age Group	Fully Vaccinated and Bivalent Booster	Fully Vaccinated	Not Fully Vaccinated
<5	0%	2%	98%
5-11	1%	15%	84%
12-17	6%	25%	69%
18-29	4%	40%	56%
30-39	6%	35%	59%
40-49	8%	36%	56%
50-59	12%	40%	48%
60-69	23%	43%	34%
70-79	43%	55%	2%
80+	38%	62%	0%
Total	14%	38%	48%





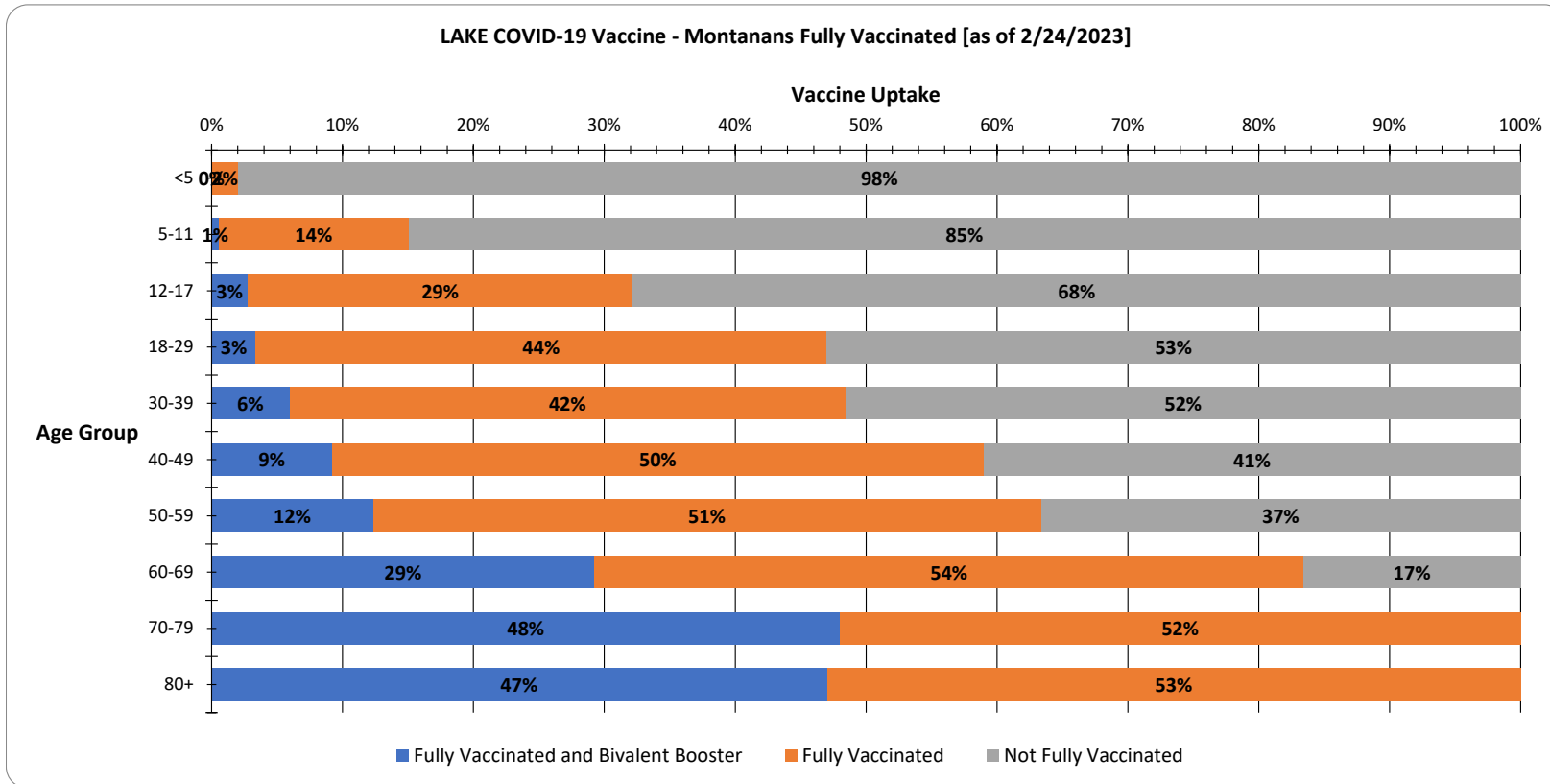
JUDITH BASIN Vaccine Uptake for Montanans by Age Group as of 2/24/2023

Age Group	Fully Vaccinated and Bivalent Booster	Fully Vaccinated	Not Fully Vaccinated
<5	0%	0%	100%
5-11	0%	7%	93%
12-17	1%	2%	98%
18-29	2%	25%	73%
30-39	2%	29%	69%
40-49	4%	34%	61%
50-59	7%	24%	69%
60-69	16%	39%	45%
70-79	24%	51%	25%
80+	43%	48%	9%
Total	11%	29%	60%



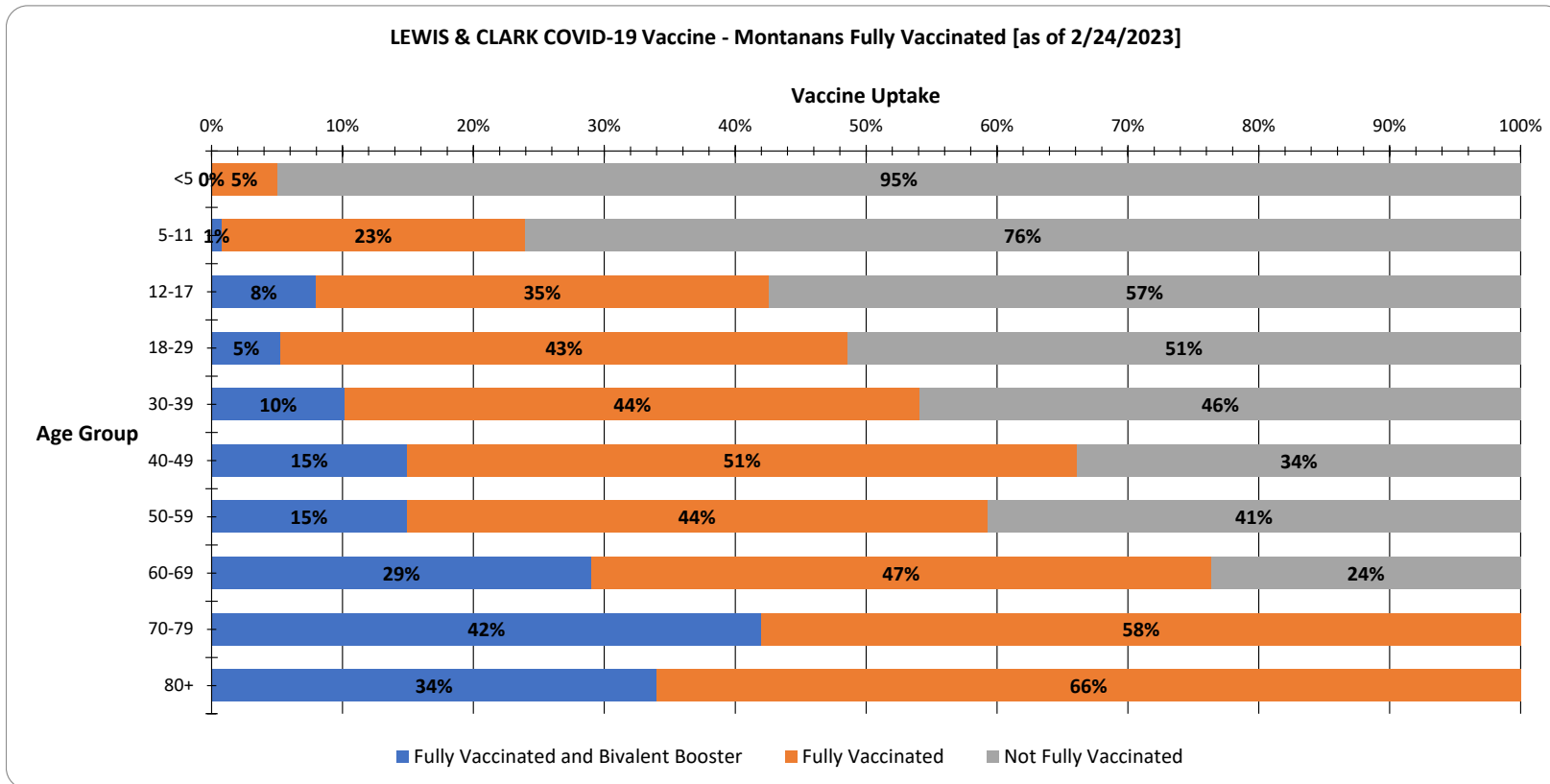
LAKE Vaccine Uptake for Montanans by Age Group as of 2/24/2023

Age Group	Fully Vaccinated and Bivalent Booster	Fully Vaccinated	Not Fully Vaccinated
<5	0%	2%	98%
5-11	1%	14%	85%
12-17	3%	29%	68%
18-29	3%	44%	53%
30-39	6%	42%	52%
40-49	9%	50%	41%
50-59	12%	51%	37%
60-69	29%	54%	17%
70-79	48%	52%	0%
80+	47%	53%	0%
Total	16%	44%	40%



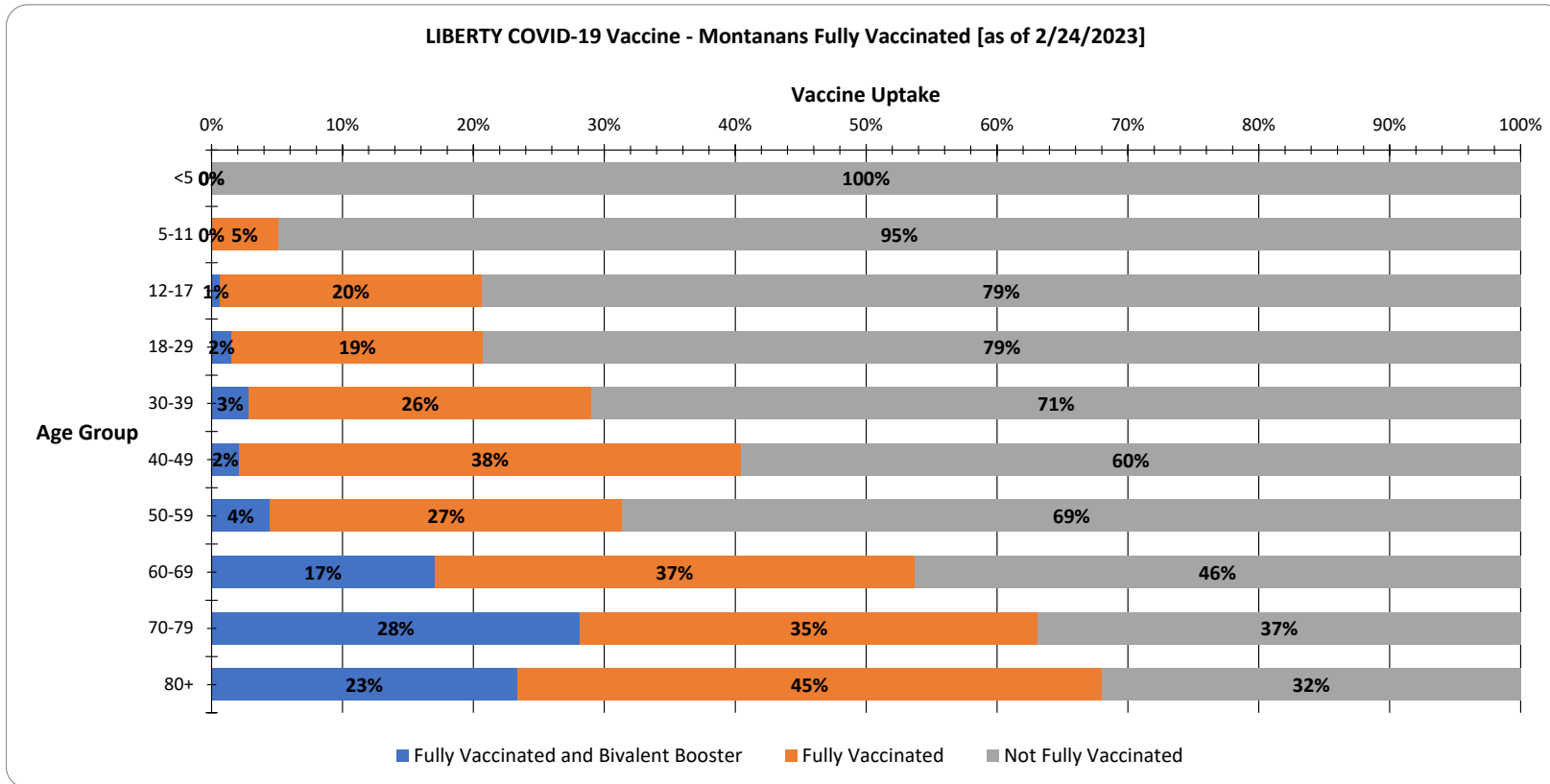
LEWIS & CLARK Vaccine Uptake for Montanans by Age Group as of 2/24/2023

Age Group	Fully Vaccinated and Bivalent Booster	Fully Vaccinated	Not Fully Vaccinated
<5	0%	5%	95%
5-11	1%	23%	76%
12-17	8%	35%	57%
18-29	5%	43%	51%
30-39	10%	44%	46%
40-49	15%	51%	34%
50-59	15%	44%	41%
60-69	29%	47%	24%
70-79	42%	58%	0%
80+	34%	66%	0%
Total	16%	43%	42%



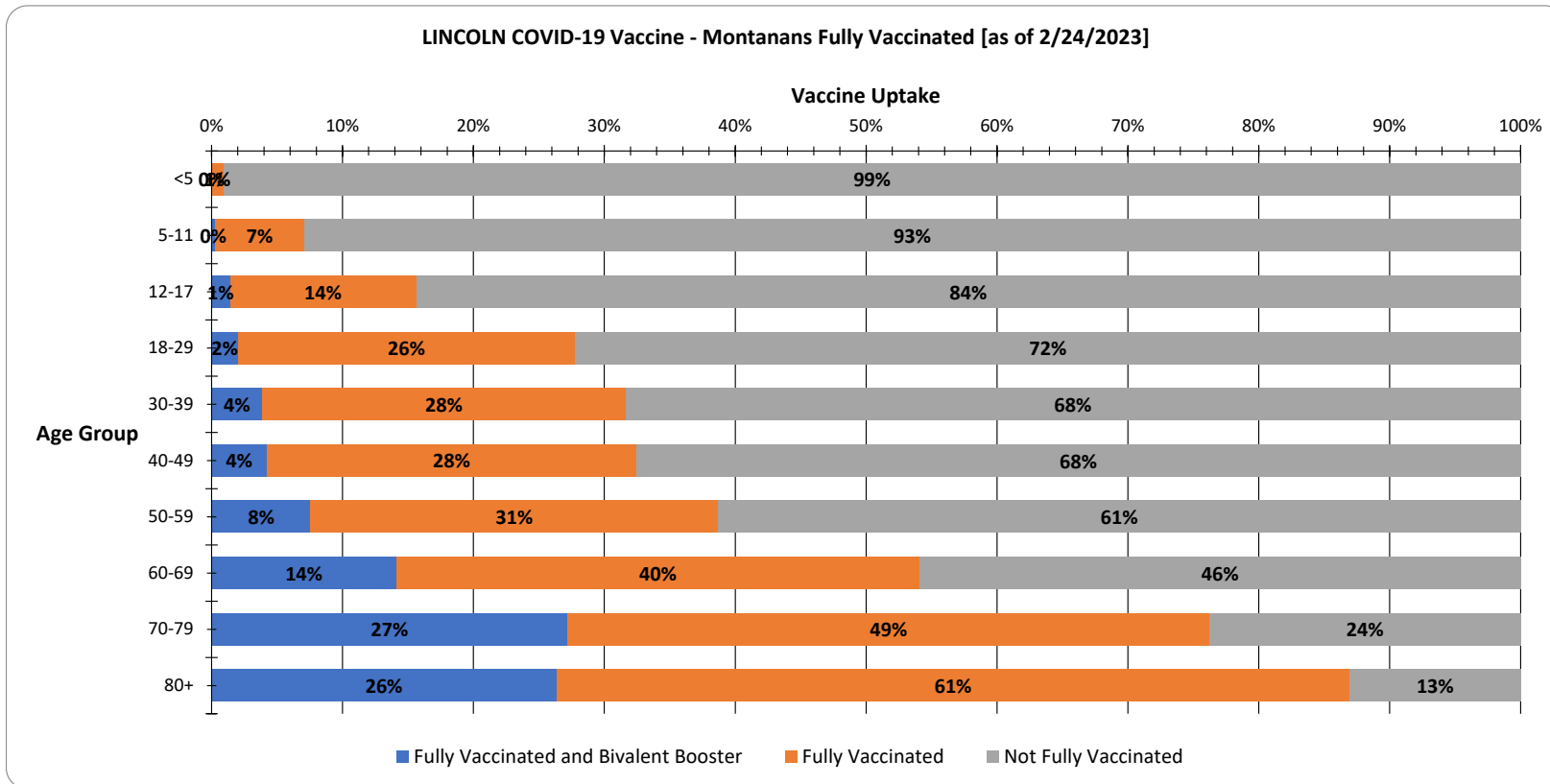
LIBERTY Vaccine Uptake for Montanans by Age Group as of 2/24/2023

Age Group	Fully Vaccinated and Bivalent Booster	Fully Vaccinated	Not Fully Vaccinated
<5	0%	0%	100%
5-11	0%	5%	95%
12-17	1%	20%	79%
18-29	2%	19%	79%
30-39	3%	26%	71%
40-49	2%	38%	60%
50-59	4%	27%	69%
60-69	17%	37%	46%
70-79	28%	35%	37%
80+	23%	45%	32%
Total	8%	27%	65%



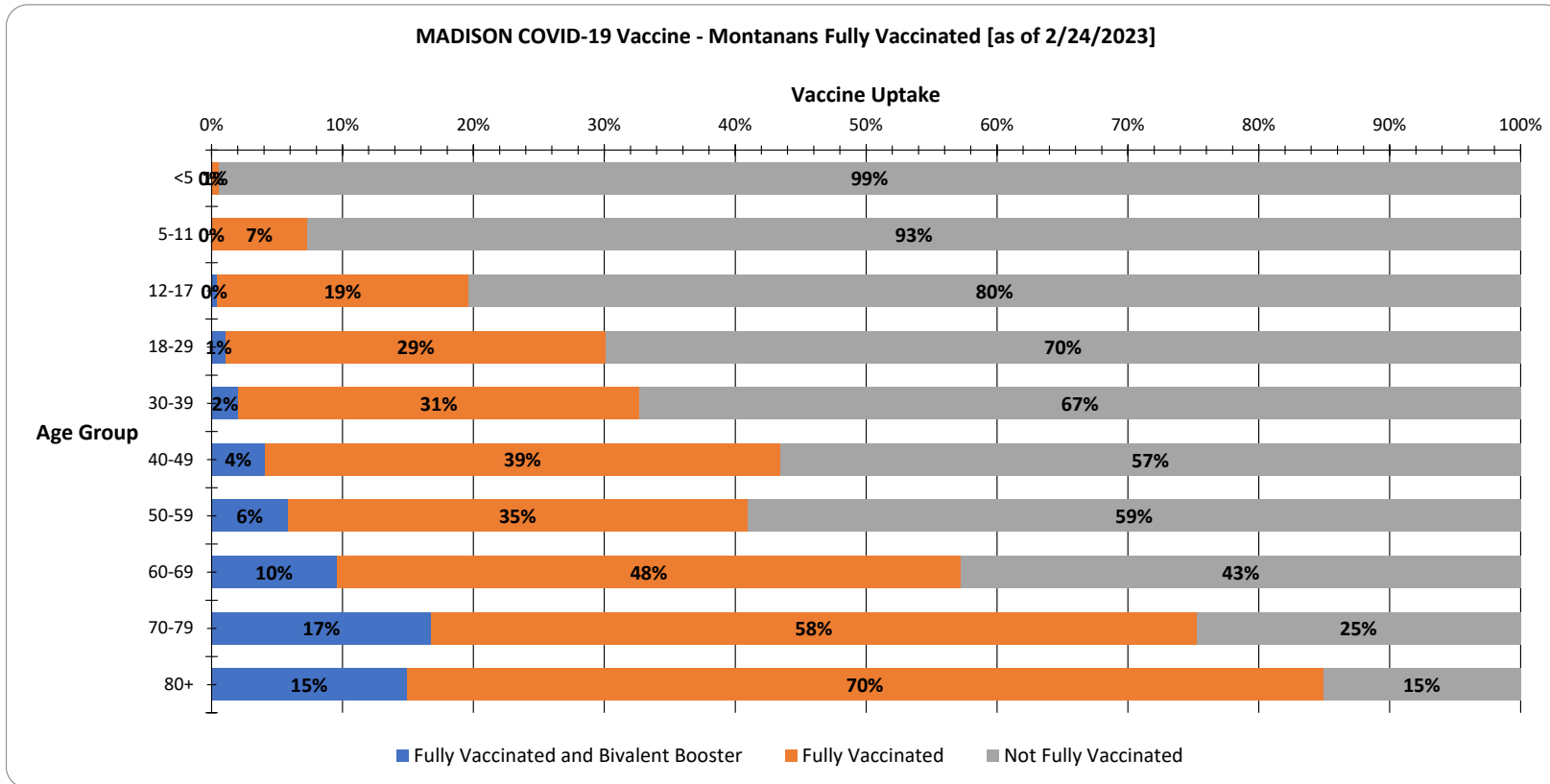
LINCOLN Vaccine Uptake for Montanans by Age Group as of 2/24/2023

Age Group	Fully Vaccinated and Bivalent Booster	Fully Vaccinated	Not Fully Vaccinated
<5	0%	1%	99%
5-11	0%	7%	93%
12-17	1%	14%	84%
18-29	2%	26%	72%
30-39	4%	28%	68%
40-49	4%	28%	68%
50-59	8%	31%	61%
60-69	14%	40%	46%
70-79	27%	49%	24%
80+	26%	61%	13%
Total	10%	32%	58%



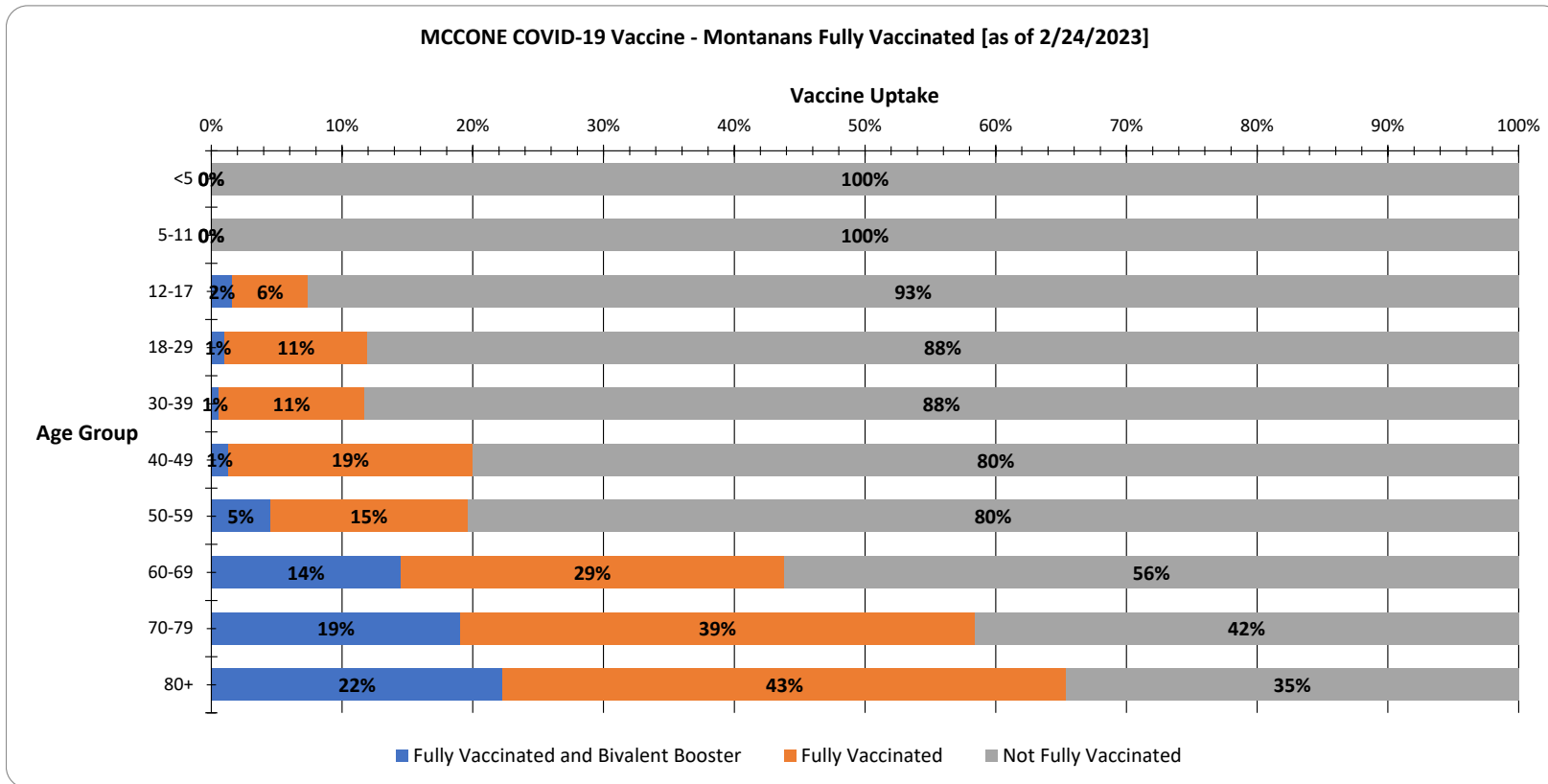
MADISON Vaccine Uptake for Montanans by Age Group as of 2/24/2023

Age Group	Fully Vaccinated and Bivalent Booster	Fully Vaccinated	Not Fully Vaccinated
<5	0%	1%	99%
5-11	0%	7%	93%
12-17	0%	19%	80%
18-29	1%	29%	70%
30-39	2%	31%	67%
40-49	4%	39%	57%
50-59	6%	35%	59%
60-69	10%	48%	43%
70-79	17%	58%	25%
80+	15%	70%	15%
Total	7%	38%	55%



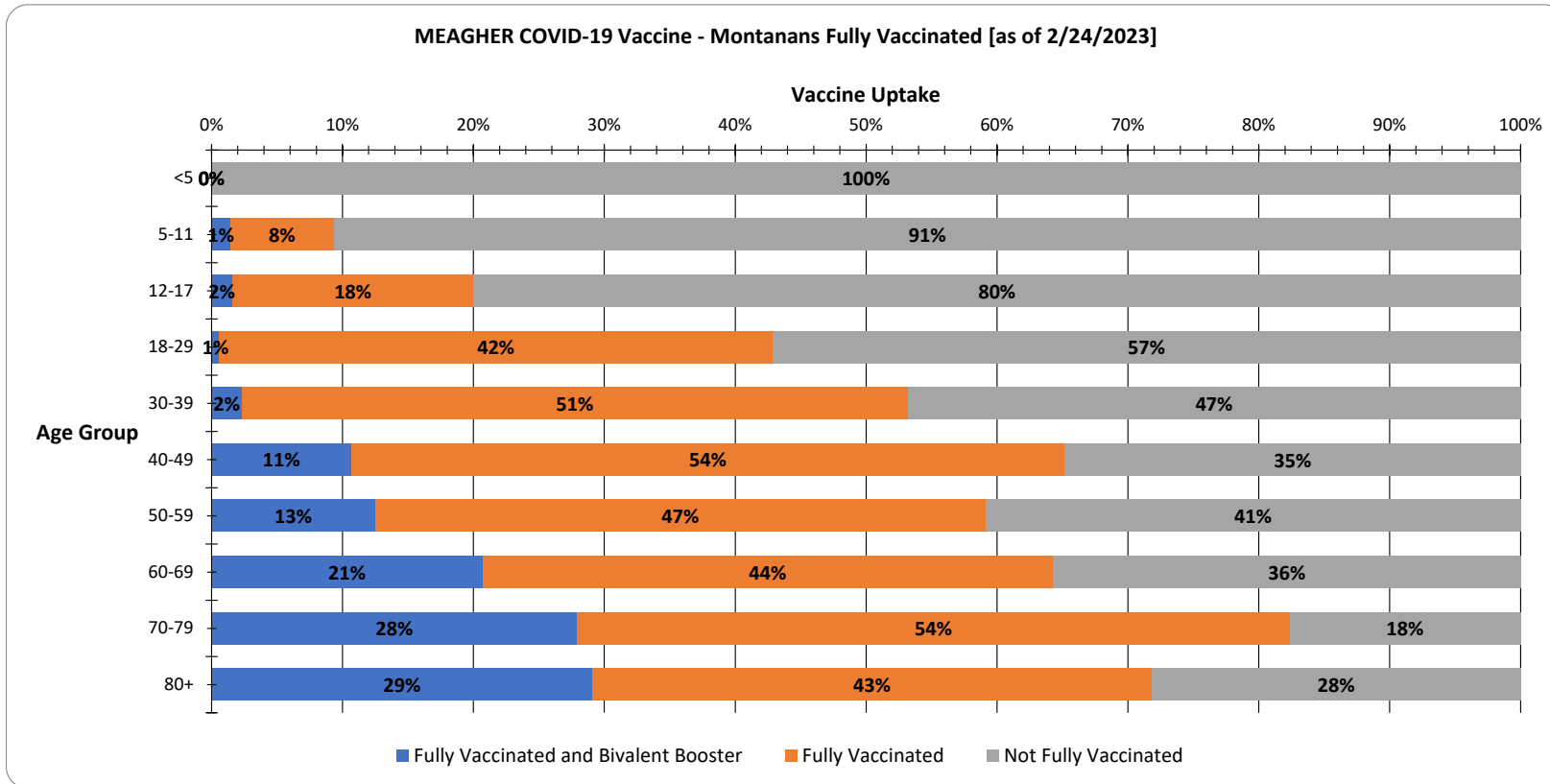
MCCONE Vaccine Uptake for Montanans by Age Group as of 2/24/2023

Age Group	Fully Vaccinated and Bivalent Booster	Fully Vaccinated	Not Fully Vaccinated
<5	0%	0%	100%
5-11	0%	0%	100%
12-17	2%	6%	93%
18-29	1%	11%	88%
30-39	1%	11%	88%
40-49	1%	19%	80%
50-59	5%	15%	80%
60-69	14%	29%	56%
70-79	19%	39%	42%
80+	22%	43%	35%
Total	7%	19%	74%



MEAGHER Vaccine Uptake for Montanans by Age Group as of 2/24/2023

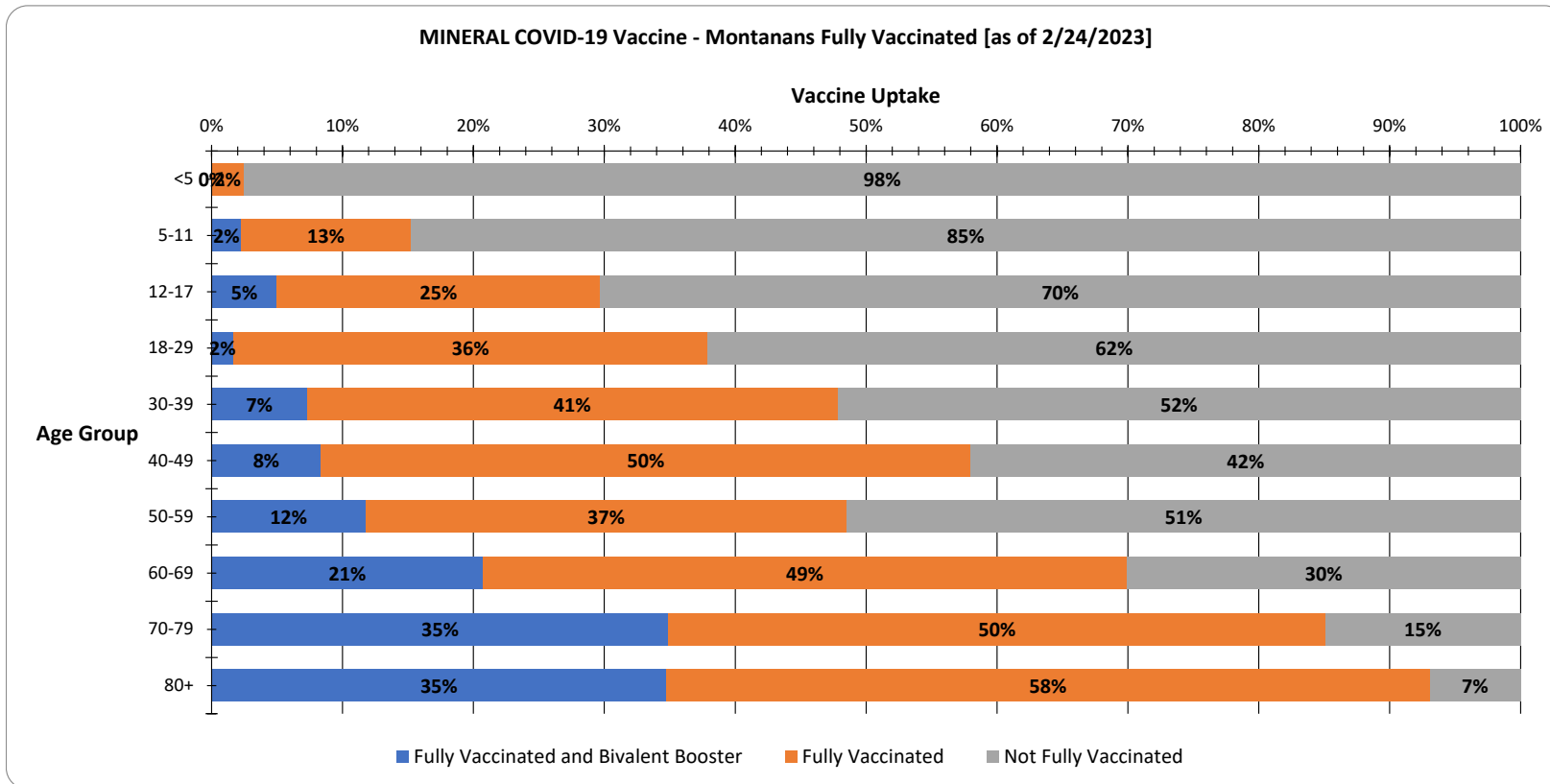
Age Group	Fully Vaccinated and Bivalent Booster	Fully Vaccinated	Not Fully Vaccinated
<5	0%	0%	100%
5-11	1%	8%	91%
12-17	2%	18%	80%
18-29	1%	42%	57%
30-39	2%	51%	47%
40-49	11%	54%	35%
50-59	13%	47%	41%
60-69	21%	44%	36%
70-79	28%	54%	18%
80+	29%	43%	28%
Total	13%	40%	47%





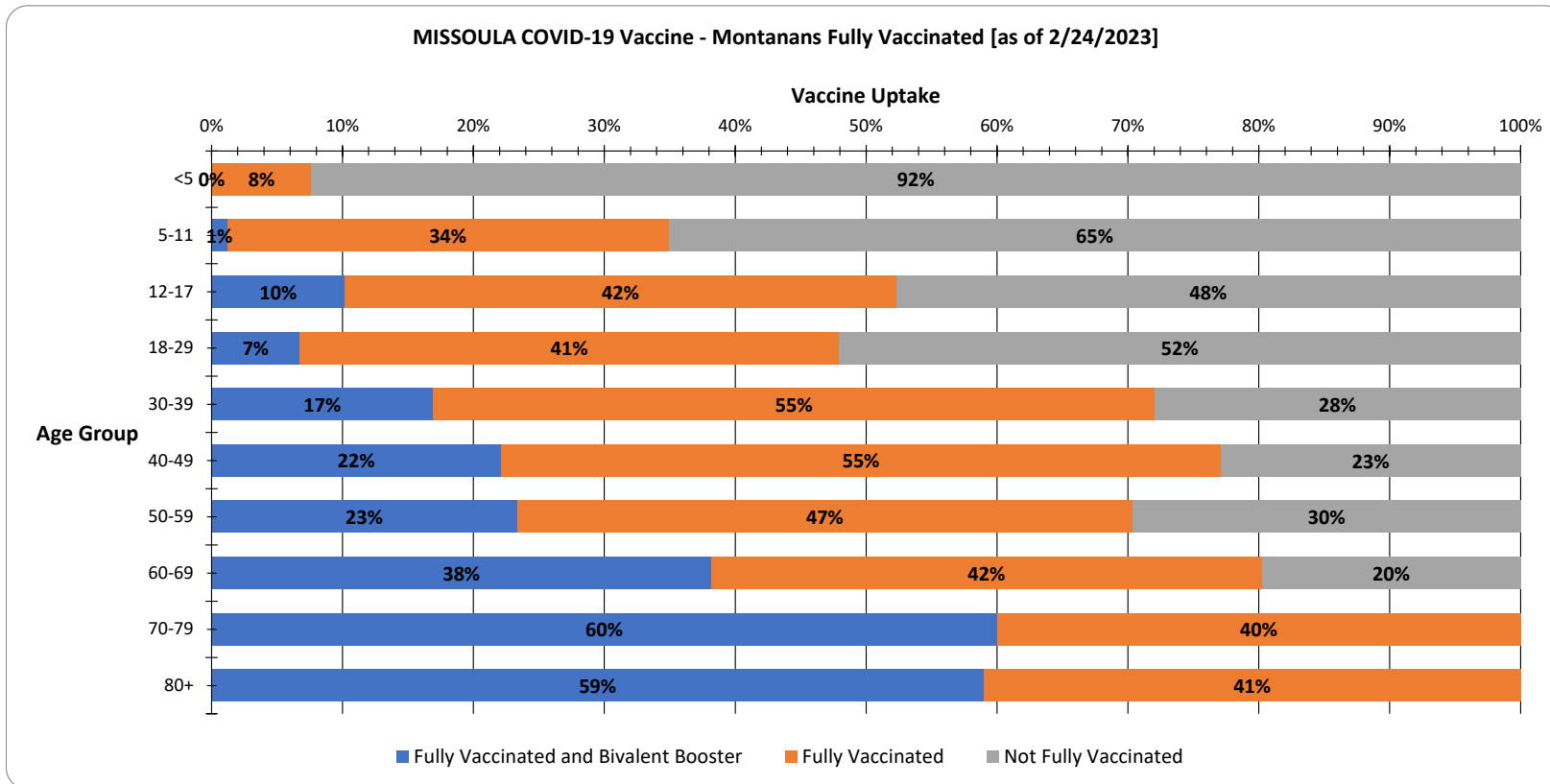
MINERAL Vaccine Uptake for Montanans by Age Group as of 2/24/2023

Age Group	Fully Vaccinated and Bivalent Booster	Fully Vaccinated	Not Fully Vaccinated
<5	0%	2%	98%
5-11	2%	13%	85%
12-17	5%	25%	70%
18-29	2%	36%	62%
30-39	7%	41%	52%
40-49	8%	50%	42%
50-59	12%	37%	51%
60-69	21%	49%	30%
70-79	35%	50%	15%
80+	35%	58%	7%
Total	15%	39%	46%



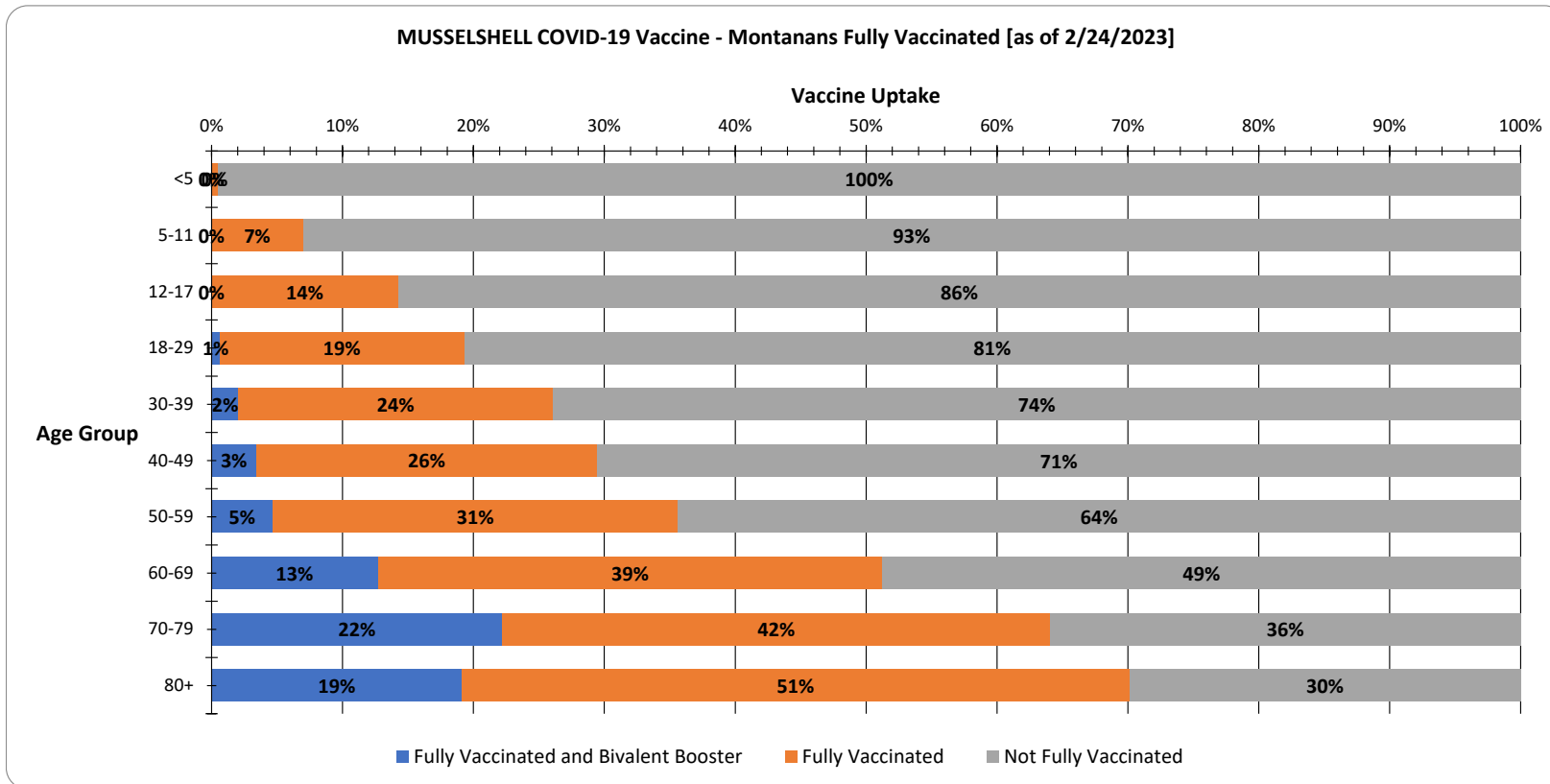
MISSOULA Vaccine Uptake for Montanans by Age Group as of 2/24/2023

Age Group	Fully Vaccinated and Bivalent Booster	Fully Vaccinated	Not Fully Vaccinated
<5	0%	8%	92%
5-11	1%	34%	65%
12-17	10%	42%	48%
18-29	7%	41%	52%
30-39	17%	55%	28%
40-49	22%	55%	23%
50-59	23%	47%	30%
60-69	38%	42%	20%
70-79	60%	40%	0%
80+	59%	41%	0%
Total	21%	44%	35%



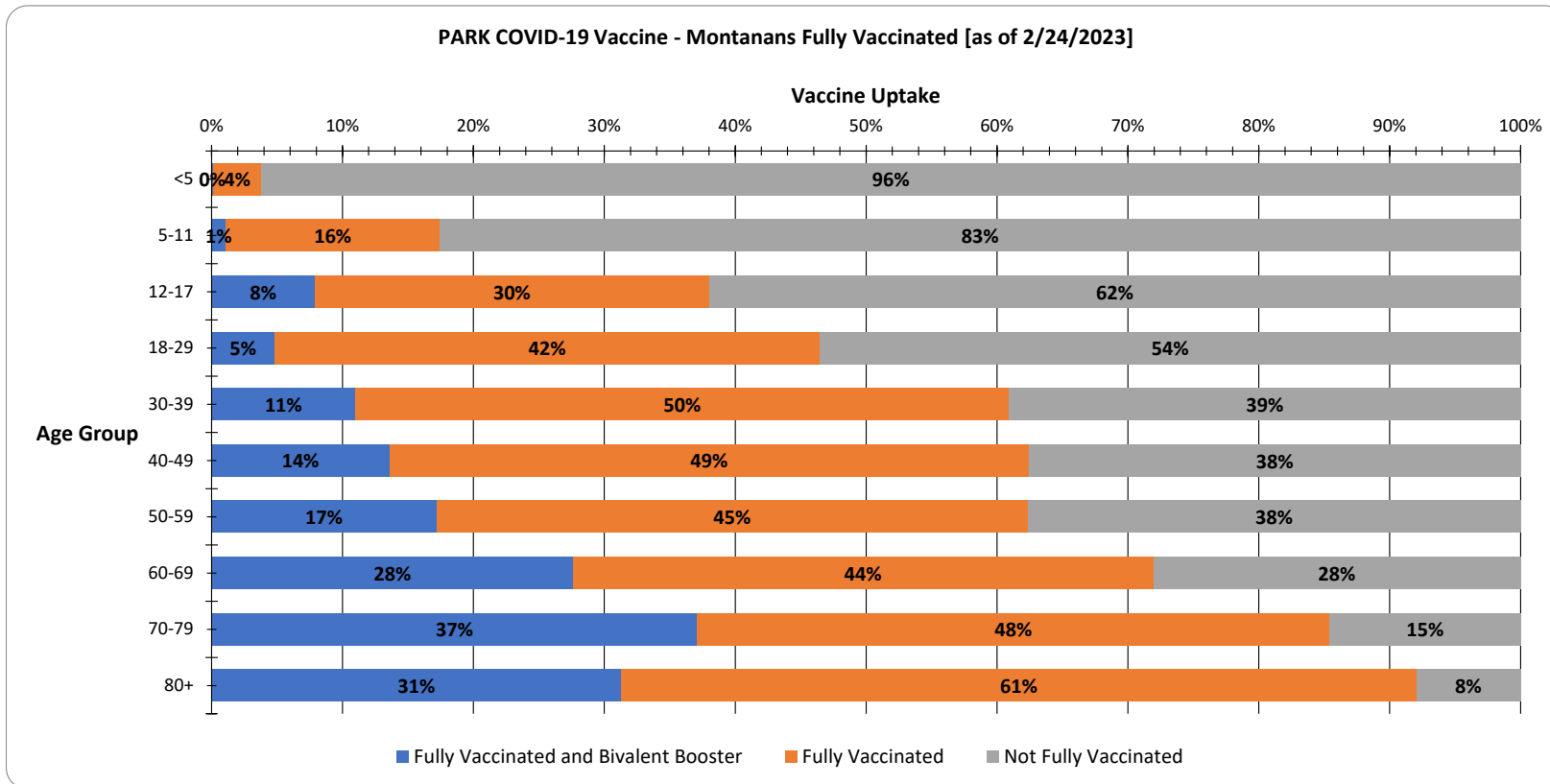
MUSSELSHELL Vaccine Uptake for Montanans by Age Group as of 2/24/2023

Age Group	Fully Vaccinated and Bivalent Booster	Fully Vaccinated	Not Fully Vaccinated
<5	0%	0%	100%
5-11	0%	7%	93%
12-17	0%	14%	86%
18-29	1%	19%	81%
30-39	2%	24%	74%
40-49	3%	26%	71%
50-59	5%	31%	64%
60-69	13%	39%	49%
70-79	22%	42%	36%
80+	19%	51%	30%
Total	8%	28%	64%



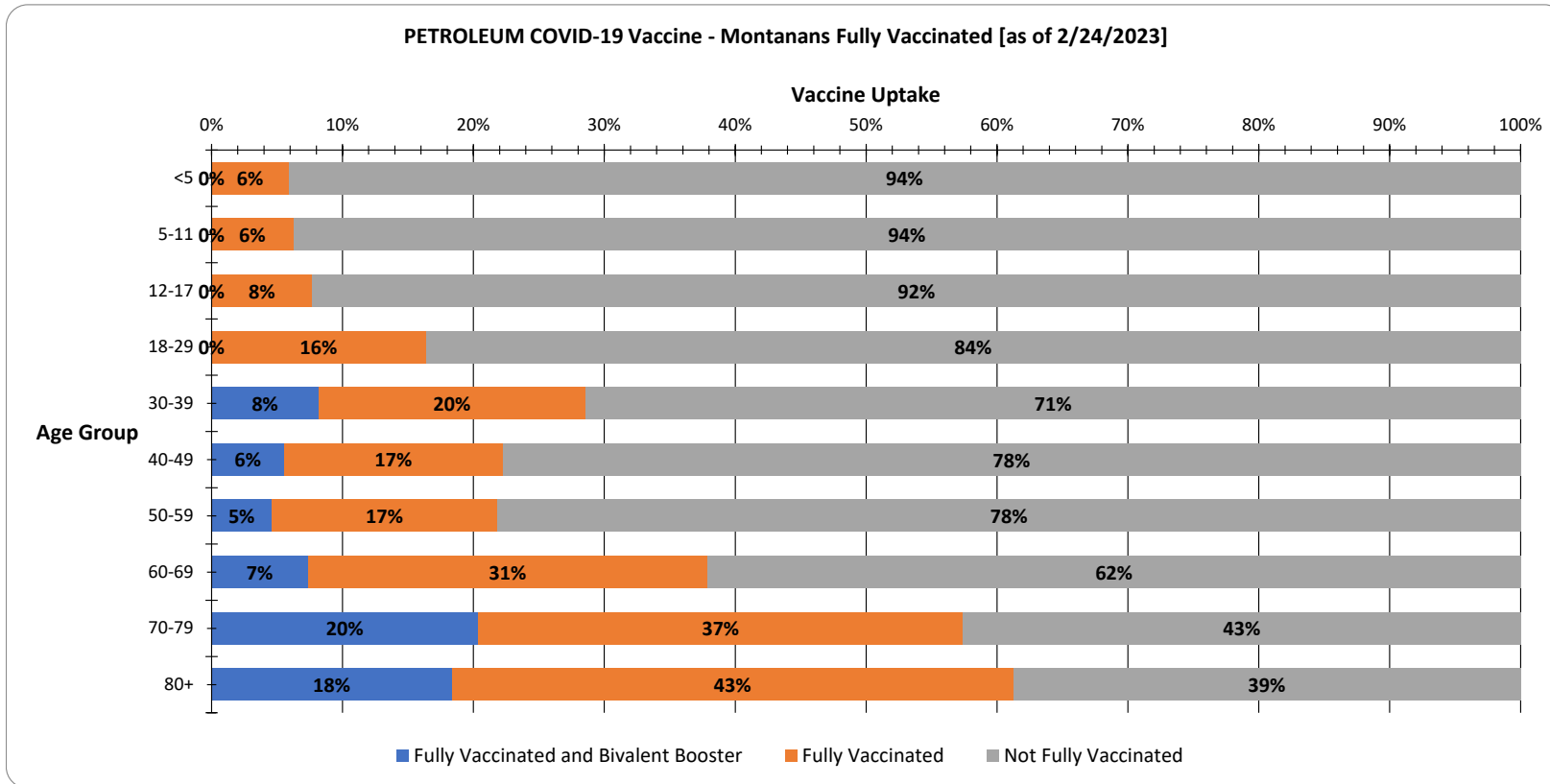
PARK Vaccine Uptake for Montanans by Age Group as of 2/24/2023

Age Group	Fully Vaccinated and Bivalent Booster	Fully Vaccinated	Not Fully Vaccinated
<5	0%	4%	96%
5-11	1%	16%	83%
12-17	8%	30%	62%
18-29	5%	42%	54%
30-39	11%	50%	39%
40-49	14%	49%	38%
50-59	17%	45%	38%
60-69	28%	44%	28%
70-79	37%	48%	15%
80+	31%	61%	8%
Total	17%	42%	41%



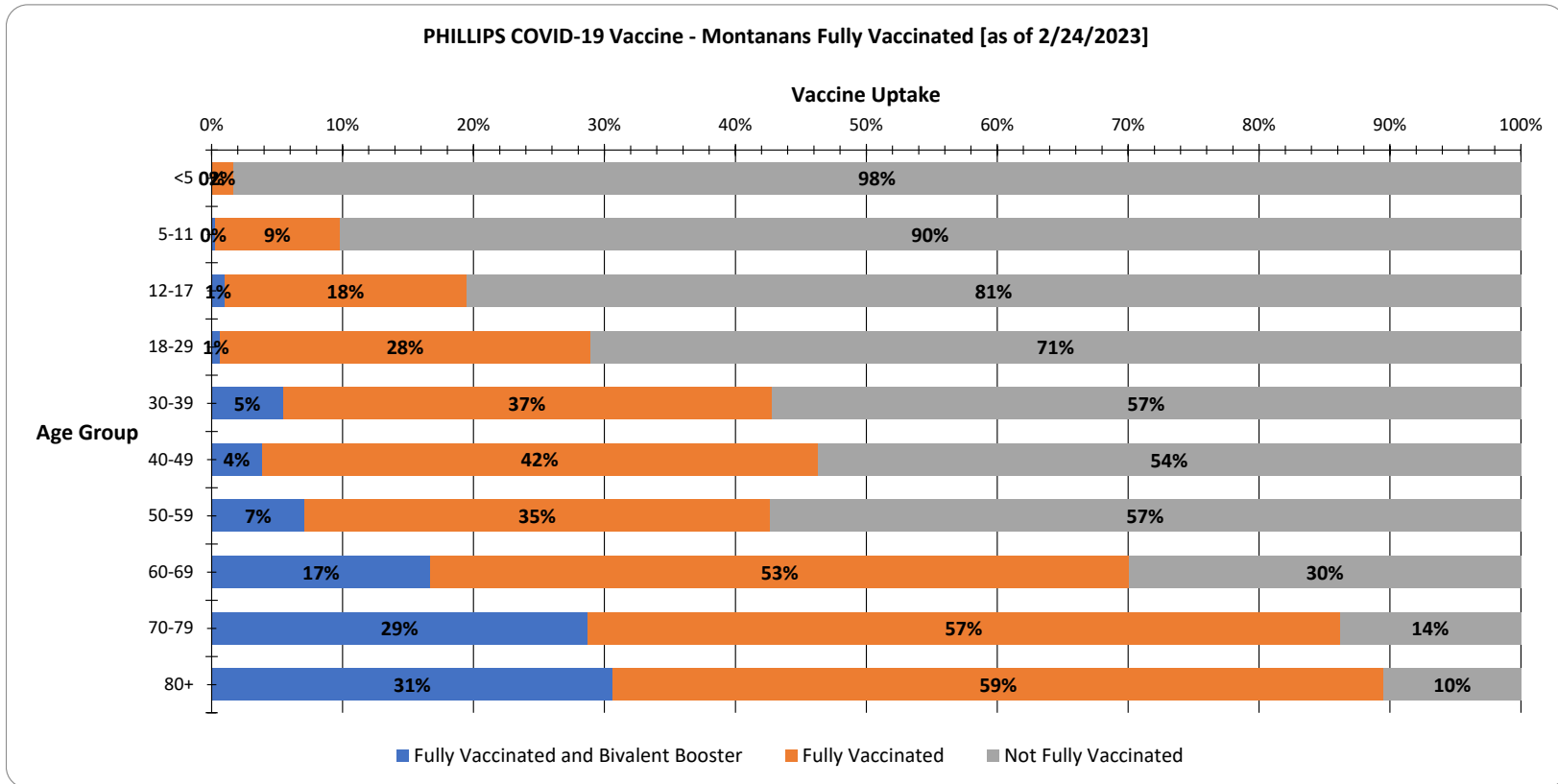
PETROLEUM Vaccine Uptake for Montanans by Age Group as of 2/24/2023

Age Group	Fully Vaccinated and Bivalent Booster	Fully Vaccinated	Not Fully Vaccinated
<5	0%	6%	94%
5-11	0%	6%	94%
12-17	0%	8%	92%
18-29	0%	16%	84%
30-39	8%	20%	71%
40-49	6%	17%	78%
50-59	5%	17%	78%
60-69	7%	31%	62%
70-79	20%	37%	43%
80+	18%	43%	39%
Total	7%	23%	70%



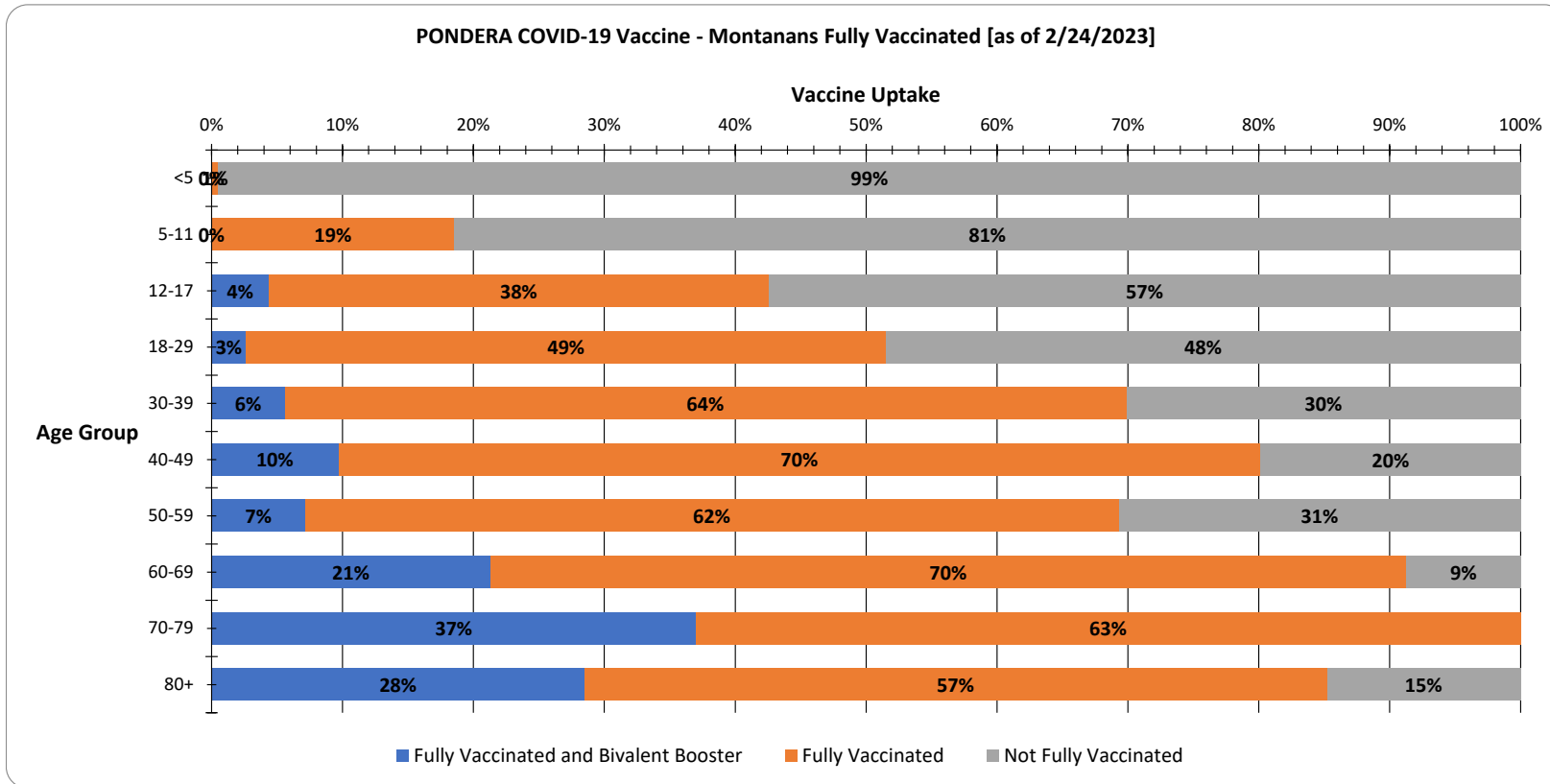
PHILLIPS Vaccine Uptake for Montanans by Age Group as of 2/24/2023

Age Group	Fully Vaccinated and Bivalent Booster	Fully Vaccinated	Not Fully Vaccinated
<5	0%	2%	98%
5-11	0%	9%	90%
12-17	1%	18%	81%
18-29	1%	28%	71%
30-39	5%	37%	57%
40-49	4%	42%	54%
50-59	7%	35%	57%
60-69	17%	53%	30%
70-79	29%	57%	14%
80+	31%	59%	10%
Total	10%	36%	54%



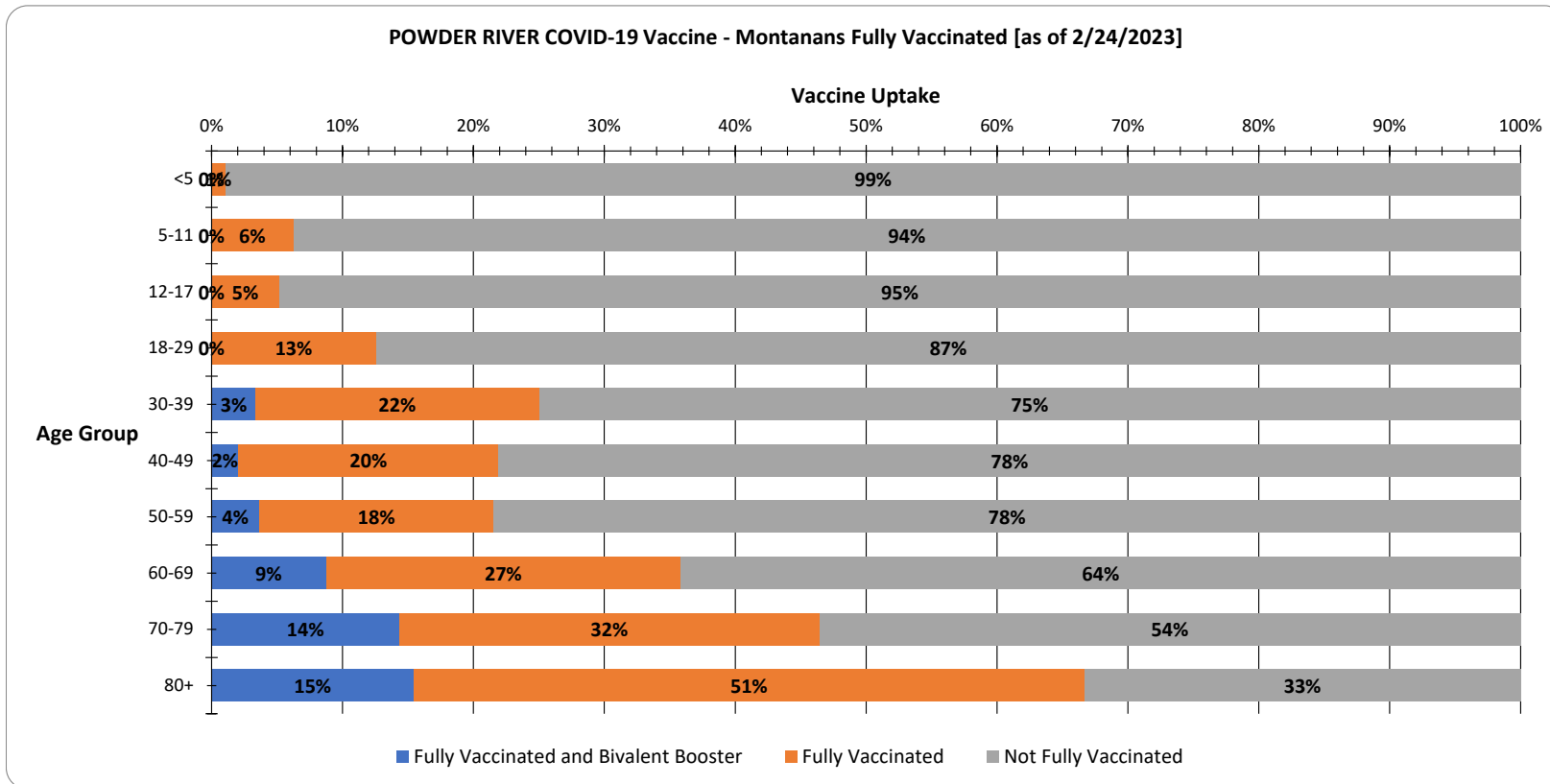
PONDERA Vaccine Uptake for Montanans by Age Group as of 2/24/2023

Age Group	Fully Vaccinated and Bivalent Booster	Fully Vaccinated	Not Fully Vaccinated
<5	0%	1%	99%
5-11	0%	19%	81%
12-17	4%	38%	57%
18-29	3%	49%	48%
30-39	6%	64%	30%
40-49	10%	70%	20%
50-59	7%	62%	31%
60-69	21%	70%	9%
70-79	37%	63%	0%
80+	28%	57%	15%
Total	11%	53%	36%



POWDER RIVER Vaccine Uptake for Montanans by Age Group as of 2/24/2023

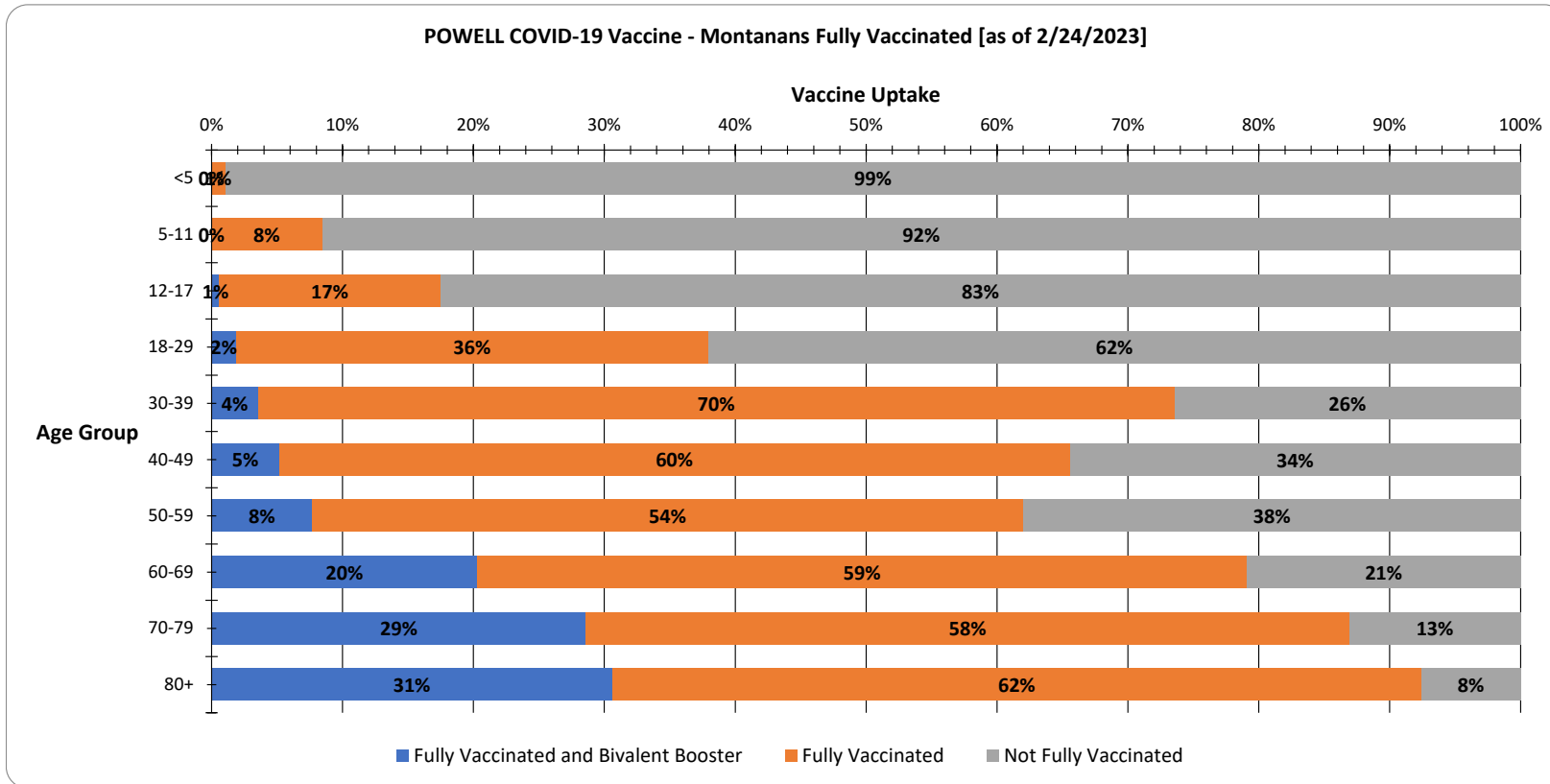
Age Group	Fully Vaccinated and Bivalent Booster	Fully Vaccinated	Not Fully Vaccinated
<5	0%	1%	99%
5-11	0%	6%	94%
12-17	0%	5%	95%
18-29	0%	13%	87%
30-39	3%	22%	75%
40-49	2%	20%	78%
50-59	4%	18%	78%
60-69	9%	27%	64%
70-79	14%	32%	54%
80+	15%	51%	33%
Total	6%	22%	73%





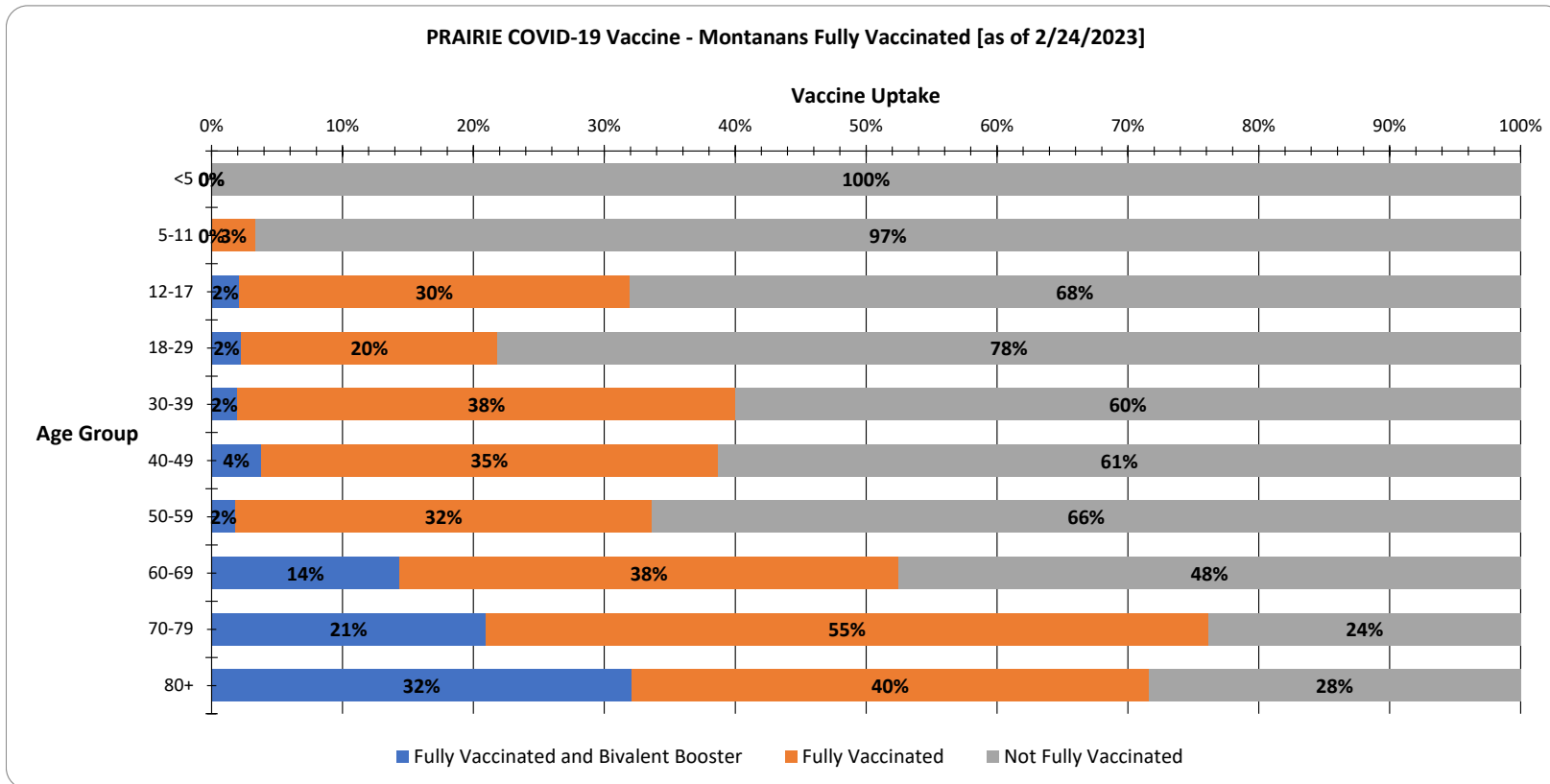
POWELL Vaccine Uptake for Montanans by Age Group as of 2/24/2023

Age Group	Fully Vaccinated and Bivalent Booster	Fully Vaccinated	Not Fully Vaccinated
<5	0%	1%	99%
5-11	0%	8%	92%
12-17	1%	17%	83%
18-29	2%	36%	62%
30-39	4%	70%	26%
40-49	5%	60%	34%
50-59	8%	54%	38%
60-69	20%	59%	21%
70-79	29%	58%	13%
80+	31%	62%	8%
Total	10%	49%	41%



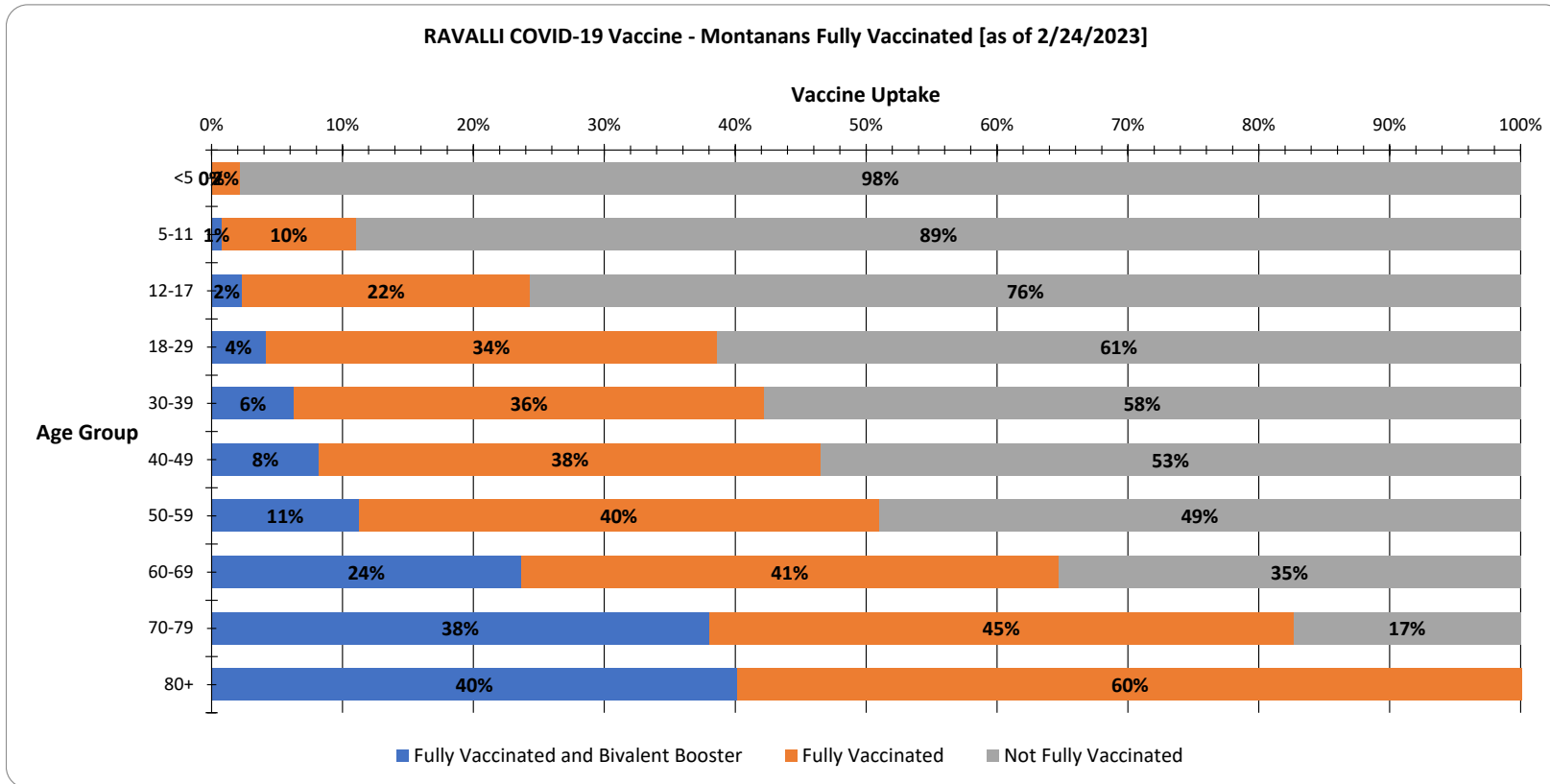
PRAIRIE Vaccine Uptake for Montanans by Age Group as of 2/24/2023

Age Group	Fully Vaccinated and Bivalent Booster	Fully Vaccinated	Not Fully Vaccinated
<5	0%	0%	100%
5-11	0%	3%	97%
12-17	2%	30%	68%
18-29	2%	20%	78%
30-39	2%	38%	60%
40-49	4%	35%	61%
50-59	2%	32%	66%
60-69	14%	38%	48%
70-79	21%	55%	24%
80+	32%	40%	28%
Total	10%	33%	58%



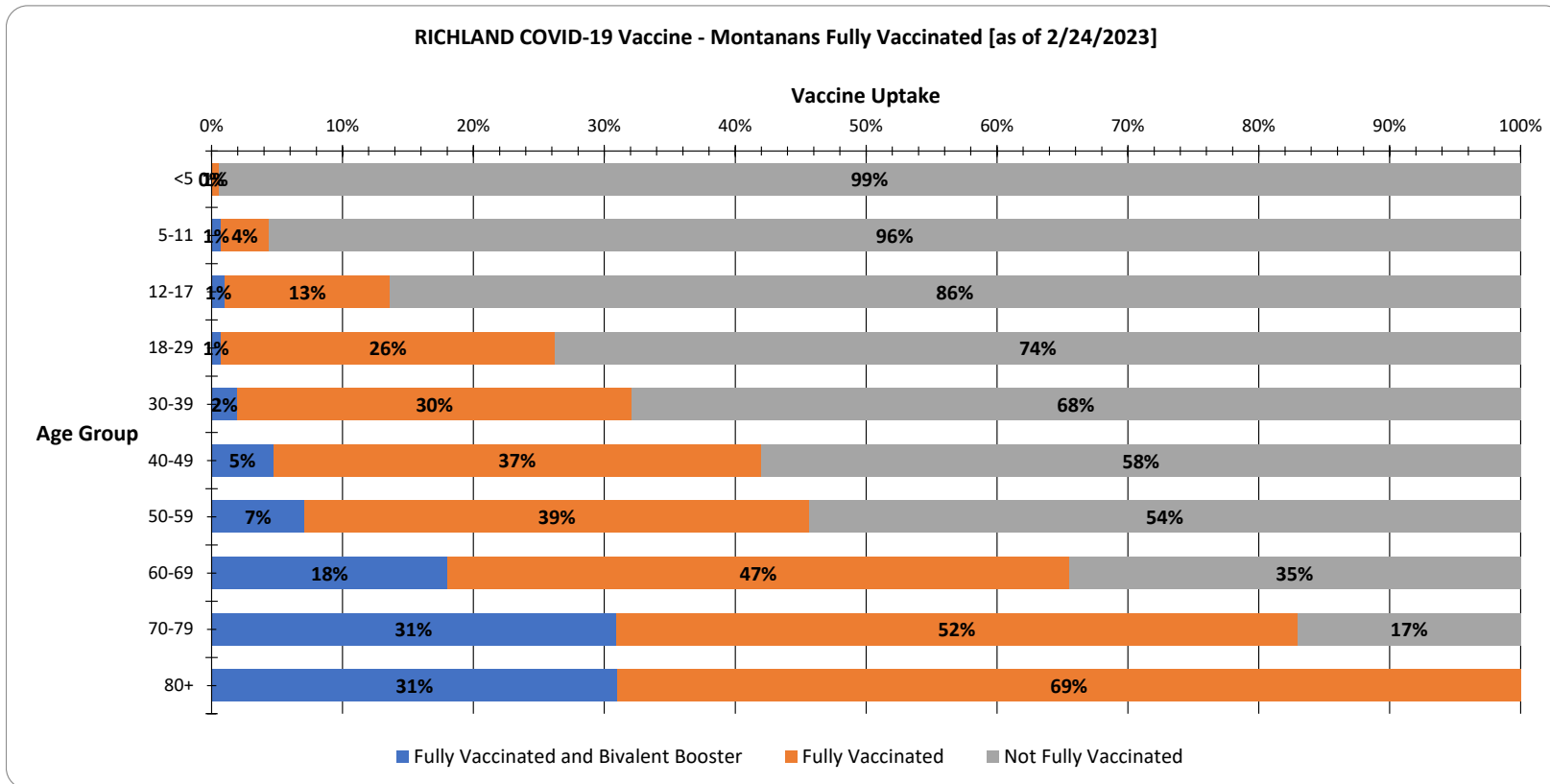
RAVALLI Vaccine Uptake for Montanans by Age Group as of 2/24/2023

Age Group	Fully Vaccinated and Bivalent Booster	Fully Vaccinated	Not Fully Vaccinated
<5	0%	2%	98%
5-11	1%	10%	89%
12-17	2%	22%	76%
18-29	4%	34%	61%
30-39	6%	36%	58%
40-49	8%	38%	53%
50-59	11%	40%	49%
60-69	24%	41%	35%
70-79	38%	45%	17%
80+	40%	60%	0%
Total	15%	36%	49%



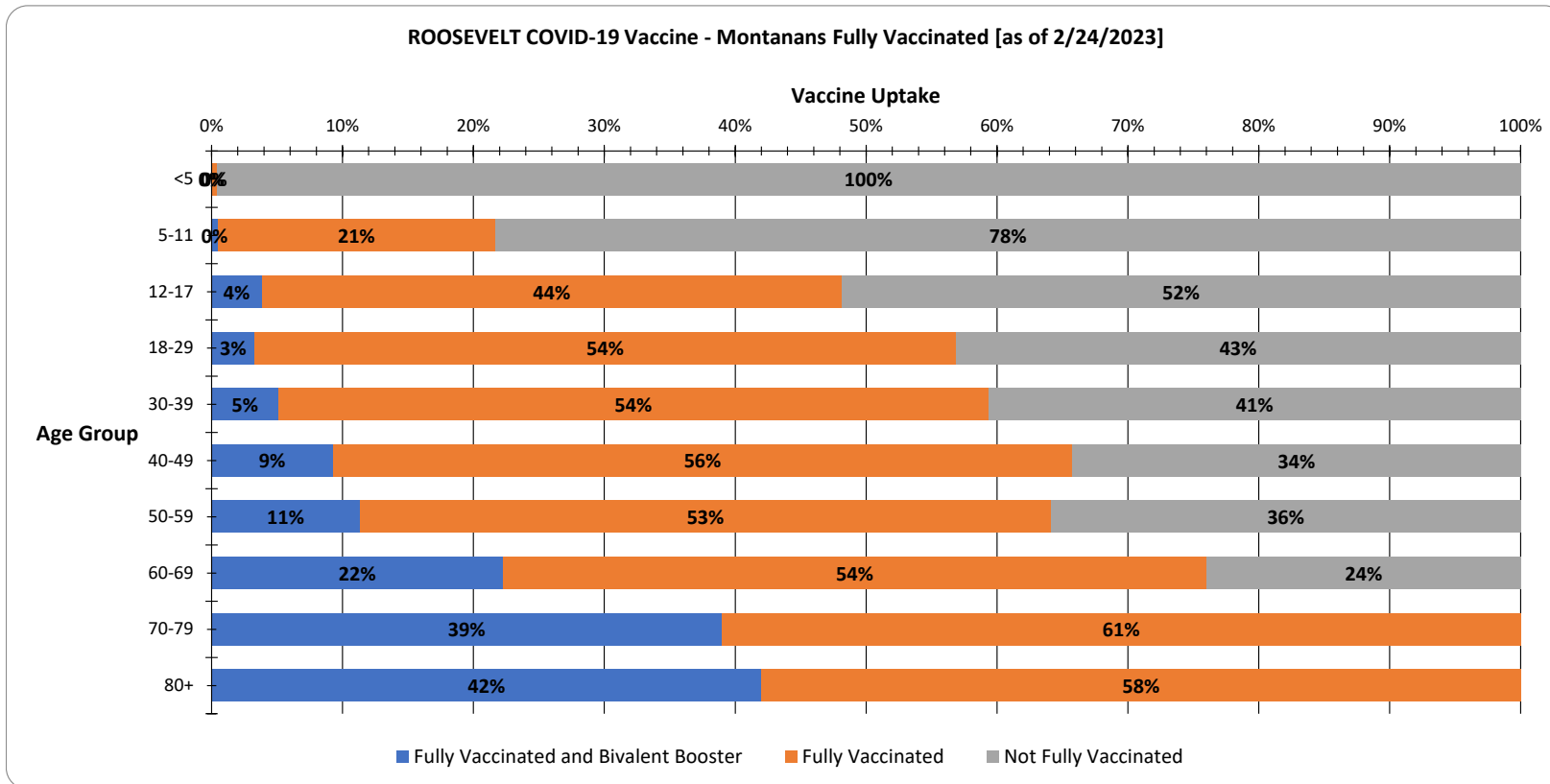
RICHLAND Vaccine Uptake for Montanans by Age Group as of 2/24/2023

Age Group	Fully Vaccinated and Bivalent Booster	Fully Vaccinated	Not Fully Vaccinated
<5	0%	1%	99%
5-11	1%	4%	96%
12-17	1%	13%	86%
18-29	1%	26%	74%
30-39	2%	30%	68%
40-49	5%	37%	58%
50-59	7%	39%	54%
60-69	18%	47%	35%
70-79	31%	52%	17%
80+	31%	69%	0%
Total	7%	30%	62%



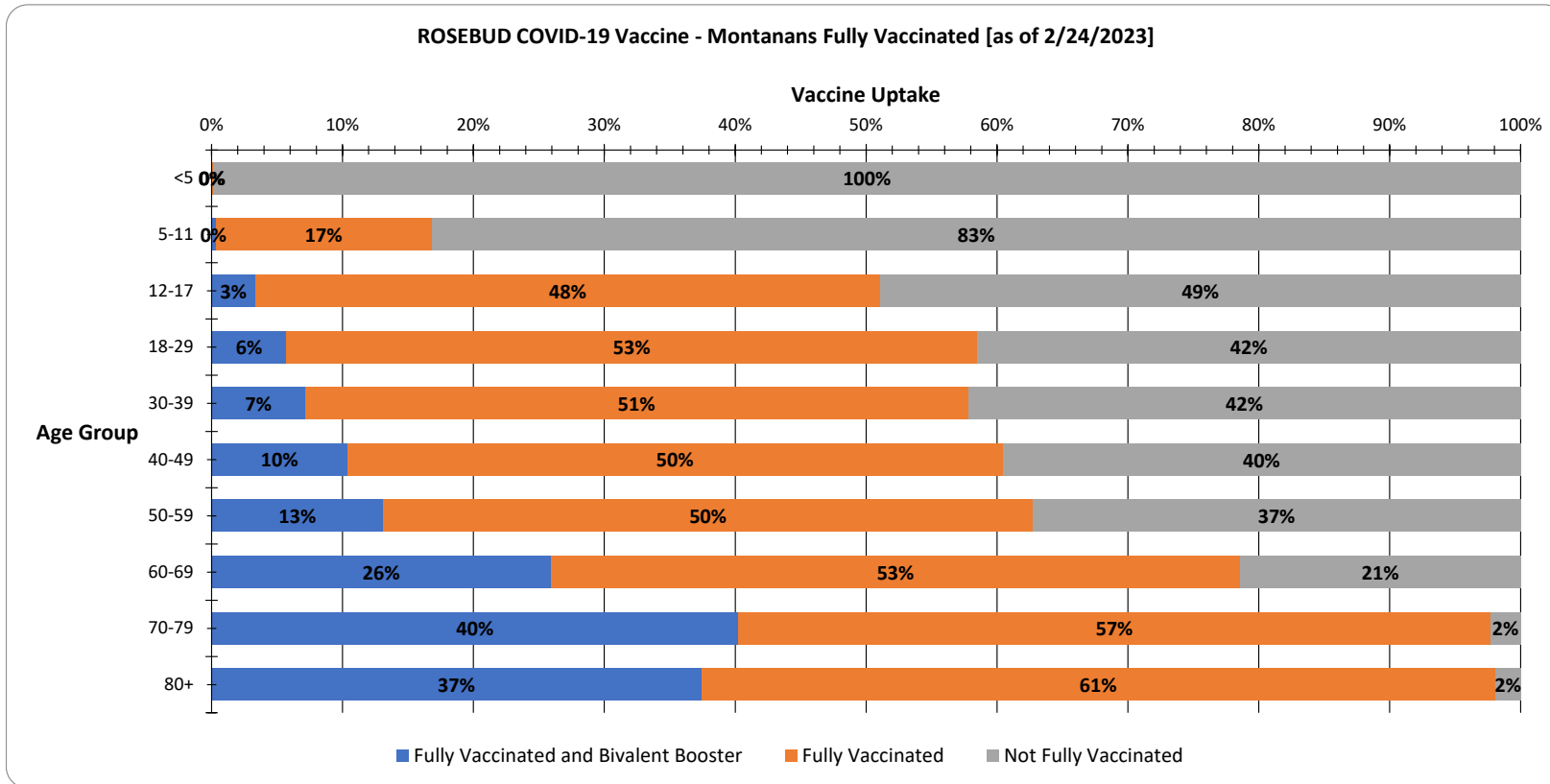
ROOSEVELT Vaccine Uptake for Montanans by Age Group as of 2/24/2023

Age Group	Fully Vaccinated and Bivalent Booster	Fully Vaccinated	Not Fully Vaccinated
<5	0%	0%	100%
5-11	0%	21%	78%
12-17	4%	44%	52%
18-29	3%	54%	43%
30-39	5%	54%	41%
40-49	9%	56%	34%
50-59	11%	53%	36%
60-69	22%	54%	24%
70-79	39%	61%	0%
80+	42%	58%	0%
Total	9%	44%	47%



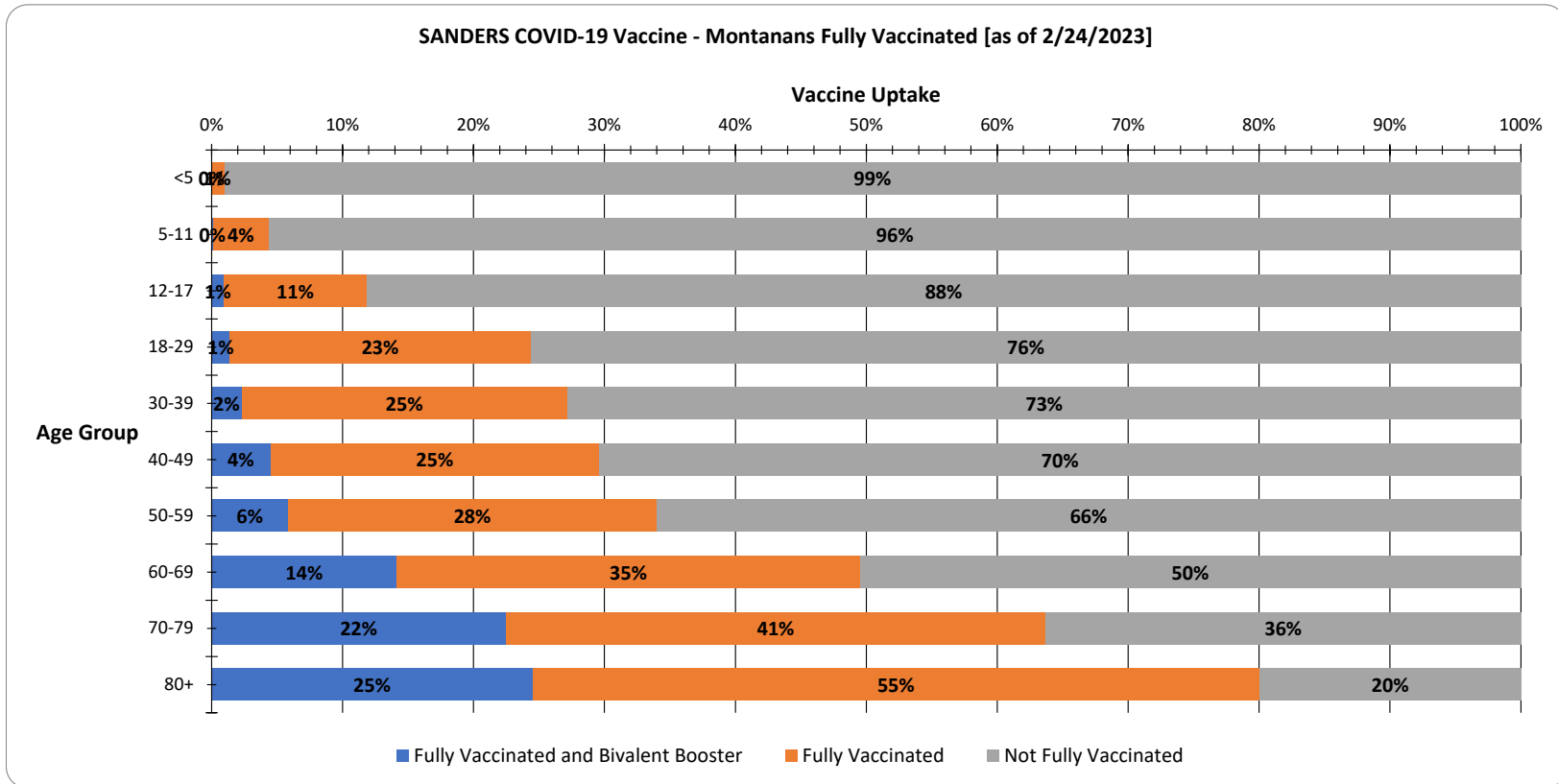
ROSEBUD Vaccine Uptake for Montanans by Age Group as of 2/24/2023

Age Group	Fully Vaccinated and Bivalent Booster	Fully Vaccinated	Not Fully Vaccinated
<5	0%	0%	100%
5-11	0%	17%	83%
12-17	3%	48%	49%
18-29	6%	53%	42%
30-39	7%	51%	42%
40-49	10%	50%	40%
50-59	13%	50%	37%
60-69	26%	53%	21%
70-79	40%	57%	2%
80+	37%	61%	2%
Total	12%	44%	44%



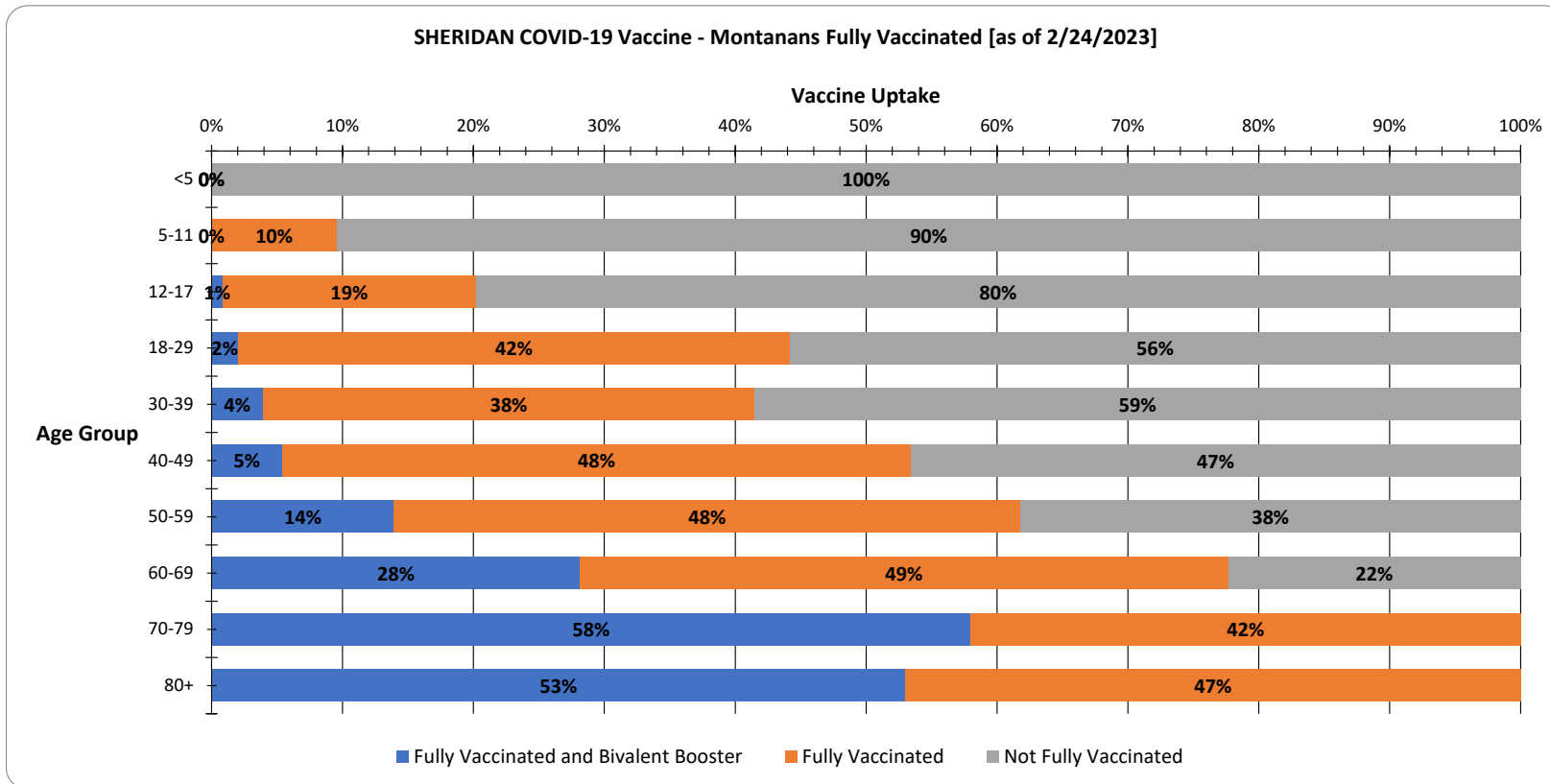
SANDERS Vaccine Uptake for Montanans by Age Group as of 2/24/2023

Age Group	Fully Vaccinated and Bivalent Booster	Fully Vaccinated	Not Fully Vaccinated
<5	0%	1%	99%
5-11	0%	4%	96%
12-17	1%	11%	88%
18-29	1%	23%	76%
30-39	2%	25%	73%
40-49	4%	25%	70%
50-59	6%	28%	66%
60-69	14%	35%	50%
70-79	22%	41%	36%
80+	25%	55%	20%
Total	10%	29%	62%



SHERIDAN Vaccine Uptake for Montanans by Age Group as of 2/24/2023

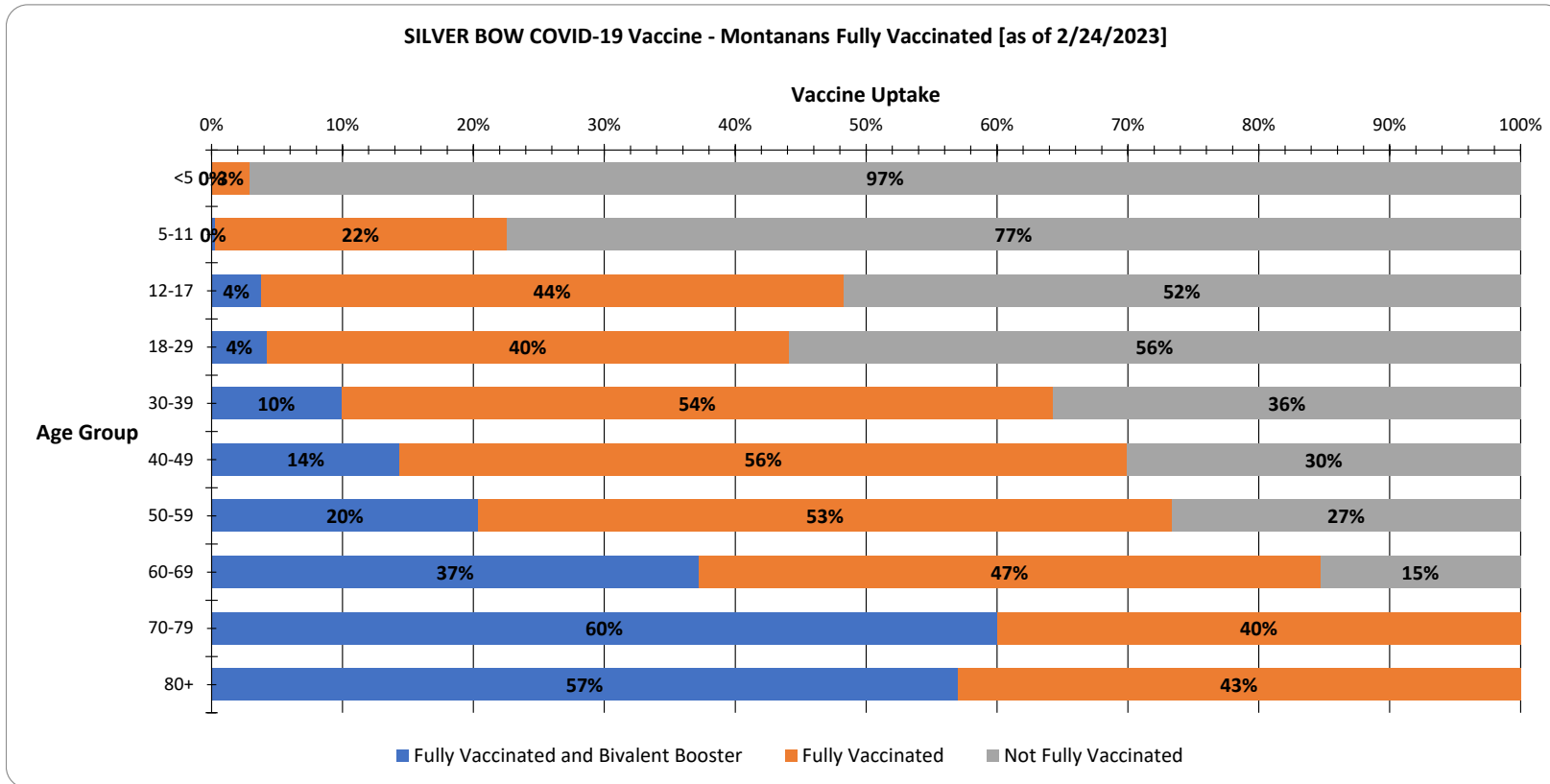
Age Group	Fully Vaccinated and Bivalent Booster	Fully Vaccinated	Not Fully Vaccinated
<5	0%	0%	100%
5-11	0%	10%	90%
12-17	1%	19%	80%
18-29	2%	42%	56%
30-39	4%	38%	59%
40-49	5%	48%	47%
50-59	14%	48%	38%
60-69	28%	49%	22%
70-79	58%	42%	0%
80+	53%	47%	0%
Total	17%	40%	43%





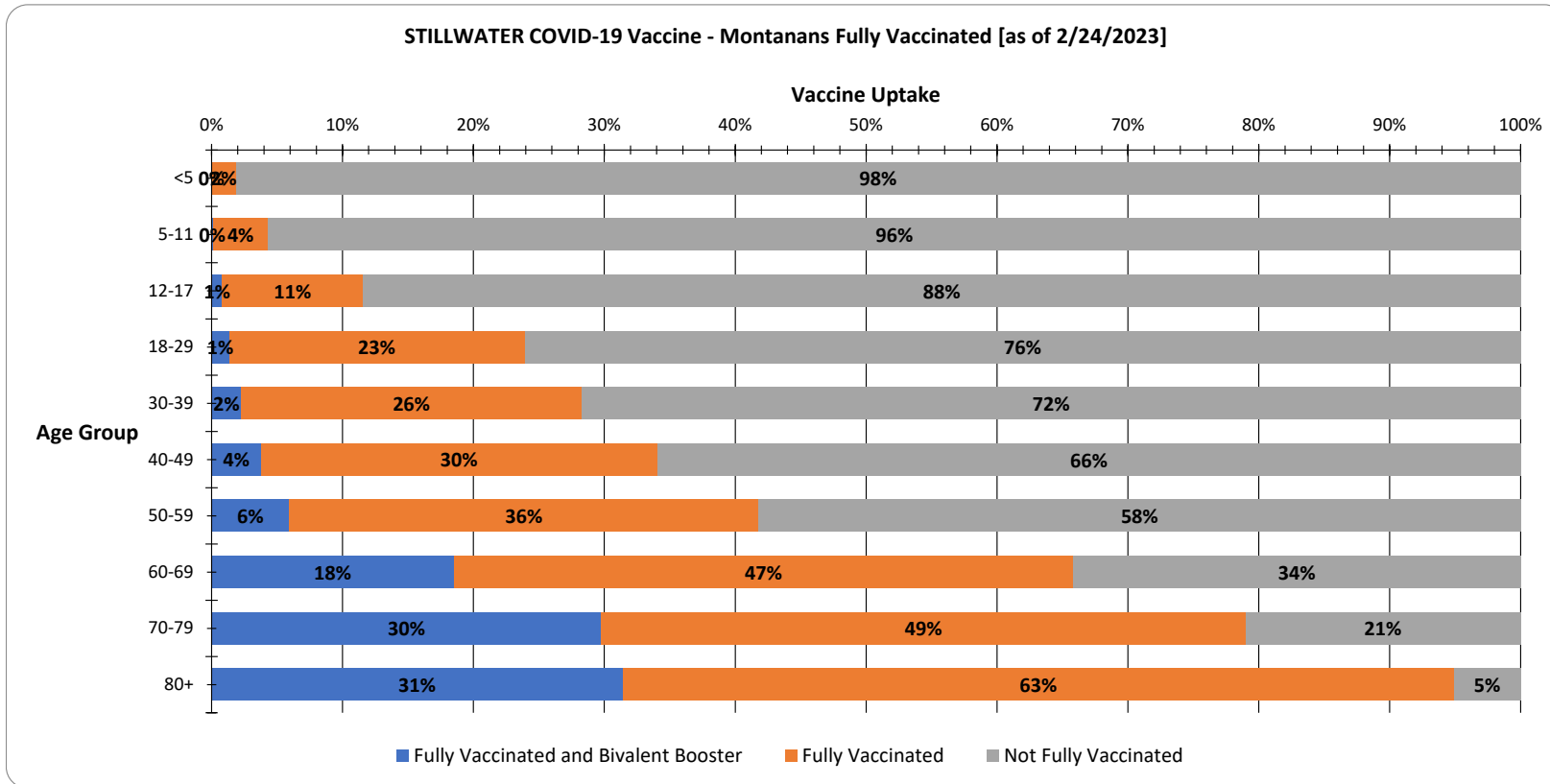
SILVER BOW Vaccine Uptake for Montanans by Age Group as of 2/24/2023

Age Group	Fully Vaccinated and Bivalent Booster	Fully Vaccinated	Not Fully Vaccinated
<5	0%	3%	97%
5-11	0%	22%	77%
12-17	4%	44%	52%
18-29	4%	40%	56%
30-39	10%	54%	36%
40-49	14%	56%	30%
50-59	20%	53%	27%
60-69	37%	47%	15%
70-79	60%	40%	0%
80+	57%	43%	0%
Total	19%	44%	37%



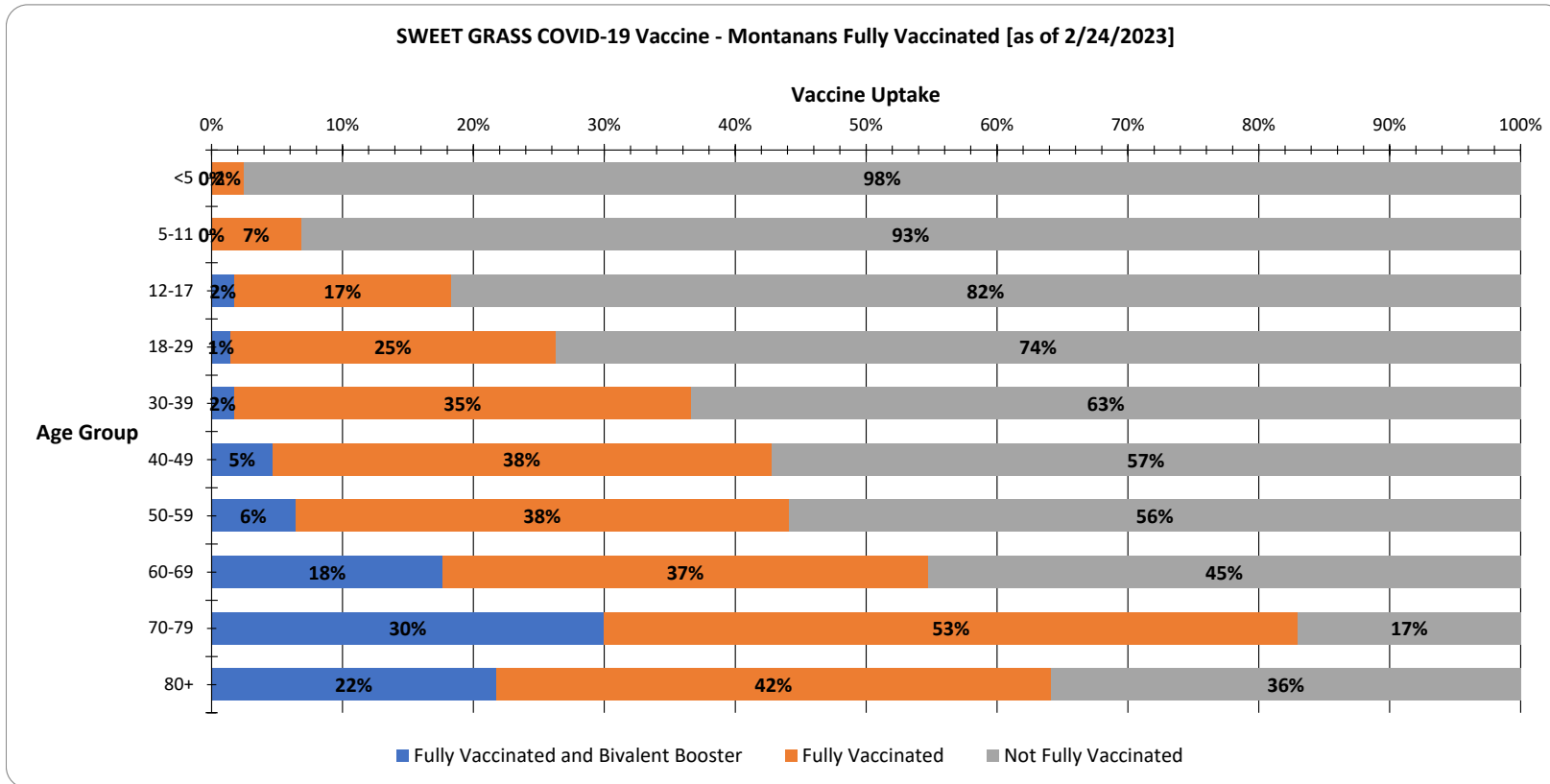
STILLWATER Vaccine Uptake for Montanans by Age Group as of 2/24/2023

Age Group	Fully Vaccinated and Bivalent Booster	Fully Vaccinated	Not Fully Vaccinated
<5	0%	2%	98%
5-11	0%	4%	96%
12-17	1%	11%	88%
18-29	1%	23%	76%
30-39	2%	26%	72%
40-49	4%	30%	66%
50-59	6%	36%	58%
60-69	18%	47%	34%
70-79	30%	49%	21%
80+	31%	63%	5%
Total	10%	31%	59%



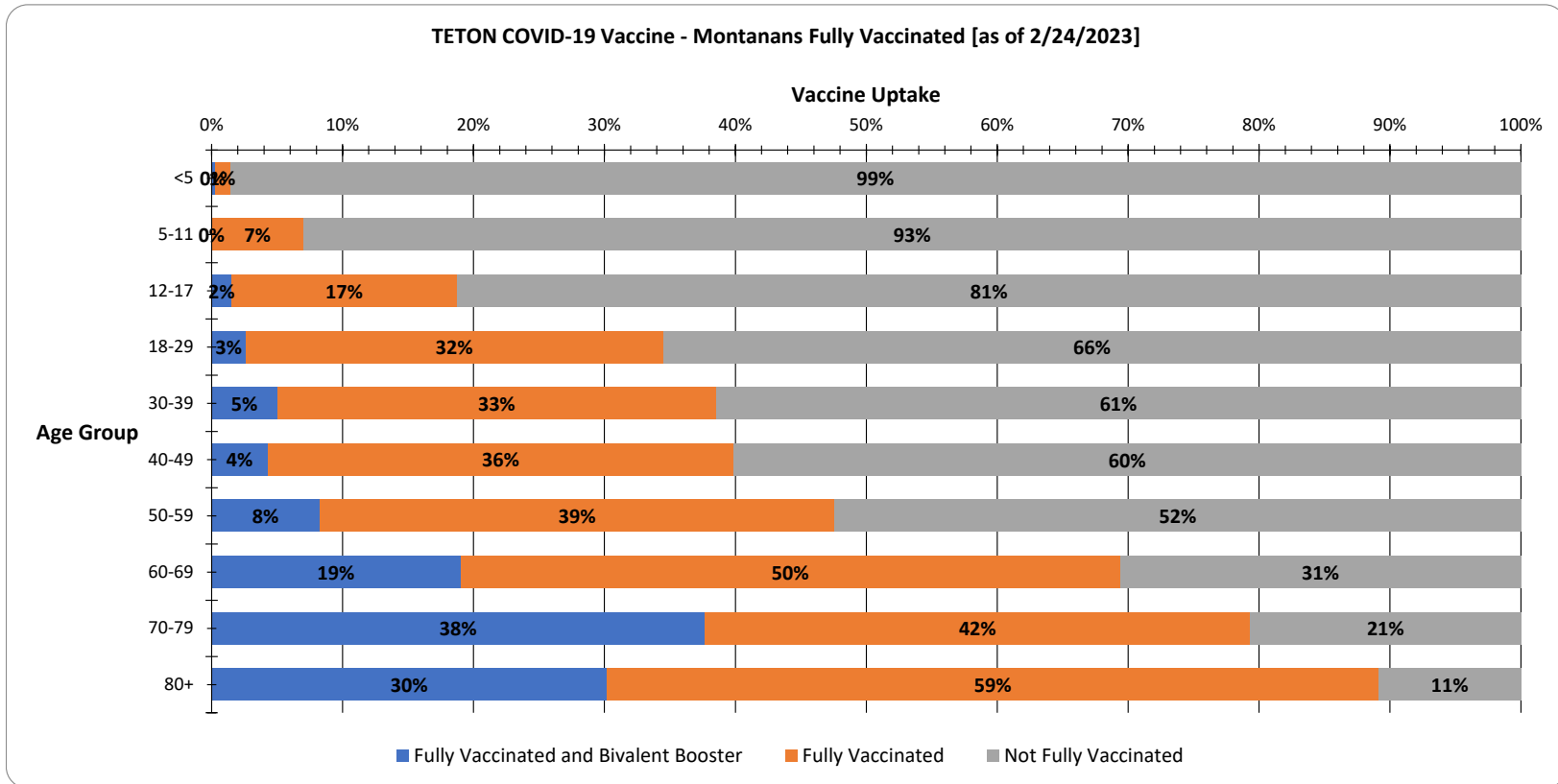
SWEET GRASS Vaccine Uptake for Montanans by Age Group as of 2/24/2023

Age Group	Fully Vaccinated and Bivalent Booster	Fully Vaccinated	Not Fully Vaccinated
<5	0%	2%	98%
5-11	0%	7%	93%
12-17	2%	17%	82%
18-29	1%	25%	74%
30-39	2%	35%	63%
40-49	5%	38%	57%
50-59	6%	38%	56%
60-69	18%	37%	45%
70-79	30%	53%	17%
80+	22%	42%	36%
Total	10%	33%	57%



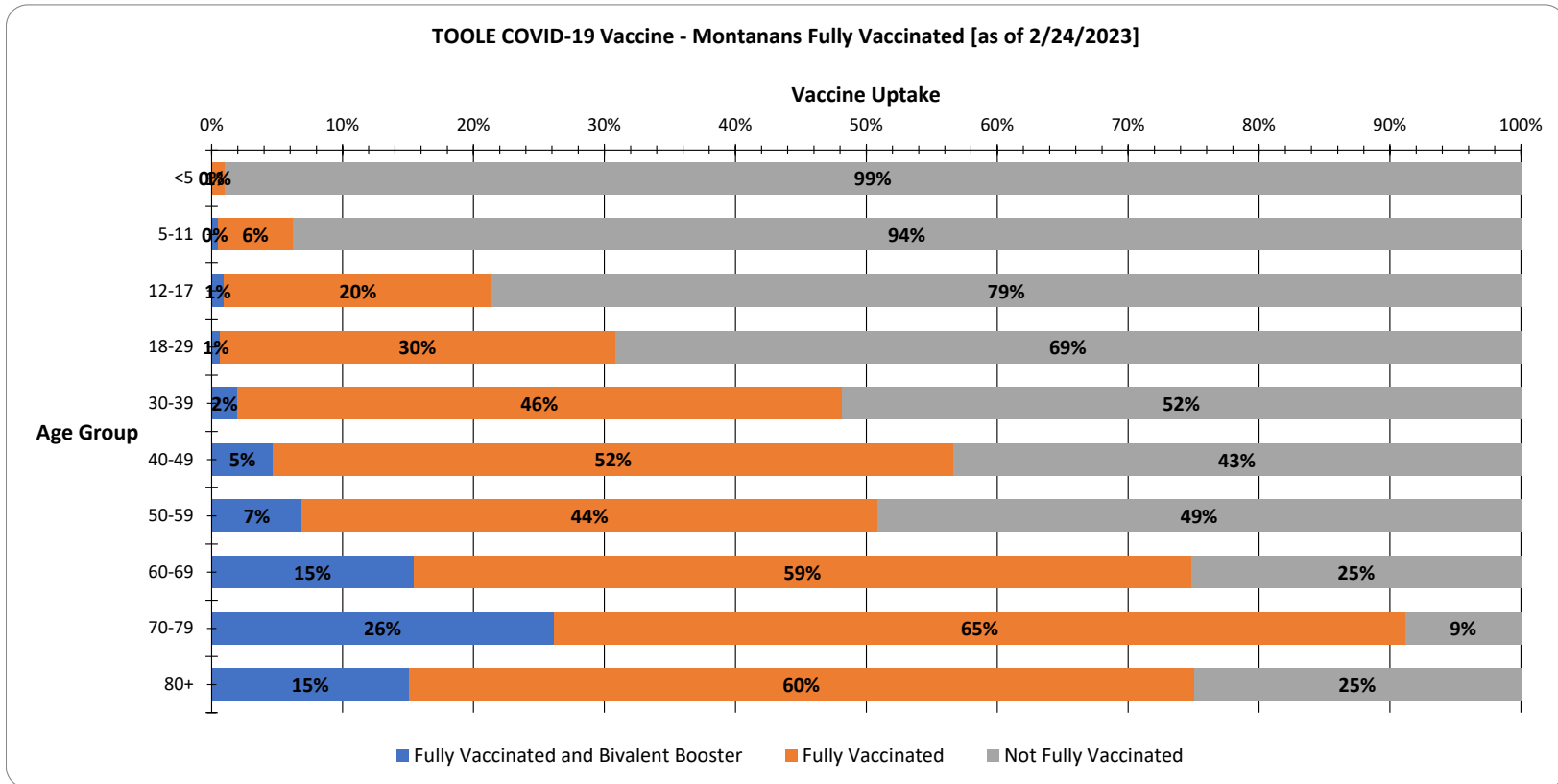
TETON Vaccine Uptake for Montanans by Age Group as of 2/24/2023

Age Group	Fully Vaccinated and Bivalent Booster	Fully Vaccinated	Not Fully Vaccinated
<5	0%	1%	99%
5-11	0%	7%	93%
12-17	2%	17%	81%
18-29	3%	32%	66%
30-39	5%	33%	61%
40-49	4%	36%	60%
50-59	8%	39%	52%
60-69	19%	50%	31%
70-79	38%	42%	21%
80+	30%	59%	11%
Total	11%	33%	56%



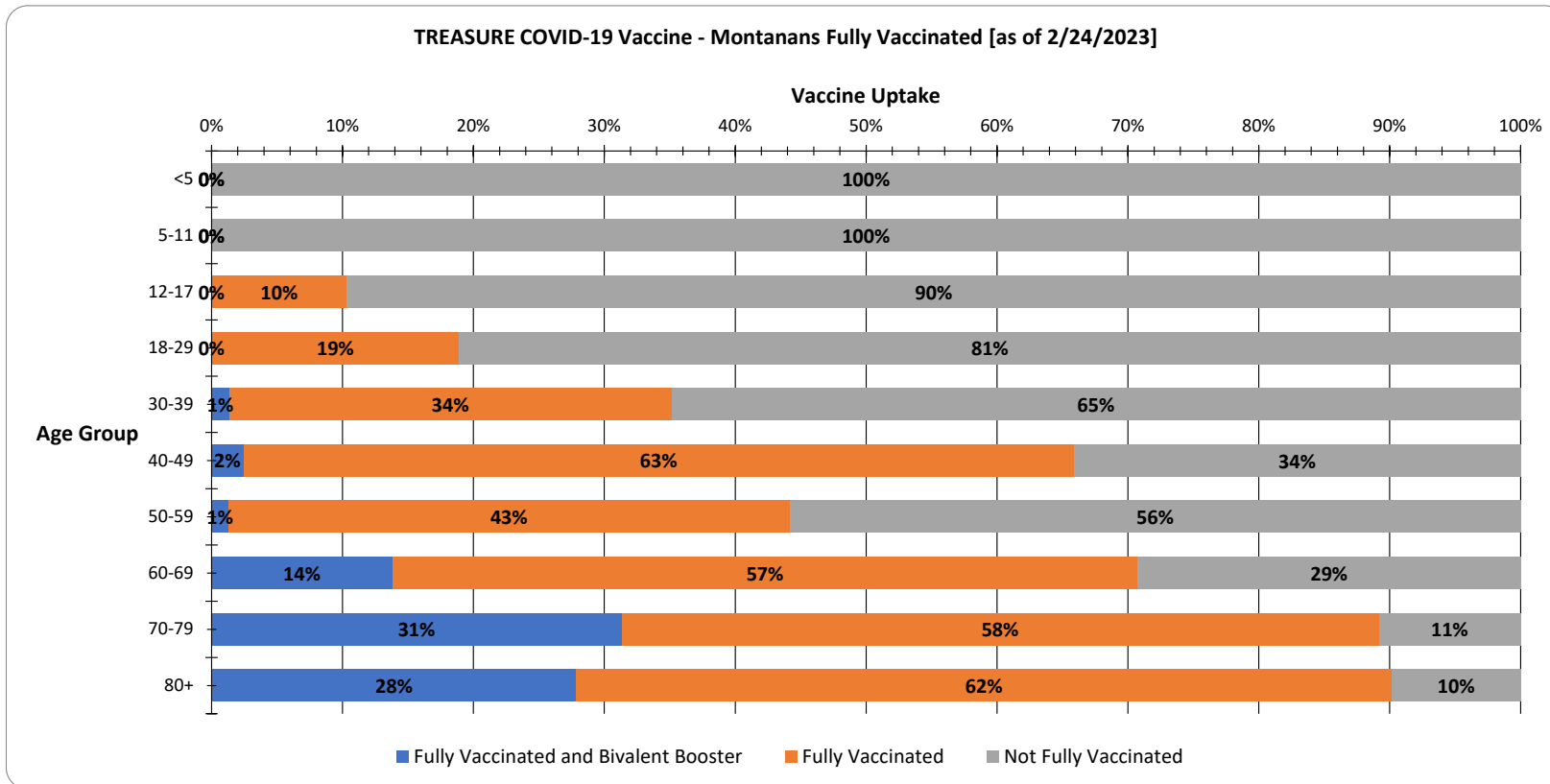
TOOLE Vaccine Uptake for Montanans by Age Group as of 2/24/2023

Age Group	Fully Vaccinated and Bivalent Booster	Fully Vaccinated	Not Fully Vaccinated
<5	0%	1%	99%
5-11	0%	6%	94%
12-17	1%	20%	79%
18-29	1%	30%	69%
30-39	2%	46%	52%
40-49	5%	52%	43%
50-59	7%	44%	49%
60-69	15%	59%	25%
70-79	26%	65%	9%
80+	15%	60%	25%
Total	7%	40%	53%



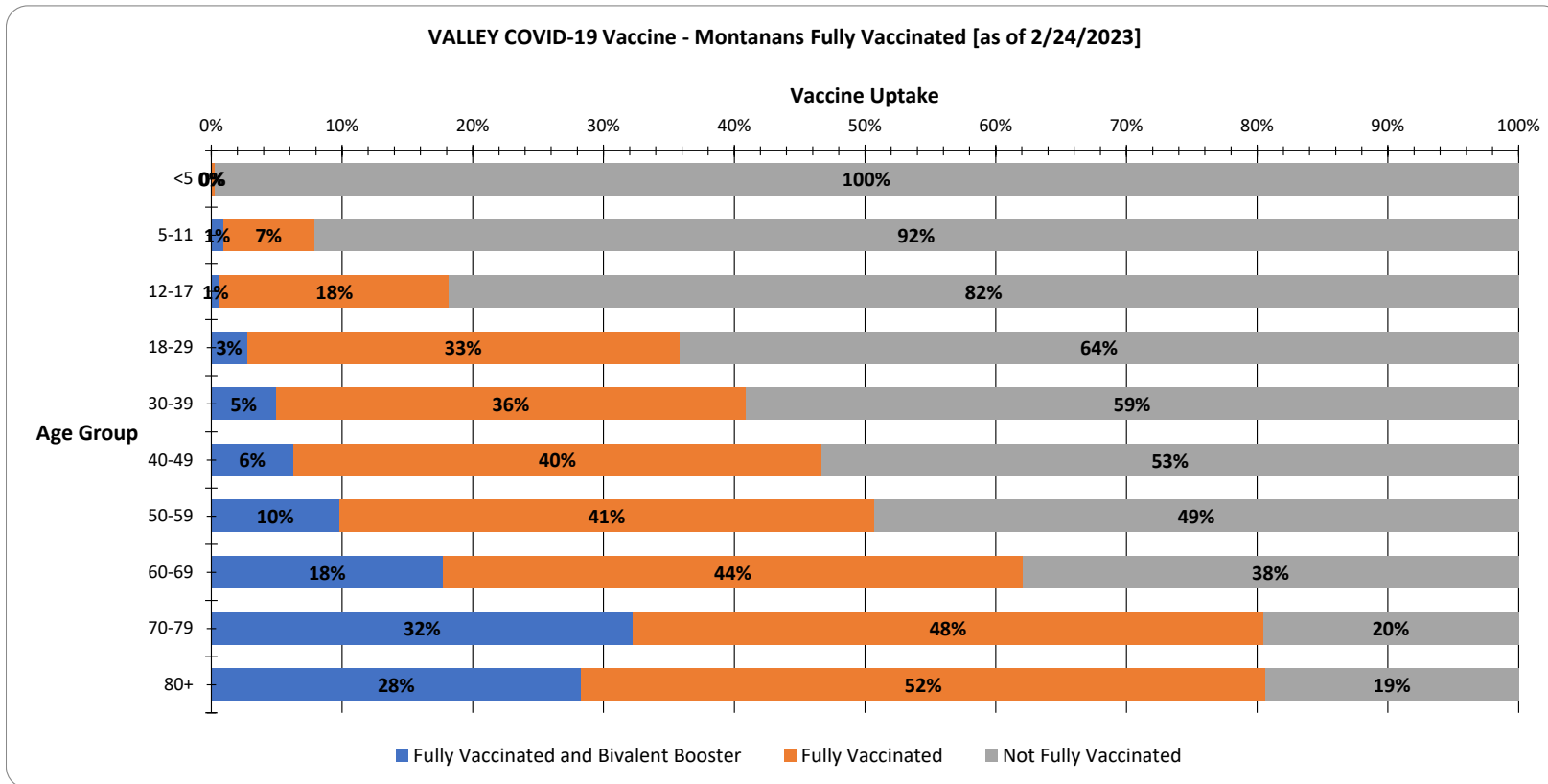
TREASURE Vaccine Uptake for Montanans by Age Group as of 2/24/2023

Age Group	Fully Vaccinated and Bivalent Booster	Fully Vaccinated	Not Fully Vaccinated
<5	0%	0%	100%
5-11	0%	0%	100%
12-17	0%	10%	90%
18-29	0%	19%	81%
30-39	1%	34%	65%
40-49	2%	63%	34%
50-59	1%	43%	56%
60-69	14%	57%	29%
70-79	31%	58%	11%
80+	28%	62%	10%
Total	9%	37%	54%



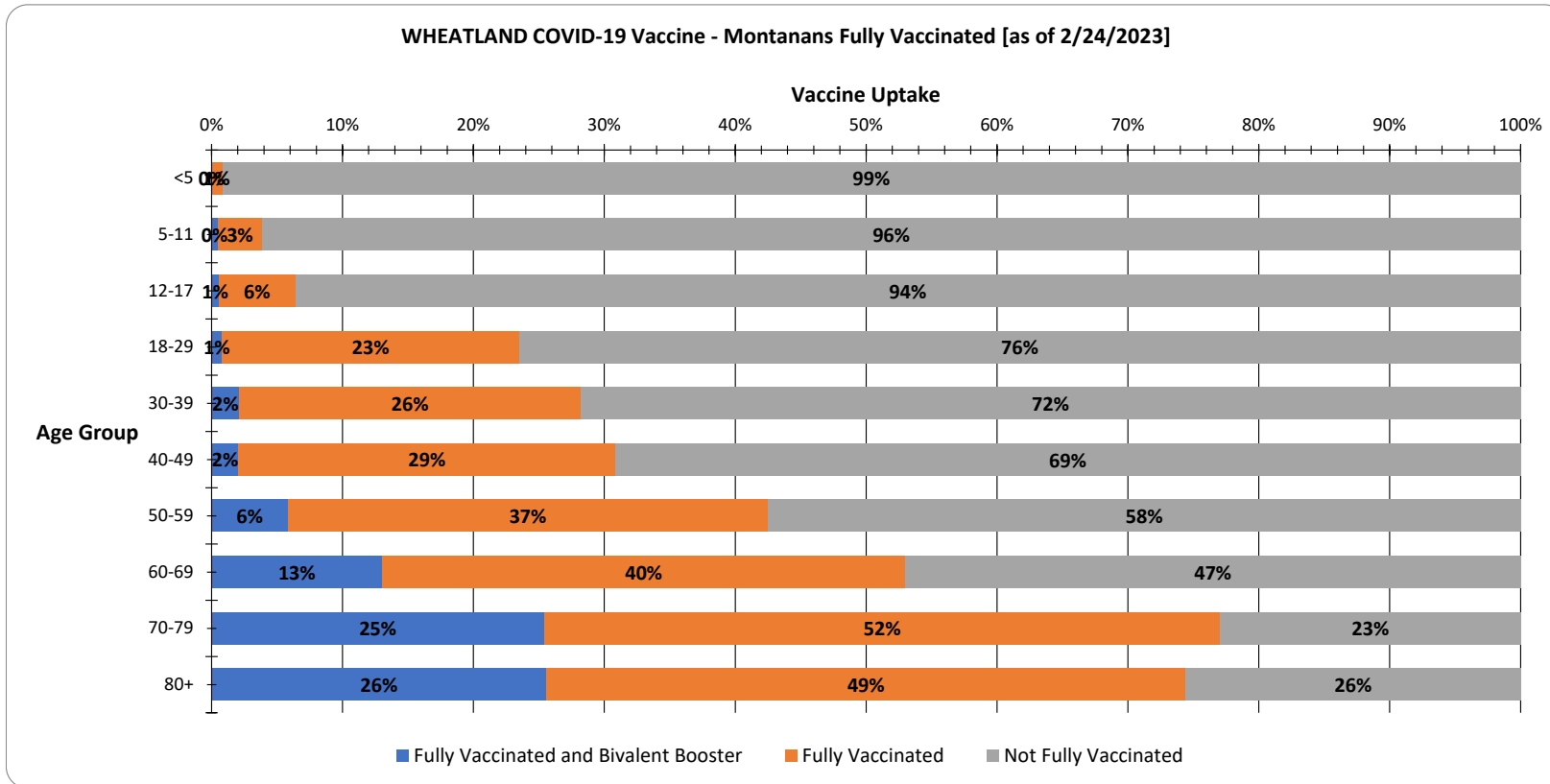
VALLEY Vaccine Uptake for Montanans by Age Group as of 2/24/2023

Age Group	Fully Vaccinated and Bivalent Booster	Fully Vaccinated	Not Fully Vaccinated
<5	0%	0%	100%
5-11	1%	7%	92%
12-17	1%	18%	82%
18-29	3%	33%	64%
30-39	5%	36%	59%
40-49	6%	40%	53%
50-59	10%	41%	49%
60-69	18%	44%	38%
70-79	32%	48%	20%
80+	28%	52%	19%
Total	11%	34%	55%



WHEATLAND Vaccine Uptake for Montanans by Age Group as of 2/24/2023

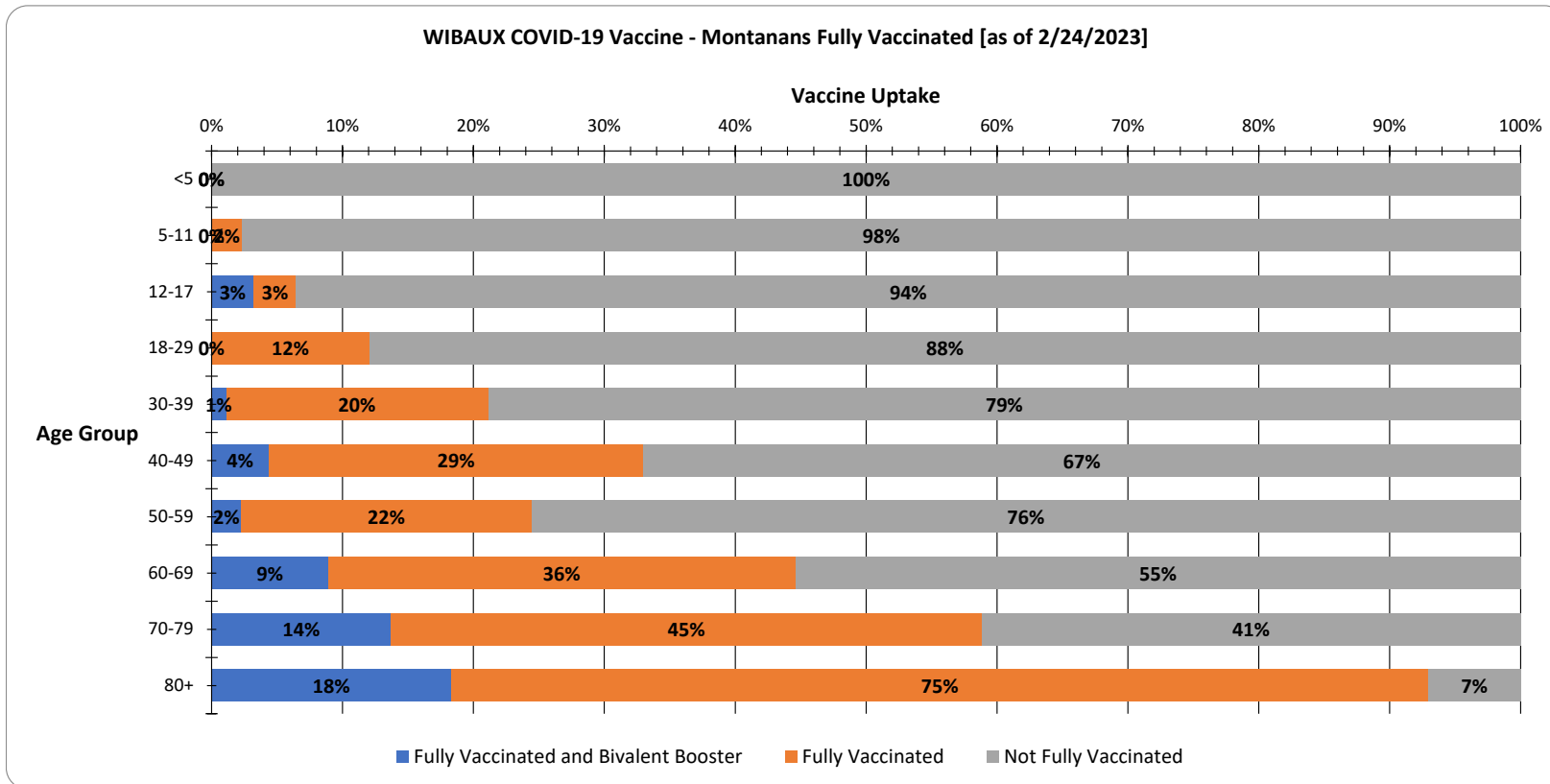
Age Group	Fully Vaccinated and Bivalent Booster	Fully Vaccinated	Not Fully Vaccinated
<5	0%	1%	99%
5-11	0%	3%	96%
12-17	1%	6%	94%
18-29	1%	23%	76%
30-39	2%	26%	72%
40-49	2%	29%	69%
50-59	6%	37%	58%
60-69	13%	40%	47%
70-79	25%	52%	23%
80+	26%	49%	26%
Total	8%	29%	64%





WIBAUX Vaccine Uptake for Montanans by Age Group as of 2/24/2023

Age Group	Fully Vaccinated and Bivalent Booster	Fully Vaccinated	Not Fully Vaccinated
<5	0%	0%	100%
5-11	0%	2%	98%
12-17	3%	3%	94%
18-29	0%	12%	88%
30-39	1%	20%	79%
40-49	4%	29%	67%
50-59	2%	22%	76%
60-69	9%	36%	55%
70-79	14%	45%	41%
80+	18%	75%	7%
Total	5%	26%	68%



YELLOWSTONE Vaccine Uptake for Montanans by Age Group as of 2/24/2023

Age Group	Fully Vaccinated and Bivalent Booster	Fully Vaccinated	Not Fully Vaccinated
<5	0%	3%	97%
5-11	0%	14%	86%
12-17	3%	29%	68%
18-29	3%	39%	59%
30-39	5%	43%	52%
40-49	8%	49%	43%
50-59	11%	47%	42%
60-69	27%	49%	24%
70-79	43%	49%	8%
80+	45%	55%	0%
Total	12%	39%	48%

