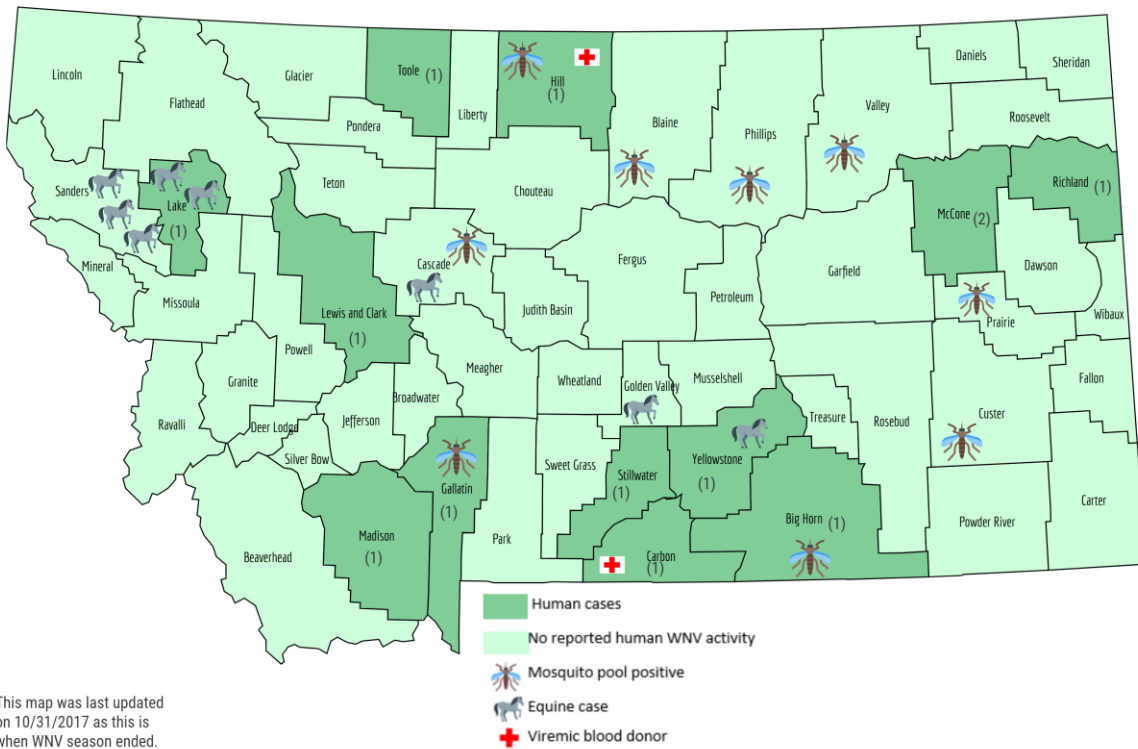


# Montana West Nile Virus Season Summary – 2017

Figure 1. West Nile Virus activity by County – Montana, 2017

## West Nile Virus Cases by County Montana, 2017



### Human cases of West Nile Virus by jurisdiction and age group – Montana, 2017

Table 1. Human cases of West Nile Virus by jurisdiction

Jurisdiction	Case Count
Big Horn	1
Carbon	1*
Gallatin	1
Hill	1*
Lake	1
Lewis and Clark	1
Madison	1
McCone	2
Richland	1
Stillwater	1
Toole	1
Yellowstone	1

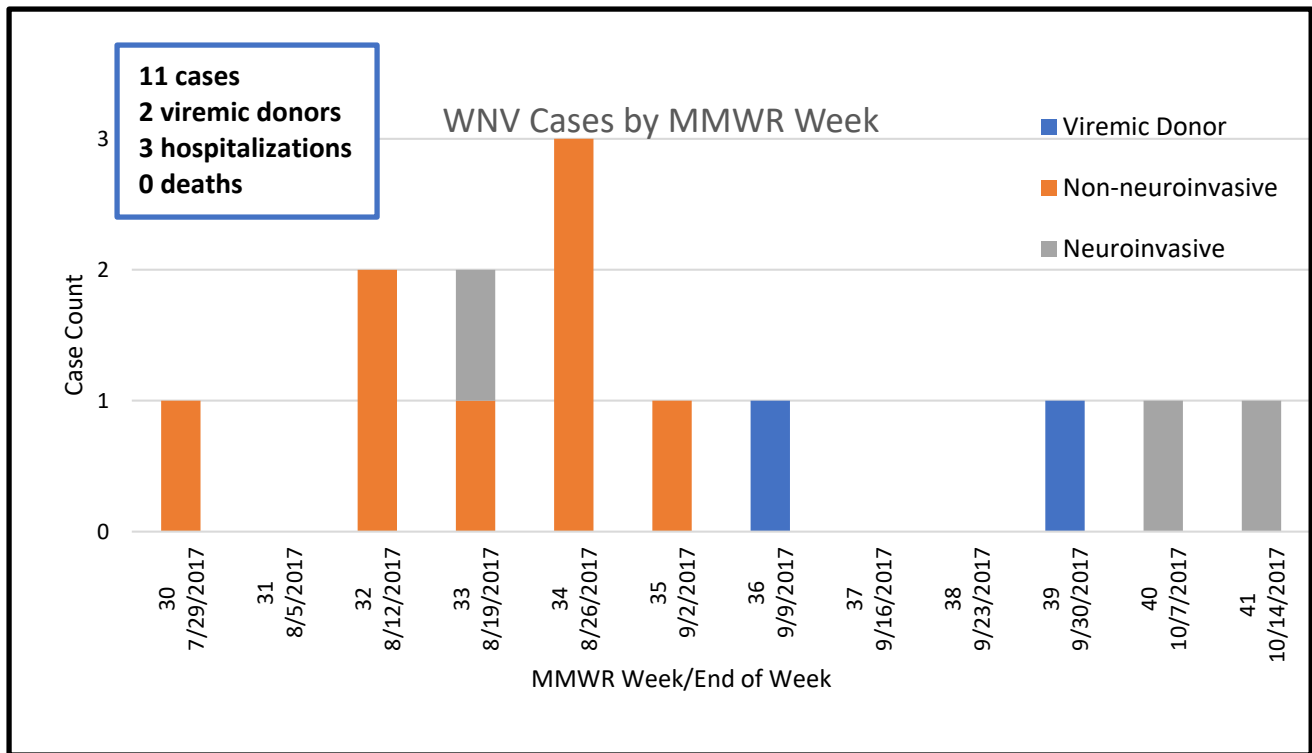
\*viremic (blood donor) cases

Table 2. Human cases of West Nile Virus by age group

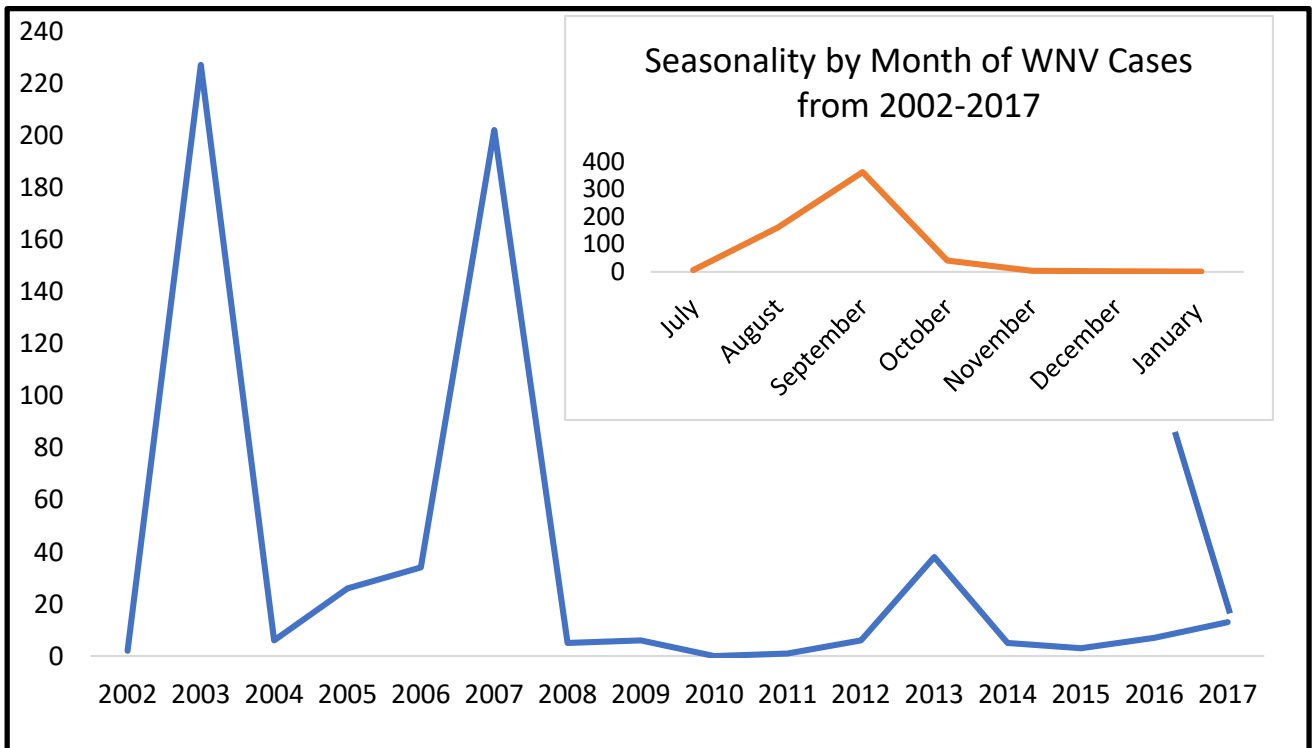
Age Groups (in years)	Number
0 to 9	0
10 to 19	0
20 to 29	1
30 to 39	3
40 to 49	0
50 to 59	2*
60 to 69	6*
70 to 79	1
80 to 89	0
90 & above	0

\*viremic (blood donor) cases

**Figure 1. Human cases of West Nile Virus by report date – Montana, 2017**



**Figure 2. Seasonality of human cases of West Nile Virus – Montana, 2002-2017**



For more information, please contact the Communicable Disease Epidemiology section at 406-444-0273.