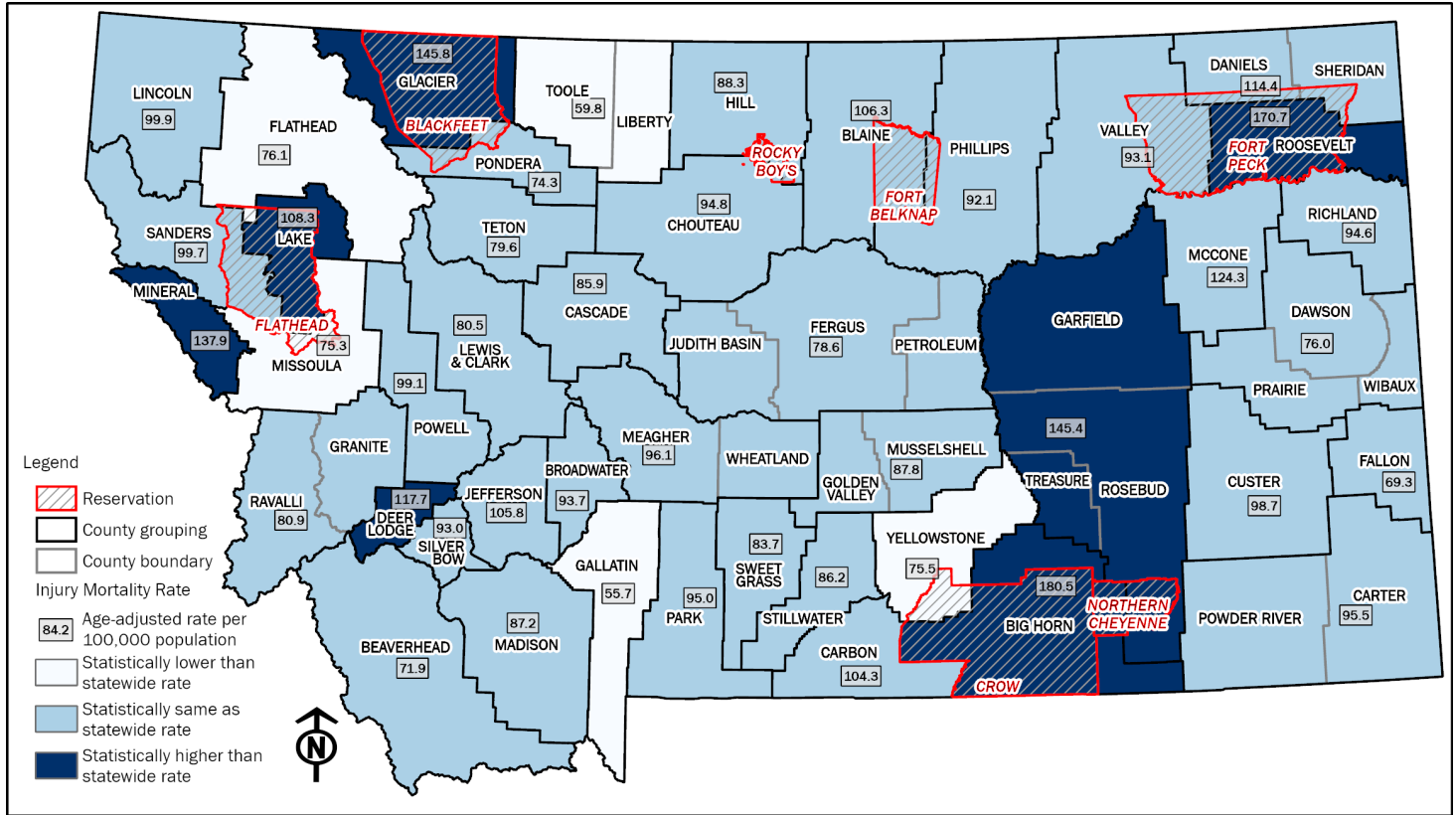



# Injury Deaths in Montana by County (2009-2018)

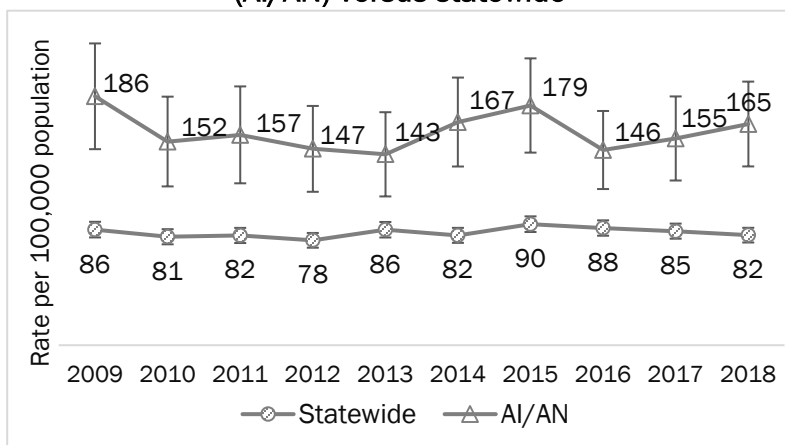


- Injury\* is the leading cause of death for younger Montanans (aged 1-44 years)
- The statewide 2009-2018 age-adjusted injury mortality rate was 84.2 per 100,000 population
- Around 900 Montana residents die each year due to injury
- Nearly two-thirds of injury deaths in the past decade were unintentional

## Top causes of fatal injury in Montana 2009-2018



## Injury mortality among American Indians/Alaska Natives (AI/AN) versus statewide



\*Underlying cause of death ICD-10 codes: V01-Y36, Y85-Y87, Y89, U01-U03  
 Data Source: Montana Department of Public Health and Human Services, Vital Statistics Analysis Unit [2009-2018]