

# GLENDIVE, MT



## DAWSON COUNTY

### 2023 Population Estimate: 8,810

Glendive is located in Southeastern Montana near the North Dakota border, nestled between the Yellowstone River and the badlands of Makoshika State Park. Glendive is home of Dawson Community College and is part of Montana's dinosaur trail.

**17% of Adults have Disability**

### Employment

Dawson County employment status for adults with disability:

- 54% Employed
- 4% Unemployed
- 45% Out of the labor force

### Veterans

Dawson County Veteran status for adults with disability:

- 27% of Veterans live with disability
- 13% of people with disabilities are Veterans

### Poverty

Dawson County poverty status for adults with disability:

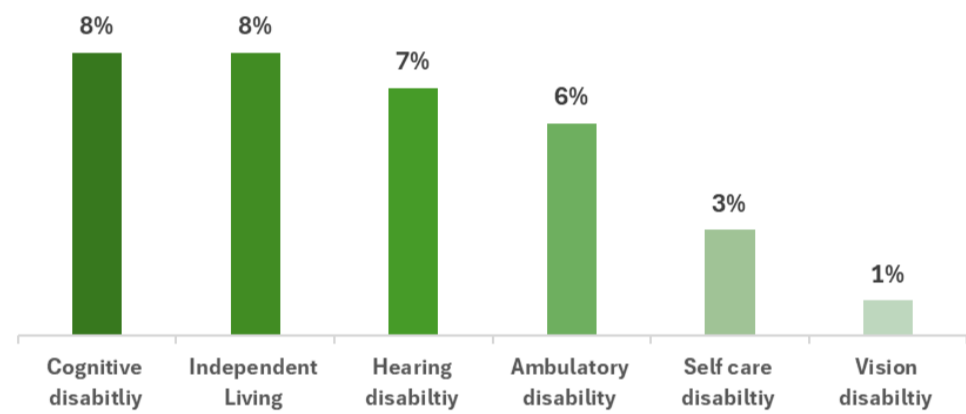
- 20% of people with disabilities live in poverty
- 45% of people in poverty live with disability

### Institutionalization

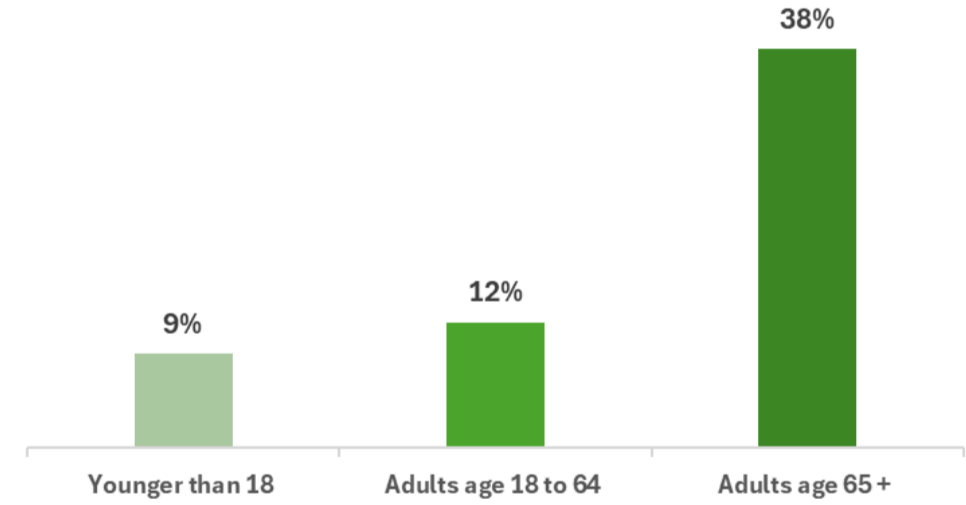
Percent of total population in institutional group quarters in Dawson County:

- 4% in institutional group quarters
- Among that 4%,
  - 64% in correctional facilities
  - 35% in nursing facilities

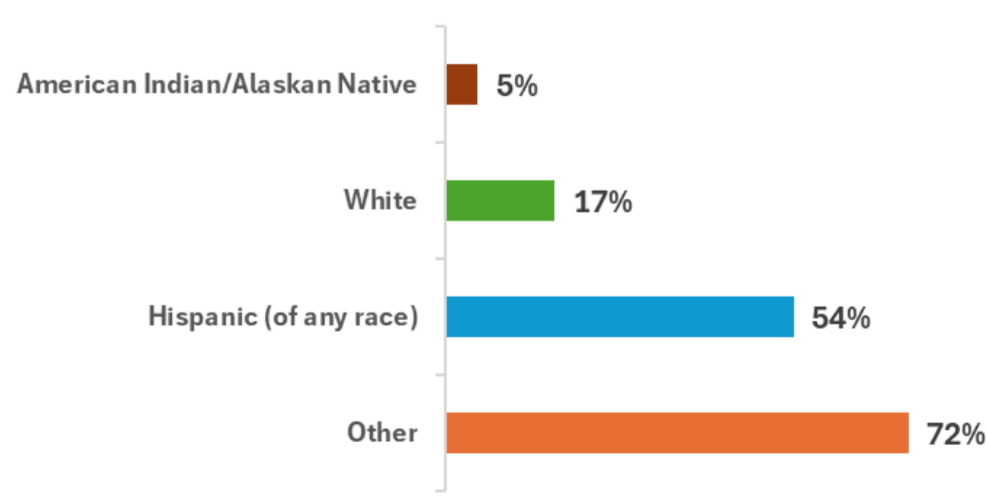
Percent of Adults with Disability by Disability Type Dawson County (Glendive), ACS 2017-2021



Percent of Adults with Disability by Age Group Dawson County (Glendive), ACS 2017-2021



Percent of Adults with Disability by Race Dawson County (Glendive), ACS 2017-2021



**MONTANA DISABILITY & HEALTH PROGRAM**

